



GriffinTM
RADIATOR

Product Catalog

If you can Drive it we can Cool it

Extended Edition



Universal
Fit

Exact fit

Direct fit

Combo
Unit

About Griffin Thermal Products



Who we are and where we're going.

Created for racing, engineered for performance, and perfected over the last 30 years, Griffin radiators are the best in the business. Stemming from the grass roots days of circle track racing, Griffin products are American made right here in Piedmont, South Carolina. Over the past 30 years, Griffin Radiator has evolved to Griffin Thermal Products and is now a fully capable automotive cooling system supplier. Located in the heart of circle track racing and affiliated with a tier-1 automotive supplier, no job is too big or too small.

The main Griffin facility is located at 750 Estes Dr. and boasts a 300,000 SqFt manufacturing floor. This facility is home to two vacuum brazing ovens, an induction welding tube mill, several fin machines, multiple tank presses, and every other piece of equipment required to manufacture aluminum radiators and cores. Also at this facility is the 30,000 SqFt of office space which houses Griffin Sales, Engineering, and Marketing.

With room to expand, a taste for innovation, and a great deal of dedication, Griffin Thermal Products is here to stay. Griffin has proudly been manufacturing American Made products for the past 30 years and will continue to manufacture them for the next 30 years.

Griffin Thermal Products is proud to be family owned and operated.

Automotive Aluminum Radiators

Griffin Automotive Radiators are on the forefront of cooling technology. With the assistance of our computerized thermal dynamics and flow analysis software we have been able to engineer the individual components of our products to maximize performance. Through this research, such products as Griffin Max Cool tubing and Griffin Extreme Cool tubing have been created. These new tubing sizes are quite possibly the biggest advancement in aluminum radiator technology to date. Griffin tank designs have also been improved as a result of our advanced research. Identifying hot spots, low flow and high flow locations, and turbulence points are all part of our engineering process.

Table of Contents

Universal Fit Radiators

22.00 X 15.50	4
22.00 X 19.00	5
24.00 X 15.50	6
24.00 X 19.00	7
26.00 X 15.50	8
26.00 X 19.00	9
27.50 X 15.50	10
27.50 X 19.00	12
31.00 X 15.50	13
31.00 X 19.00	14
About Griffin Thermal Products	2
Radiators You Can Count On.....	159
Griffin Tube Sizes	160
Griffin Radiator Fitments	161

Exact Fit Radiators

Cars	4-126
AMC	14-15
Buick	16-18
Cadillac	18-20
Chevrolet	20-39
Chrysler	40-43
Dodge	44-60
Ferrari	60-61
Ford	61-81
Lincoln	82
Mercury	83-88
Mitsubishi	88
Oldsmobile	89-92
Plymouth	92-116
Pontiac	116-126

Trucks

Dodge	126-135
Ford	135-139
GM	140-145
International	145-146
Jeep	146-147
Nissan	147-148
Toyota	148

Direct Fit Radiators

Ford	149
General Motors	150-152
Mopar	153

Direct Fit Specialty Radiators

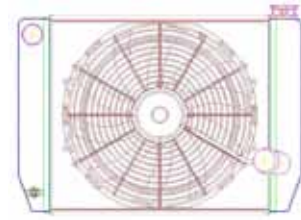
Chevrolet	154-155
Pontiac	156
Sunbeam	156
Ford Truck	156
GM Truck	157
Jeep	158

UniversalFit Radiators

22.00 Wide x 15.50 Tall x 3.00 Thick

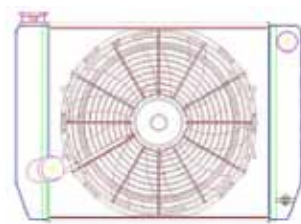
Single Pass (Outlets Top Driver Bottom Passenger)

ClassicCool 1.00" (Radiator Only)	ComboUnit (ClassicCool 1.00")	MaxCool 1.25" (Radiator Only)	ComboUnit (MaxCool 1.25")
Part # 1-25181-	Part # CU-25181-	Part # 1-55181-	Part # CU-55181-
Available options:		(Example: 1-55181-XS)	
X = No Options		Q = #16 AN MALE UPPER and LOWER OUTLETS	
T = Transmission Cooler 8.00"-1/4"NPT		TLS3 = LS3 & UP TL 1.25" / BR 1.50", w/TOC 8.00"-1/4"NPT, Steam Fitting	
F = #16 AN MALE TOP FITTING		XLS3 = LS3 & UP, TL 1.25" / BR 1.50" Steam Fitting	
XS = Straight Lower Outlet		THMR = HEMI TRUCK, TL 1.75" / BR 1.75", TOC 8.00" 1/4"NPT Steam Fitting	
TS = Transmission Cooler & Straight Outlet		XHMR = HEMI TRUCK, TL 1.75" / BR 1.75", Steam Fitting	



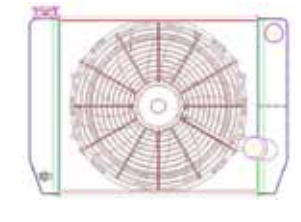
Single Pass (Outlets Top Passenger Bottom Driver)

ClassicCool 1.00" (Radiator Only)	ComboUnit (ClassicCool 1.00")	MaxCool 1.25" (Radiator Only)	ComboUnit (MaxCool 1.25")
Part # 1-26181-	Part # CU-26181-	Part # 1-56181-	Part # CU-56181-
Available options:		(Example: 1-56181-XS)	
X = No Options		TS = Transmission Cooler & Straight Outlet	
T = Transmission Cooler 8.00"-1/4"NPT		Q = #16 AN MALE UPPER and LOWER OUTLETS	
F = #16 AN MALE TOP FITTING		TCYT = TR 1.50" / BL 1.50", TOC 8.00"-1/4"NPT, Steam Fitting	
XS = Straight Lower Outlet		XCYT = TR 1.50" / BL 1.50" W/ Steam Fitting	



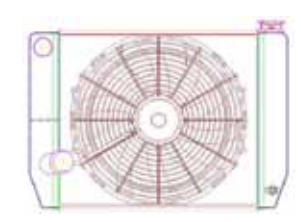
Double Pass Right (Outlets Top Passenger Bottom Passenger)

ClassicCool 1.00" (Radiator Only)	ComboUnit (ClassicCool 1.00")	MaxCool 1.25" (Radiator Only)	ComboUnit (MaxCool 1.25")
Part # 1-28181-	Part # CU-28181-	Part # 1-58181-	Part # CU-58181-
Available options:		(Example: 1-58181-XS)	
X = No Options		Q = #16 AN MALE UPPER and LOWER OUTLETS	
T = Transmission Cooler 8.00"-1/4"NPT		TLS = LS1, LS2 and Early LS3, TR 1.25" / BR 1.50", w/TOC 8.00"-1/4"NPT Steam Fitting	
F = #16 AN MALE TOP FITTING		XLS = LS1, LS2 & Early LS3, TR 1.25" / BR 1.50" Steam Fitting	
XS = Straight Lower Outlet		THMI = HEMI CAR, TR 1.75" / BR 1.75", TOC 8.00"-1/4"NPT, Steam Fitting	
TS = Transmission Cooler & Straight Outlet		XHMI = HEMI CAR, TR 1.75" / BR 1.75", Steam Fitting	



Double Pass (Outlets Top Driver Bottom Driver)

ClassicCool 1.00" (Radiator Only)	ComboUnit (ClassicCool 1.00")	MaxCool 1.25" (Radiator Only)	ComboUnit (MaxCool 1.25")
Part # 1-29181-	Part # CU-29181-	Part # 1-59181-	Part # CU-59181-
Available options:		(Example: 1-58181-XS)	
X = No Options		XS = Straight Lower Outlet	
T = Transmission Cooler 8.00"-1/4"NPT		TS = Transmission Cooler & Straight Outlet	
F = #16 AN MALE TOP FITTING		Q = #16 AN MALE UPPER and LOWER OUTLETS	



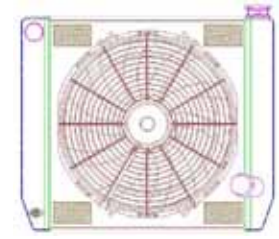
Page Notes:

ComboUnit total thickness is: 5.70"
 ComboUnit uses a single PF-36 Fan (Single 14" / 1038 CFM)

22.00 Wide x 19.00 Tall x 3.00 Thick

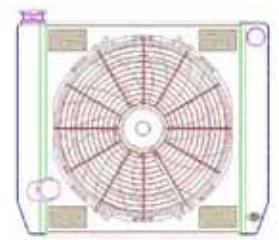
Single Pass (Outlets Top Driver Bottom Passenger)

ClassicCool 1.00" (Radiator Only)	ComboUnit (ClassicCool 1.00")	MaxCool 1.25" (Radiator Only)	ComboUnit (MaxCool 1.25")
Part # 1-25182-	Part # CU-25182-	Part # 1-55182-	Part # CU-55182-
Available options:		(Example: 1-55182-XS)	
X = No Options		Q = #16 AN MALE UPPER and LOWER OUTLETS	
T = Transmission Cooler 8.00"-1/4"NPT		TLS3 = LS3 & UP TL 1.25" / BR 1.50", w/TOC 8.00"-1/4"NPT, Steam Fitting	
F = #16 AN MALE TOP FITTING		XLS3 = LS3 & UP, TL 1.25" / BR 1.50" Steam Fitting	
XS = Straight Lower Outlet		THMR = HEMI TRUCK, TL 1.75" / BR 1.75", TOC 8.00" 1/4"NPT Steam Fitting	
TS = Transmission Cooler & Straight Outlet		XHMR = HEMI TRUCK, TL 1.75" / BR 1.75", Steam Fitting	



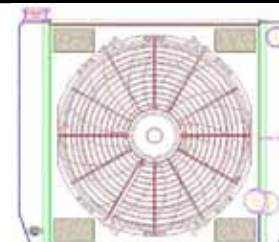
Single Pass (Outlets Top Passenger Bottom Driver)

ClassicCool 1.00" (Radiator Only)	ComboUnit (ClassicCool 1.00")	MaxCool 1.25" (Radiator Only)	ComboUnit (MaxCool 1.25")
Part # 1-26182-	Part # CU-26182-	Part # 1-56182-	Part # CU-56182-
Available options:		(Example: 1-56182-XS)	
X = No Options		TS = Transmission Cooler & Straight Outlet	
T = Transmission Cooler 8.00"-1/4"NPT		Q = #16 AN MALE UPPER and LOWER OUTLETS	
F = #16 AN MALE TOP FITTING		TCYT = TR 1.50" / BL 1.50", TOC 8.00"-1/4"NPT, Steam Fitting	
XS = Straight Lower Outlet		XCYT = TR 1.50" / BL 1.50" W/ Steam Fitting	



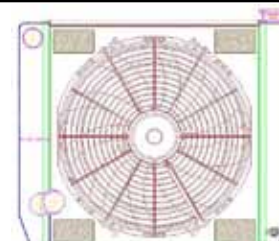
Double Pass Right (Outlets Top Passenger Bottom Passenger)

ClassicCool 1.00" (Radiator Only)	ComboUnit (ClassicCool 1.00")	MaxCool 1.25" (Radiator Only)	ComboUnit (MaxCool 1.25")
Part # 1-28182-	Part # CU-28182-	Part # 1-58182-	Part # CU-58182-
Available options:		(Example: 1-58182-XS)	
X = No Options		Q = #16 AN MALE UPPER and LOWER OUTLETS	
T = Transmission Cooler 8.00"-1/4"NPT		TLS = LS1, LS2 and Early LS3, TR 1.25" / BR 1.50", w/TOC 8.00"-1/4"NPT Steam Fitting	
F = #16 AN MALE TOP FITTING		XLS = LS1, LS2 & Early LS3, TR 1.25" / BR 1.50" Steam Fitting	
XS = Straight Lower Outlet		THMI = HEMI CAR, TR 1.75" / BR 1.75", TOC 8.00"-1/4"NPT, Steam Fitting	
TS = Transmission Cooler & Straight Outlet		XHMI = HEMI CAR, TR 1.75" / BR 1.75", Steam Fitting	



Double Pass (Outlets Top Driver Bottom Driver)

ClassicCool 1.00" (Radiator Only)	ComboUnit (ClassicCool 1.00")	MaxCool 1.25" (Radiator Only)	ComboUnit (MaxCool 1.25")
Part # 1-29182-	Part # CU-29182-	Part # 1-59182-	Part # CU-59182-
Available options:		(Example: 1-58182-XS)	
X = No Options		XS = Straight Lower Outlet	
T = Transmission Cooler 8.00"-1/4"NPT		TS = Transmission Cooler & Straight Outlet	
F = #16 AN MALE TOP FITTING		Q = #16 AN MALE UPPER and LOWER OUTLETS	



Page Notes:

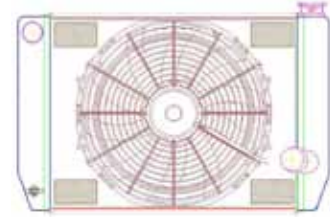
ComboUnit total thickness is: 5.70"
 ComboUnit uses a single PF-41 Fan (Single 16" / 1298 CFM)

UniversalFit Radiators

24.00 Wide x 15.50 Tall x 3.00 Thick

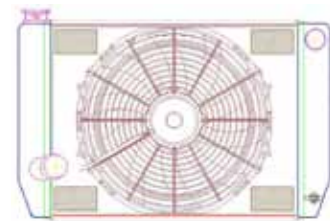
Single Pass (Outlets Top Driver Bottom Passenger)

ClassicCool 1.00" (Radiator Only)	ComboUnit (ClassicCool 1.00")	MaxCool 1.25" (Radiator Only)	ComboUnit (MaxCool 1.25")
Part # 1-25201-	Part # CU-25201-	Part # 1-55201-	Part # CU-55201-
Available options:		(Example: 1-55201-XS)	
X = No Options		Q = #16 AN MALE UPPER and LOWER OUTLETS	
T = Transmission Cooler 8.00"-1/4"NPT		TLS3 = LS3 & UP TL 1.25" / BR 1.50", w/TOC 8.00"-1/4"NPT, Steam Fitting	
F = #16 AN MALE TOP FITTING		XLS3 = LS3 & UP, TL 1.25" / BR 1.50" Steam Fitting	
XS = Straight Lower Outlet		THMR = HEMI TRUCK, TL 1.75" / BR 1.75", TOC 8.00" 1/4"NPT Steam Fitting	
TS = Transmission Cooler & Straight Outlet		XHMR = HEMI TRUCK, TL 1.75" / BR 1.75", Steam Fitting	



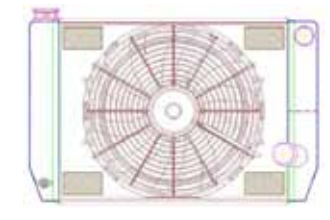
Single Pass (Outlets Top Passenger Bottom Driver)

ClassicCool 1.00" (Radiator Only)	ComboUnit (ClassicCool 1.00")	MaxCool 1.25" (Radiator Only)	ComboUnit (MaxCool 1.25")
Part # 1-26201-	Part # CU-26201-	Part # 1-56201-	Part # CU-56201-
Available options:		(Example: 1-56201-XS)	
X = No Options		TS = Transmission Cooler & Straight Outlet	
T = Transmission Cooler 8.00"-1/4"NPT		Q = #16 AN MALE UPPER and LOWER OUTLETS	
F = #16 AN MALE TOP FITTING		TCYT = TR 1.50" / BL 1.50", TOC 8.00"-1/4"NPT, Steam Fitting	
XS = Straight Lower Outlet		XCYT = TR 1.50" / BL 1.50" W/ Steam Fitting	



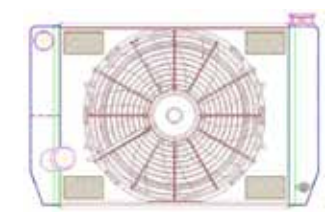
Double Pass Right (Outlets Top Passenger Bottom Passenger)

ClassicCool 1.00" (Radiator Only)	ComboUnit (ClassicCool 1.00")	MaxCool 1.25" (Radiator Only)	ComboUnit (MaxCool 1.25")
Part # 1-28201-	Part # CU-28201-	Part # 1-58201-	Part # CU-58201-
Available options:		(Example: 1-58201-XS)	
X = No Options		Q = #16 AN MALE UPPER and LOWER OUTLETS	
T = Transmission Cooler 8.00"-1/4"NPT		TLS = LS1, LS2 and Early LS3, TR 1.25" / BR 1.50", w/TOC 8.00"-1/4"NPT Steam Fitting	
F = #16 AN MALE TOP FITTING		XLS = LS1, LS2 & Early LS3, TR 1.25" / BR 1.50" Steam Fitting	
XS = Straight Lower Outlet		THMI = HEMI CAR, TR 1.75" / BR 1.75", TOC 8.00"-1/4"NPT, Steam Fitting	
TS = Transmission Cooler & Straight Outlet		XHMI = HEMI CAR, TR 1.75" / BR 1.75", Steam Fitting	



Double Pass (Outlets Top Driver Bottom Driver)

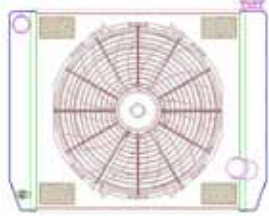


ClassicCool 1.00" (Radiator Only)	ComboUnit (ClassicCool 1.00")	MaxCool 1.25" (Radiator Only)	ComboUnit (MaxCool 1.25")
Part # 1-29201-	Part # CU-29201-	Part # 1-59201-	Part # CU-59201-
Available options:		(Example: 1-58201-XS)	
X = No Options		XS = Straight Lower Outlet	
T = Transmission Cooler 8.00"-1/4"NPT		TS = Transmission Cooler & Straight Outlet	
F = #16 AN MALE TOP FITTING		Q = #16 AN MALE UPPER and LOWER OUTLETS	



Page Notes:

ComboUnit total thickness is: 5.70"
 ComboUnit uses a single PF-36 Fan (Single 14" / 1038 CFM)

24.00 Wide x 19.00 Tall x 3.00 Thick

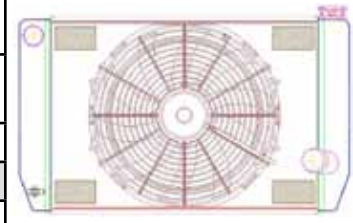
Single Pass (Outlets Top Driver Bottom Passenger)				
ClassicCool 1.00" (Radiator Only)	ComboUnit (ClassicCool 1.00")	MaxCool 1.25" (Radiator Only)	ComboUnit (MaxCool 1.25")	
Part # 1-25202-	Part # CU-25202-	Part # 1-55202-	Part # CU-55202-	
Available options:		(Example: 1-55202-XS)		
X = No Options		Q = #16 AN MALE UPPER and LOWER OUTLETS		
T = Transmission Cooler 8.00"-1/4"NPT		TLS3 = LS3 & UP TL 1.25" / BR 1.50", w/TOC 8.00"-1/4"NPT, Steam Fitting		
F = #16 AN MALE TOP FITTING		XLS3 = LS3 & UP, TL 1.25" / BR 1.50" Steam Fitting		
XS = Straight Lower Outlet		THMR = HEMI TRUCK, TL 1.75" / BR 1.75", TOC 8.00" 1/4"NPT Steam Fitting		
TS = Transmission Cooler & Straight Outlet		XHMR = HEMI TRUCK, TL 1.75" / BR 1.75", Steam Fitting		
Single Pass (Outlets Top Passenger Bottom Driver)				
ClassicCool 1.00" (Radiator Only)	ComboUnit (ClassicCool 1.00")	MaxCool 1.25" (Radiator Only)	ComboUnit (MaxCool 1.25")	
Part # 1-26202-	Part # CU-26202-	Part # 1-56202-	Part # CU-56202-	
Available options:		(Example: 1-56202-XS)		
X = No Options		TS = Transmission Cooler & Straight Outlet		
T = Transmission Cooler 8.00"-1/4"NPT		Q = #16 AN MALE UPPER and LOWER OUTLETS		
F = #16 AN MALE TOP FITTING		TCYT = TR 1.50" / BL 1.50", TOC 8.00"-1/4"NPT, Steam Fitting		
XS = Straight Lower Outlet		XCYT = TR 1.50" / BL 1.50" W/ Steam Fitting		
Double Pass Right (Outlets Top Passenger Bottom Passenger)				
ClassicCool 1.00" (Radiator Only)	ComboUnit (ClassicCool 1.00")	MaxCool 1.25" (Radiator Only)	ComboUnit (MaxCool 1.25")	
Part # 1-28202-	Part # CU-28202-	Part # 1-58202-	Part # CU-58202-	
Available options:		(Example: 1-58202-XS)		
X = No Options		Q = #16 AN MALE UPPER and LOWER OUTLETS		
T = Transmission Cooler 8.00"-1/4"NPT		TLS = LS1, LS2 and Early LS3, TR 1.25" / BR 1.50", w/TOC 8.00"-1/4"NPT Steam Fitting		
F = #16 AN MALE TOP FITTING		XLS = LS1, LS2 & Early LS3, TR 1.25" / BR 1.50" Steam Fitting		
XS = Straight Lower Outlet		THMI = HEMI CAR, TR 1.75" / BR 1.75", TOC 8.00"-1/4"NPT, Steam Fitting		
TS = Transmission Cooler & Straight Outlet		XHMI = HEMI CAR, TR 1.75" / BR 1.75", Steam Fitting		
Double Pass (Outlets Top Driver Bottom Driver)				
ClassicCool 1.00" (Radiator Only)	ComboUnit (ClassicCool 1.00")	MaxCool 1.25" (Radiator Only)	ComboUnit (MaxCool 1.25")	
Part # 1-29202-	Part # CU-29202-	Part # 1-59202-	Part # CU-59202-	
Available options:		(Example: 1-58202-XS)		
X = No Options		XS = Straight Lower Outlet		
T = Transmission Cooler 8.00"-1/4"NPT		TS = Transmission Cooler & Straight Outlet		
F = #16 AN MALE TOP FITTING		Q = #16 AN MALE UPPER and LOWER OUTLETS		
Page Notes:				
ComboUnit total thickness is: 5.70"				
ComboUnit uses a single PF-41 Fan (Single 16" / 1298 CFM)				

UniversalFit Radiators

26.00 Wide x 15.50 Tall x 3.00 Thick

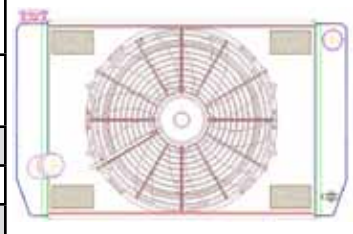
Single Pass (Outlets Top Driver Bottom Passenger)

ClassicCool 1.00" (Radiator Only)	ComboUnit (ClassicCool 1.00")	MaxCool 1.25" (Radiator Only)	ComboUnit (MaxCool 1.25")
Part # 1-25221-	Part # CU-25221-	Part # 1-55221-	Part # CU-55221-
Available options:		(Example: 1-55221-XS)	
X = No Options		Q = #16 AN MALE UPPER and LOWER OUTLETS	
T = Transmission Cooler 8.00"-1/4"NPT		TLS3 = LS3 & UP TL 1.25" / BR 1.50", w/TOC 8.00"-1/4"NPT, Steam Fitting	
F = #16 AN MALE TOP FITTING		XLS3 = LS3 & UP, TL 1.25" / BR 1.50" Steam Fitting	
XS = Straight Lower Outlet		THMR = HEMI TRUCK, TL 1.75" / BR 1.75", TOC 8.00" 1/4"NPT Steam Fitting	
TS = Transmission Cooler & Straight Outlet		XHMR = HEMI TRUCK, TL 1.75" / BR 1.75", Steam Fitting	



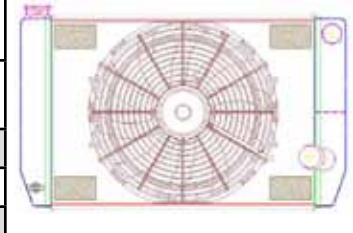
Single Pass (Outlets Top Passenger Bottom Driver)

ClassicCool 1.00" (Radiator Only)	ComboUnit (ClassicCool 1.00")	MaxCool 1.25" (Radiator Only)	ComboUnit (MaxCool 1.25")
Part # 1-26221-	Part # CU-26221-	Part # 1-56221-	Part # CU-56221-
Available options:		(Example: 1-56221-XS)	
X = No Options		TS = Transmission Cooler & Straight Outlet	
T = Transmission Cooler 8.00"-1/4"NPT		Q = #16 AN MALE UPPER and LOWER OUTLETS	
F = #16 AN MALE TOP FITTING		TCYT = TR 1.50" / BL 1.50", TOC 8.00"-1/4"NPT, Steam Fitting	
XS = Straight Lower Outlet		XCYT = TR 1.50" / BL 1.50" W/ Steam Fitting	



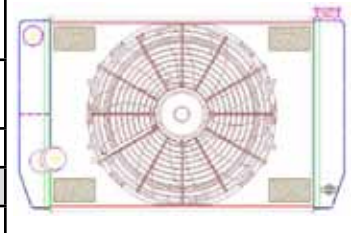
Double Pass Right (Outlets Top Passenger Bottom Passenger)

ClassicCool 1.00" (Radiator Only)	ComboUnit (ClassicCool 1.00")	MaxCool 1.25" (Radiator Only)	ComboUnit (MaxCool 1.25")
Part # 1-28221-	Part # CU-28221-	Part # 1-58221-	Part # CU-58221-
Available options:		(Example: 1-58221-XS)	
X = No Options		Q = #16 AN MALE UPPER and LOWER OUTLETS	
T = Transmission Cooler 8.00"-1/4"NPT		TLS = LS1, LS2 and Early LS3, TR 1.25" / BR 1.50", w/TOC 8.00"-1/4"NPT Steam Fitting	
F = #16 AN MALE TOP FITTING		XLS = LS1, LS2 & Early LS3, TR 1.25" / BR 1.50" Steam Fitting	
XS = Straight Lower Outlet		THMI = HEMI CAR, TR 1.75" / BR 1.75", TOC 8.00"-1/4"NPT, Steam Fitting	
TS = Transmission Cooler & Straight Outlet		XHMI = HEMI CAR, TR 1.75" / BR 1.75", Steam Fitting	



Double Pass (Outlets Top Driver Bottom Driver)

ClassicCool 1.00" (Radiator Only)	ComboUnit (ClassicCool 1.00")	MaxCool 1.25" (Radiator Only)	ComboUnit (MaxCool 1.25")
Part # 1-29221-	Part # CU-29221-	Part # 1-59221-	Part # CU-59221-
Available options:		(Example: 1-58221-XS)	
X = No Options		XS = Straight Lower Outlet	
T = Transmission Cooler 8.00"-1/4"NPT		TS = Transmission Cooler & Straight Outlet	
F = #16 AN MALE TOP FITTING		Q = #16 AN MALE UPPER and LOWER OUTLETS	



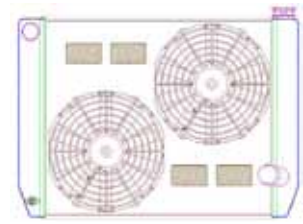
Page Notes:

ComboUnit total thickness is: 5.70"
 ComboUnit uses a single PF-36 Fan (Single 14" / 1038 CFM)

26.00 Wide x 19.00 Tall x 3.00 Thick

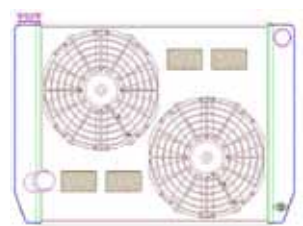
Single Pass (Outlets Top Driver Bottom Passenger)

ClassicCool 1.00" (Radiator Only)	ComboUnit (ClassicCool 1.00")	MaxCool 1.25" (Radiator Only)	ComboUnit (MaxCool 1.25")
Part # 1-25222-	Part # CU-25222-	Part # 1-55222-	Part # CU-55222-
Available options:		(Example: 1-55222-XS)	
X = No Options		Q = #16 AN MALE UPPER and LOWER OUTLETS	
T = Transmission Cooler 8.00"-1/4"NPT		TLS3 = LS3 & UP TL 1.25" / BR 1.50", w/TOC 8.00"-1/4"NPT, Steam Fitting	
F = #16 AN MALE TOP FITTING		XLS3 = LS3 & UP, TL 1.25" / BR 1.50" Steam Fitting	
XS = Straight Lower Outlet		THMR = HEMI TRUCK, TL 1.75" / BR 1.75", TOC 8.00" 1/4"NPT Steam Fitting	
TS = Transmission Cooler & Straight Outlet		XHMR = HEMI TRUCK, TL 1.75" / BR 1.75", Steam Fitting	



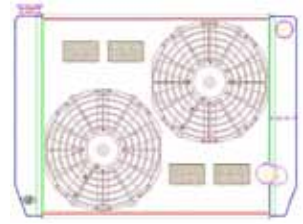
Single Pass (Outlets Top Passenger Bottom Driver)

ClassicCool 1.00" (Radiator Only)	ComboUnit (ClassicCool 1.00")	MaxCool 1.25" (Radiator Only)	ComboUnit (MaxCool 1.25")
Part # 1-26222-	Part # CU-26222-	Part # 1-56222-	Part # CU-56222-
Available options:		(Example: 1-56222-XS)	
X = No Options		TS = Transmission Cooler & Straight Outlet	
T = Transmission Cooler 8.00"-1/4"NPT		Q = #16 AN MALE UPPER and LOWER OUTLETS	
F = #16 AN MALE TOP FITTING		TCYT = TR 1.50" / BL 1.50", TOC 8.00"-1/4"NPT, Steam Fitting	
XS = Straight Lower Outlet		XCYT = TR 1.50" / BL 1.50" W/ Steam Fitting	



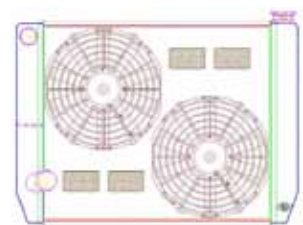
Double Pass Right (Outlets Top Passenger Bottom Passenger)

ClassicCool 1.00" (Radiator Only)	ComboUnit (ClassicCool 1.00")	MaxCool 1.25" (Radiator Only)	ComboUnit (MaxCool 1.25")
Part # 1-28222-	Part # CU-28222-	Part # 1-58222-	Part # CU-58222-
Available options:		(Example: 1-58222-XS)	
X = No Options		Q = #16 AN MALE UPPER and LOWER OUTLETS	
T = Transmission Cooler 8.00"-1/4"NPT		TLS = LS1, LS2 and Early LS3, TR 1.25" / BR 1.50", w/TOC 8.00"-1/4"NPT Steam Fitting	
F = #16 AN MALE TOP FITTING		XLS = LS1, LS2 & Early LS3, TR 1.25" / BR 1.50" Steam Fitting	
XS = Straight Lower Outlet		THMI = HEMI CAR, TR 1.75" / BR 1.75", TOC 8.00"-1/4"NPT, Steam Fitting	
TS = Transmission Cooler & Straight Outlet		XHMI = HEMI CAR, TR 1.75" / BR 1.75", Steam Fitting	



Double Pass (Outlets Top Driver Bottom Driver)

ClassicCool 1.00" (Radiator Only)	ComboUnit (ClassicCool 1.00")	MaxCool 1.25" (Radiator Only)	ComboUnit (MaxCool 1.25")
Part # 1-29222-	Part # CU-29222-	Part # 1-59222-	Part # CU-59222-
Available options:		(Example: 1-58222-XS)	
X = No Options		XS = Straight Lower Outlet	
T = Transmission Cooler 8.00"-1/4"NPT		TS = Transmission Cooler & Straight Outlet	
F = #16 AN MALE TOP FITTING		Q = #16 AN MALE UPPER and LOWER OUTLETS	



Page Notes:

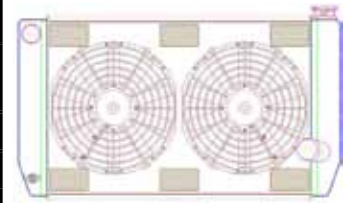
ComboUnit total thickness is: 5.70"
 ComboUnit uses twin PF-09c Fans (Twin 10" / 1498 CFM)

UniversalFit Radiators

27.50 Wide x 15.50 Tall x 3.00 Thick

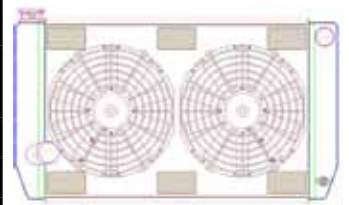
Single Pass (Outlets Top Driver Bottom Passenger)

ClassicCool 1.00" (Radiator Only)	ComboUnit (ClassicCool 1.00")	MaxCool 1.25" (Radiator Only)	ComboUnit (MaxCool 1.25")
Part # 1-25241-	Part # CU-25241-	Part # 1-55241-	Part # CU-55241-
Available options:		(Example: 1-55241-XS)	
X = No Options		Q = #16 AN MALE UPPER and LOWER OUTLETS	
T = Transmission Cooler 8.00"-1/4"NPT		TLS3 = LS3 & UP TL 1.25" / BR 1.50", w/TOC 8.00"-1/4"NPT, Steam Fitting	
F = #16 AN MALE TOP FITTING		XLS3 = LS3 & UP, TL 1.25" / BR 1.50" Steam Fitting	
XS = Straight Lower Outlet		THMR = HEMI TRUCK, TL 1.75" / BR 1.75", TOC 8.00" 1/4"NPT Steam Fitting	
TS = Transmission Cooler & Straight Outlet		XHMR = HEMI TRUCK, TL 1.75" / BR 1.75", Steam Fitting	



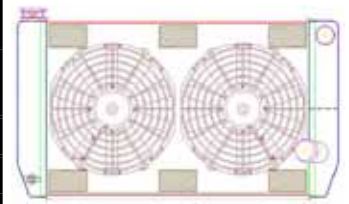
Single Pass (Outlets Top Passenger Bottom Driver)

ClassicCool 1.00" (Radiator Only)	ComboUnit (ClassicCool 1.00")	MaxCool 1.25" (Radiator Only)	ComboUnit (MaxCool 1.25")
Part # 1-26241-	Part # CU-26241-	Part # 1-56241-	Part # CU-56241-
Available options:		(Example: 1-56241-XS)	
X = No Options		TS = Transmission Cooler & Straight Outlet	
T = Transmission Cooler 8.00"-1/4"NPT		Q = #16 AN MALE UPPER and LOWER OUTLETS	
F = #16 AN MALE TOP FITTING		TCYT = TR 1.50" / BL 1.50", TOC 8.00"-1/4"NPT, Steam Fitting	
XS = Straight Lower Outlet		XCYT = TR 1.50" / BL 1.50" W/ Steam Fitting	



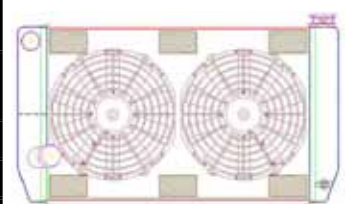
Double Pass Right (Outlets Top Passenger Bottom Passenger)

ClassicCool 1.00" (Radiator Only)	ComboUnit (ClassicCool 1.00")	MaxCool 1.25" (Radiator Only)	ComboUnit (MaxCool 1.25")
Part # 1-28241-	Part # CU-28241-	Part # 1-58241-	Part # CU-58241-
Available options:		(Example: 1-58241-XS)	
X = No Options		Q = #16 AN MALE UPPER and LOWER OUTLETS	
T = Transmission Cooler 8.00"-1/4"NPT		TLS = LS1, LS2 and Early LS3, TR 1.25" / BR 1.50", w/TOC 8.00"-1/4"NPT Steam Fitting	
F = #16 AN MALE TOP FITTING		XLS = LS1, LS2 & Early LS3, TR 1.25" / BR 1.50" Steam Fitting	
XS = Straight Lower Outlet		THMI = HEMI CAR, TR 1.75" / BR 1.75", TOC 8.00"-1/4"NPT, Steam Fitting	
TS = Transmission Cooler & Straight Outlet		XHMI = HEMI CAR, TR 1.75" / BR 1.75", Steam Fitting	



Double Pass (Outlets Top Driver Bottom Driver)

ClassicCool 1.00" (Radiator Only)	ComboUnit (ClassicCool 1.00")	MaxCool 1.25" (Radiator Only)	ComboUnit (MaxCool 1.25")
Part # 1-29241-	Part # CU-29241-	Part # 1-59241-	Part # CU-59241-
Available options:		(Example: 1-58241-XS)	
X = No Options		XS = Straight Lower Outlet	
T = Transmission Cooler 8.00"-1/4"NPT		TS = Transmission Cooler & Straight Outlet	
F = #16 AN MALE TOP FITTING		Q = #16 AN MALE UPPER and LOWER OUTLETS	



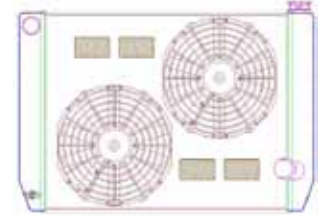
Page Notes:

ComboUnit total thickness is: 5.70"
 ComboUnit uses twin PF-09c Fans (Twin 10" / 1498 CFM)

27.50 Wide x 19.00 Tall x 3.00 Thick

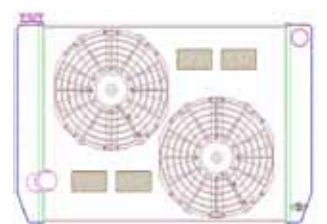
Single Pass (Outlets Top Driver Bottom Passenger)

ClassicCool 1.00" (Radiator Only)	ComboUnit (ClassicCool 1.00")	MaxCool 1.25" (Radiator Only)	ComboUnit (MaxCool 1.25")
Part # 1-25242-	Part # CU-25242-	Part # 1-55242-	Part # CU-55242-
Available options:		(Example: 1-55242-XS)	
X = No Options		Q = #16 AN MALE UPPER and LOWER OUTLETS	
T = Transmission Cooler 8.00"-1/4"NPT		TLS3 = LS3 & UP TL 1.25" / BR 1.50", w/TOC 8.00"-1/4"NPT, Steam Fitting	
F = #16 AN MALE TOP FITTING		XLS3 = LS3 & UP, TL 1.25" / BR 1.50" Steam Fitting	
XS = Straight Lower Outlet		THMR = HEMI TRUCK, TL 1.75" / BR 1.75", TOC 8.00" 1/4"NPT Steam Fitting	
TS = Transmission Cooler & Straight Outlet		XHMR = HEMI TRUCK, TL 1.75" / BR 1.75", Steam Fitting	



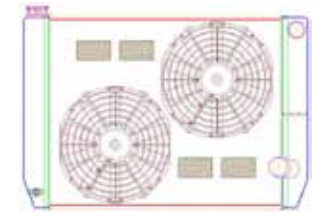
Single Pass (Outlets Top Passenger Bottom Driver)

ClassicCool 1.00" (Radiator Only)	ComboUnit (ClassicCool 1.00")	MaxCool 1.25" (Radiator Only)	ComboUnit (MaxCool 1.25")
Part # 1-26242-	Part # CU-26242-	Part # 1-56242-	Part # CU-56242-
Available options:		(Example: 1-56242-XS)	
X = No Options		TS = Transmission Cooler & Straight Outlet	
T = Transmission Cooler 8.00"-1/4"NPT		Q = #16 AN MALE UPPER and LOWER OUTLETS	
F = #16 AN MALE TOP FITTING		TCYT = TR 1.50" / BL 1.50", TOC 8.00"-1/4"NPT, Steam Fitting	
XS = Straight Lower Outlet		XCYT = TR 1.50" / BL 1.50" W/ Steam Fitting	



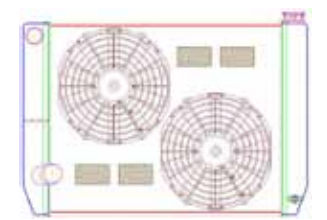
Double Pass Right (Outlets Top Passenger Bottom Passenger)

ClassicCool 1.00" (Radiator Only)	ComboUnit (ClassicCool 1.00")	MaxCool 1.25" (Radiator Only)	ComboUnit (MaxCool 1.25")
Part # 1-28242-	Part # CU-28242-	Part # 1-58242-	Part # CU-58242-
Available options:		(Example: 1-58242-XS)	
X = No Options		Q = #16 AN MALE UPPER and LOWER OUTLETS	
T = Transmission Cooler 8.00"-1/4"NPT		TLS = LS1, LS2 and Early LS3, TR 1.25" / BR 1.50", w/TOC 8.00"-1/4"NPT Steam Fitting	
F = #16 AN MALE TOP FITTING		XLS = LS1, LS2 & Early LS3, TR 1.25" / BR 1.50" Steam Fitting	
XS = Straight Lower Outlet		THMI = HEMI CAR, TR 1.75" / BR 1.75", TOC 8.00"-1/4"NPT, Steam Fitting	
TS = Transmission Cooler & Straight Outlet		XHMI = HEMI CAR, TR 1.75" / BR 1.75", Steam Fitting	



Double Pass (Outlets Top Driver Bottom Driver)

ClassicCool 1.00" (Radiator Only)	ComboUnit (ClassicCool 1.00")	MaxCool 1.25" (Radiator Only)	ComboUnit (MaxCool 1.25")
Part # 1-29242-	Part # CU-29242-	Part # 1-59242-	Part # CU-59242-
Available options:		(Example: 1-58242-XS)	
X = No Options		XS = Straight Lower Outlet	
T = Transmission Cooler 8.00"-1/4"NPT		TS = Transmission Cooler & Straight Outlet	
F = #16 AN MALE TOP FITTING		Q = #16 AN MALE UPPER and LOWER OUTLETS	



Page Notes:

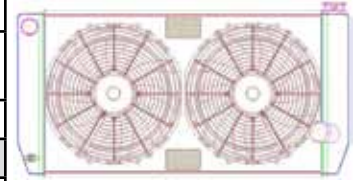
ComboUnit total thickness is: 5.70"
 ComboUnit uses twin PF-09c Fans (Twin 10" / 1498 CFM)

UniversalFit Radiators

31.00 Wide x 15.50 Tall x 3.00 Thick

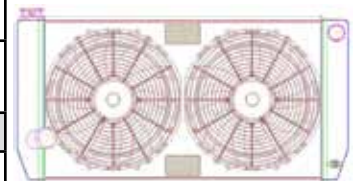
Single Pass (Outlets Top Driver Bottom Passenger)

ClassicCool 1.00" (Radiator Only)	ComboUnit (ClassicCool 1.00")	MaxCool 1.25" (Radiator Only)	ComboUnit (MaxCool 1.25")
Part # 1-25271-	Part # CU-25271-	Part # 1-55271-	Part # CU-55271-
Available options:		(Example: 1-55271-XS)	
X = No Options		Q = #16 AN MALE UPPER and LOWER OUTLETS	
T = Transmission Cooler 8.00"-1/4"NPT		TLS3 = LS3 & UP TL 1.25" / BR 1.50", w/TOC 8.00"-1/4"NPT, Steam Fitting	
F = #16 AN MALE TOP FITTING		XLS3 = LS3 & UP, TL 1.25" / BR 1.50" Steam Fitting	
XS = Straight Lower Outlet		THMR = HEMI TRUCK, TL 1.75" / BR 1.75", TOC 8.00" 1/4"NPT Steam Fitting	
TS = Transmission Cooler & Straight Outlet		XHMR = HEMI TRUCK, TL 1.75" / BR 1.75", Steam Fitting	



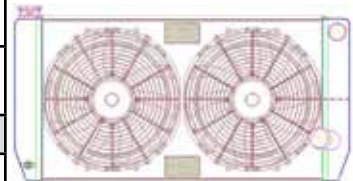
Single Pass (Outlets Top Passenger Bottom Driver)

ClassicCool 1.00" (Radiator Only)	ComboUnit (ClassicCool 1.00")	MaxCool 1.25" (Radiator Only)	ComboUnit (MaxCool 1.25")
Part # 1-26271-	Part # CU-26271-	Part # 1-56271-	Part # CU-56271-
Available options:		(Example: 1-56271-XS)	
X = No Options		TS = Transmission Cooler & Straight Outlet	
T = Transmission Cooler 8.00"-1/4"NPT		Q = #16 AN MALE UPPER and LOWER OUTLETS	
F = #16 AN MALE TOP FITTING		TCYT = TR 1.50" / BL 1.50", TOC 8.00"-1/4"NPT, Steam Fitting	
XS = Straight Lower Outlet		XCYT = TR 1.50" / BL 1.50" W/ Steam Fitting	



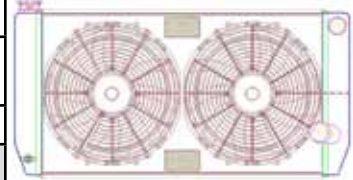
Double Pass Right (Outlets Top Passenger Bottom Passenger)

ClassicCool 1.00" (Radiator Only)	ComboUnit (ClassicCool 1.00")	MaxCool 1.25" (Radiator Only)	ComboUnit (MaxCool 1.25")
Part # 1-28271-	Part # CU-28271-	Part # 1-58271-	Part # CU-58271-
Available options:		(Example: 1-58271-XS)	
X = No Options		Q = #16 AN MALE UPPER and LOWER OUTLETS	
T = Transmission Cooler 8.00"-1/4"NPT		TLS = LS1, LS2 and Early LS3, TR 1.25" / BR 1.50", w/TOC 8.00"-1/4"NPT Steam Fitting	
F = #16 AN MALE TOP FITTING		XLS = LS1, LS2 & Early LS3, TR 1.25" / BR 1.50" Steam Fitting	
XS = Straight Lower Outlet		THMI = HEMI CAR, TR 1.75" / BR 1.75", TOC 8.00"-1/4"NPT, Steam Fitting	
TS = Transmission Cooler & Straight Outlet		XHMI = HEMI CAR, TR 1.75" / BR 1.75", Steam Fitting	



Double Pass (Outlets Top Driver Bottom Driver)

ClassicCool 1.00" (Radiator Only)	ComboUnit (ClassicCool 1.00")	MaxCool 1.25" (Radiator Only)	ComboUnit (MaxCool 1.25")
Part # 1-29271-	Part # CU-29271-	Part # 1-59271-	Part # CU-59271-
Available options:		(Example: 1-58271-XS)	
X = No Options		XS = Straight Lower Outlet	
T = Transmission Cooler 8.00"-1/4"NPT		TS = Transmission Cooler & Straight Outlet	
F = #16 AN MALE TOP FITTING		Q = #16 AN MALE UPPER and LOWER OUTLETS	



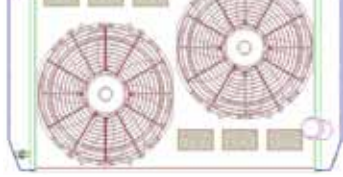
Page Notes:

ComboUnit total thickness is: 5.70"
 ComboUnit uses twin PF-24 Fans (Twin 12" / 1722 CFM)

31.00 Wide x 19.00 Tall x 3.00 Thick

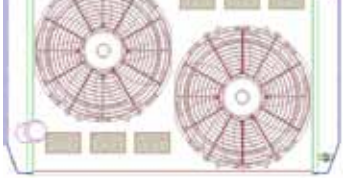
Single Pass (Outlets Top Driver Bottom Passenger)

ClassicCool 1.00" (Radiator Only)	ComboUnit (ClassicCool 1.00")	MaxCool 1.25" (Radiator Only)	ComboUnit (MaxCool 1.25")
Part # 1-25272-	Part # CU-25272-	Part # 1-55272-	Part # CU-55272-
Available options:		(Example: 1-55272-XS)	
X = No Options		Q = #16 AN MALE UPPER and LOWER OUTLETS	
T = Transmission Cooler 8.00"-1/4"NPT		TLS3 = LS3 & UP TL 1.25" / BR 1.50", w/TOC 8.00"-1/4"NPT, Steam Fitting	
F = #16 AN MALE TOP FITTING		XLS3 = LS3 & UP, TL 1.25" / BR 1.50" Steam Fitting	
XS = Straight Lower Outlet		THMR = HEMI TRUCK, TL 1.75" / BR 1.75", TOC 8.00" 1/4"NPT Steam Fitting	
TS = Transmission Cooler & Straight Outlet		XHMR = HEMI TRUCK, TL 1.75" / BR 1.75", Steam Fitting	




Single Pass (Outlets Top Passenger Bottom Driver)

ClassicCool 1.00" (Radiator Only)	ComboUnit (ClassicCool 1.00")	MaxCool 1.25" (Radiator Only)	ComboUnit (MaxCool 1.25")
Part # 1-26272-	Part # CU-26272-	Part # 1-56272-	Part # CU-56272-
Available options:		(Example: 1-56272-XS)	
X = No Options		TS = Transmission Cooler & Straight Outlet	
T = Transmission Cooler 8.00"-1/4"NPT		Q = #16 AN MALE UPPER and LOWER OUTLETS	
F = #16 AN MALE TOP FITTING		TCYT = TR 1.50" / BL 1.50", TOC 8.00"-1/4"NPT, Steam Fitting	
XS = Straight Lower Outlet		XCYT = TR 1.50" / BL 1.50" W/ Steam Fitting	



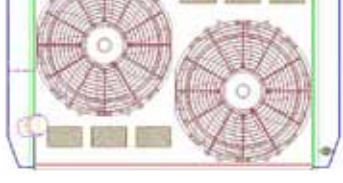
Double Pass Right (Outlets Top Passenger Bottom Passenger)

ClassicCool 1.00" (Radiator Only)	ComboUnit (ClassicCool 1.00")	MaxCool 1.25" (Radiator Only)	ComboUnit (MaxCool 1.25")
Part # 1-28272-	Part # CU-28272-	Part # 1-58272-	Part # CU-58272-
Available options:		(Example: 1-58272-XS)	
X = No Options		Q = #16 AN MALE UPPER and LOWER OUTLETS	
T = Transmission Cooler 8.00"-1/4"NPT		TLS = LS1, LS2 and Early LS3, TR 1.25" / BR 1.50", w/TOC 8.00"-1/4"NPT Steam Fitting	
F = #16 AN MALE TOP FITTING		XLS = LS1, LS2 & Early LS3, TR 1.25" / BR 1.50" Steam Fitting	
XS = Straight Lower Outlet		THMI = HEMI CAR, TR 1.75" / BR 1.75", TOC 8.00"-1/4"NPT, Steam Fitting	
TS = Transmission Cooler & Straight Outlet		XHMI = HEMI CAR, TR 1.75" / BR 1.75", Steam Fitting	



Double Pass (Outlets Top Driver Bottom Driver)

ClassicCool 1.00" (Radiator Only)	ComboUnit (ClassicCool 1.00")	MaxCool 1.25" (Radiator Only)	ComboUnit (MaxCool 1.25")
Part # 1-29272-	Part # CU-29272-	Part # 1-59272-	Part # CU-59272-
Available options:		(Example: 1-58272-XS)	
X = No Options		XS = Straight Lower Outlet	
T = Transmission Cooler 8.00"-1/4"NPT		TS = Transmission Cooler & Straight Outlet	
F = #16 AN MALE TOP FITTING		Q = #16 AN MALE UPPER and LOWER OUTLETS	

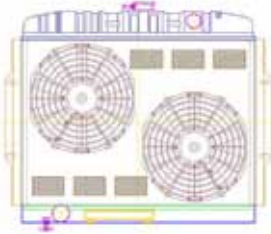


Page Notes:

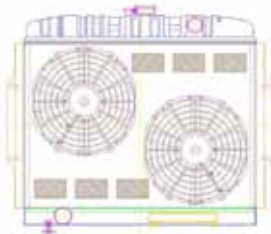
ComboUnit total thickness is: 5.70"
 ComboUnit uses twin PF-24 Fans (Twin 12" / 1722 CFM)

AMC

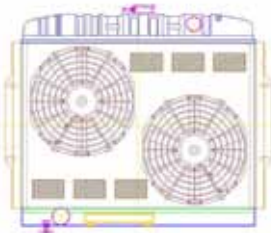
70-74 Ambassador

	Core Size	Outlets	Rows	Tube
	17.00 X 24.00 X 2.68	TR / BL	2	MaxCool 1.25"
	Notes:		ComboUnit Notes:	
	AMX/AMC "ALL" Grille Side Brackets		Twin 10" Fans Total Thickness: 5.7"	
	Part Number: (CU includes radiator, shroud, fan(s), wiring, and rad cap)			
	ComboUnit Auto	ComboUnit Manual	Rad. Auto	Rad. Manual
	CU-70073	CU-00073	5-70073	5-00073

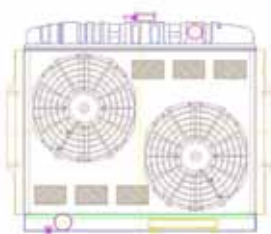
70-74 Ambassador

	Core Size	Outlets	Rows	Tube
	17.00 X 24.00 X 2.68	TR / BL	2	MaxCool 1.25"
	Notes:		ComboUnit Notes:	
	AMX/AMC "ALL" Engine Side Brackets		Twin 10" Fans Total Thickness: 5.7"	
	Part Number: (CU includes radiator, shroud, fan(s), wiring, and rad cap)			
	ComboUnit Auto	ComboUnit Manual	Rad. Auto	Rad. Manual
	CU-70074	CU-00074	5-70074	5-00074

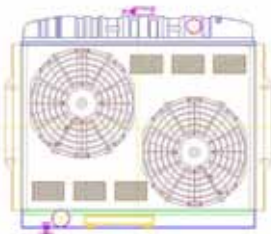
70-74 Gremlin

	Core Size	Outlets	Rows	Tube
	17.00 X 24.00 X 2.68	TR / BL	2	MaxCool 1.25"
	Notes:		ComboUnit Notes:	
	AMX/AMC "ALL" Grille Side Brackets		Twin 10" Fans Total Thickness: 5.7"	
	Part Number: (CU includes radiator, shroud, fan(s), wiring, and rad cap)			
	ComboUnit Auto	ComboUnit Manual	Rad. Auto	Rad. Manual
	CU-70073	CU-00073	5-70073	5-00073

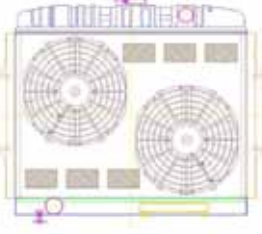
70-74 Gremlin

	Core Size	Outlets	Rows	Tube
	17.00 X 24.00 X 2.68	TR / BL	2	MaxCool 1.25"
	Notes:		ComboUnit Notes:	
	AMX/AMC "ALL" Engine Side Brackets		Twin 10" Fans Total Thickness: 5.7"	
	Part Number: (CU includes radiator, shroud, fan(s), wiring, and rad cap)			
	ComboUnit Auto	ComboUnit Manual	Rad. Auto	Rad. Manual
	CU-70074	CU-00074	5-70074	5-00074

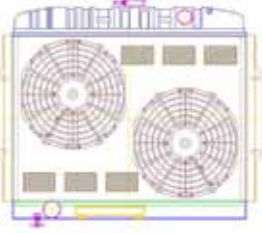
69-77 Hornet

	Core Size	Outlets	Rows	Tube
	17.00 X 24.00 X 2.68	TR / BL	2	MaxCool 1.25"
	Notes:		ComboUnit Notes:	
	AMX/AMC "ALL" Grille Side Brackets		Twin 10" Fans Total Thickness: 5.7"	
	Part Number: (CU includes radiator, shroud, fan(s), wiring, and rad cap)			
	ComboUnit Auto	ComboUnit Manual	Rad. Auto	Rad. Manual
	CU-70073	CU-00073	5-70073	5-00073

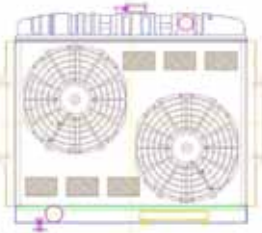
69-77 Hornet

	Core Size	Outlets	Rows	Tube
	17.00 X 24.00 X 2.68	TR / BL	2	MaxCool 1.25"
	Notes:		ComboUnit Notes:	
	AMX/AMC "ALL" Engine Side Brackets		Twin 10" Fans Total Thickness: 5.7"	
	Part Number: (CU includes radiator, shroud, fan(s), wiring, and rad cap)			
	ComboUnit Auto	ComboUnit Manual	Rad. Auto	Rad. Manual
	CU-70074	CU-00074	5-70074	5-00074

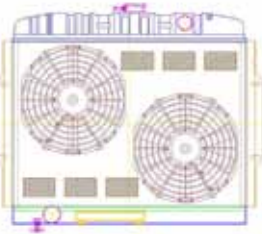
67-74 Javelin

	Core Size	Outlets	Rows	Tube
	17.00 X 24.00 X 2.68	TR / BL	2	MaxCool 1.25"
	Notes:		ComboUnit Notes:	
	AMX/AMC "ALL" Grille Side Brackets		Twin 10" Fans Total Thickness: 5.7"	
	Part Number: (CU includes radiator, shroud, fan(s), wiring, and rad cap)			
	ComboUnit Auto	ComboUnit Manual	Rad. Auto	Rad. Manual
	CU-70073	CU-00073	5-70073	5-00073

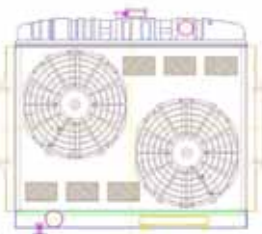
67-74 Javelin

	Core Size	Outlets	Rows	Tube
	17.00 X 24.00 X 2.68	TR / BL	2	MaxCool 1.25"
	Notes:		ComboUnit Notes:	
	AMX/AMC "ALL" Engine Side Brackets		Twin 10" Fans Total Thickness: 5.7"	
	Part Number: (CU includes radiator, shroud, fan(s), wiring, and rad cap)			
	ComboUnit Auto	ComboUnit Manual	Rad. Auto	Rad. Manual
	CU-70074	CU-00074	5-70074	5-00074

71-78 Matador

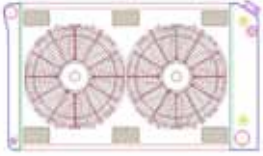
	Core Size	Outlets	Rows	Tube
	17.00 X 24.00 X 2.68	TR / BL	2	MaxCool 1.25"
	Notes:		ComboUnit Notes:	
	AMX/AMC "ALL" Grille Side Brackets		Twin 10" Fans Total Thickness: 5.7"	
	Part Number: (CU includes radiator, shroud, fan(s), wiring, and rad cap)			
	ComboUnit Auto	ComboUnit Manual	Rad. Auto	Rad. Manual
	CU-70073	CU-00073	5-70073	5-00073

71-78 Matador

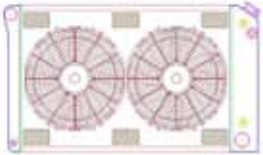
	Core Size	Outlets	Rows	Tube
	17.00 X 24.00 X 2.68	TR / BL	2	MaxCool 1.25"
	Notes:		ComboUnit Notes:	
	AMX/AMC "ALL" Engine Side Brackets		Twin 10" Fans Total Thickness: 5.7"	
	Part Number: (CU includes radiator, shroud, fan(s), wiring, and rad cap)			
	ComboUnit Auto	ComboUnit Manual	Rad. Auto	Rad. Manual
	CU-70074	CU-00074	5-70074	5-00074

BUICK

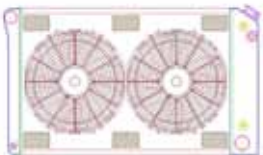
73-75 Apollo

	Core Size	Outlets	Rows	Tube
	26.38 X 18.53 X 2.68	TL / BR	2	MaxCool 1.25"
	Notes:		ComboUnit Notes:	
	GM "A" & "G" Body + Some Models May Require 1.75" Lower Hose		Twin 12" Fans Total Thickness: 5.58"	
	Part Number: (CU includes radiator, shroud, fan(s), wiring, and rad cap)			
	ComboUnit Auto	ComboUnit Manual	Rad. Auto	Rad. Manual
	CU-70007	CU-00007	6-70007	6-00007

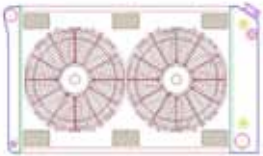
73-89 Century

	Core Size	Outlets	Rows	Tube
	26.38 X 18.53 X 2.68	TL / BR	2	MaxCool 1.25"
	Notes:		ComboUnit Notes:	
	GM "A" & "G" Body + Some Models May Require 1.75" Lower Hose		Twin 12" Fans Total Thickness: 5.58"	
	Part Number: (CU includes radiator, shroud, fan(s), wiring, and rad cap)			
	ComboUnit Auto	ComboUnit Manual	Rad. Auto	Rad. Manual
	CU-70007	CU-00007	6-70007	6-00007

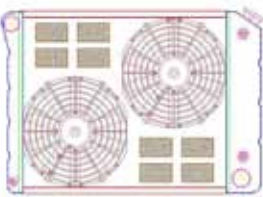
70-90 Estate Wagon

	Core Size	Outlets	Rows	Tube
	26.38 X 18.53 X 2.68	TL / BR	2	MaxCool 1.25"
	Notes:		ComboUnit Notes:	
	GM "A" & "G" Body + Some Models May Require 1.75" Lower Hose		Twin 12" Fans Total Thickness: 5.58"	
	Part Number: (CU includes radiator, shroud, fan(s), wiring, and rad cap)			
	ComboUnit Auto	ComboUnit Manual	Rad. Auto	Rad. Manual
	CU-70007	CU-00007	6-70007	6-00007

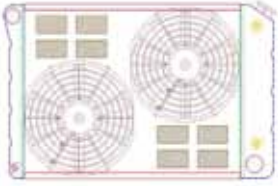
65-85 LeSabre

	Core Size	Outlets	Rows	Tube
	26.38 X 18.53 X 2.68	TL / BR	2	MaxCool 1.25"
	Notes:		ComboUnit Notes:	
	GM "A" & "G" Body + Some Models May Require 1.75" Lower Hose		Twin 12" Fans Total Thickness: 5.58"	
	Part Number: (CU includes radiator, shroud, fan(s), wiring, and rad cap)			
	ComboUnit Auto	ComboUnit Manual	Rad. Auto	Rad. Manual
	CU-70007	CU-00007	6-70007	6-00007

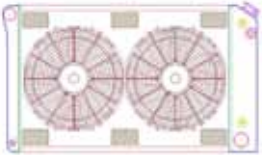
64-71 LeSabre

	Core Size	Outlets	Rows	Tube
	20.75 X 18.63 X 2.68	TL / BR	2	MaxCool 1.25"
	Notes:		ComboUnit Notes:	
	GM OUTLETS Small GM V8 and 6 cylinder		Twin 10" Fans Total Thickness: 5.52"	
	Part Number: (CU includes radiator, shroud, fan(s), wiring, and rad cap)			
	ComboUnit Auto	ComboUnit Manual	Rad. Auto	Rad. Manual
	CU-70186	CU-00186	6-70186	6-00186

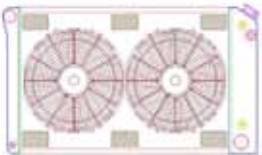
64-71 LaSabre

	Core Size	Outlets	Rows	Tube
	20.75 X 18.63 X 2.68	TL / BR	2	MaxCool 1.25"
	Notes:		ComboUnit Notes:	
	GM OUTLETS GM V8 RADIATOR		Twin 10" Fans Total Thickness: 5.52"	
	Part Number: (CU includes radiator, shroud, fan(s), wiring, and rad cap)			
	ComboUnit Auto	ComboUnit Manual	Rad. Auto	Rad. Manual
	CU-70187	CU-00187	6-70187	6-00187

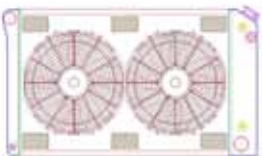
73-87 Regal

	Core Size	Outlets	Rows	Tube
	26.38 X 18.53 X 2.68	TL / BR	2	MaxCool 1.25"
	Notes:		ComboUnit Notes:	
	GM "A" & "G" Body + Some Models May Require 1.75" Lower Hose		Twin 12" Fans Total Thickness: 5.58"	
	Part Number: (CU includes radiator, shroud, fan(s), wiring, and rad cap)			
	ComboUnit Auto	ComboUnit Manual	Rad. Auto	Rad. Manual
	CU-70007	CU-00007	6-70007	6-00007

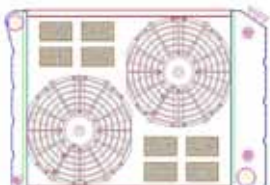
84-85 Regency 98

	Core Size	Outlets	Rows	Tube
	26.38 X 18.53 X 2.68	TL / BR	2	MaxCool 1.25"
	Notes:		ComboUnit Notes:	
	GM "A" & "G" Body + Some Models May Require 1.75" Lower Hose		Twin 12" Fans Total Thickness: 5.58"	
	Part Number: (CU includes radiator, shroud, fan(s), wiring, and rad cap)			
	ComboUnit Auto	ComboUnit Manual	Rad. Auto	Rad. Manual
	CU-70007	CU-00007	6-70007	6-00007

64-84 Rivera

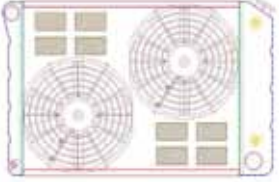
	Core Size	Outlets	Rows	Tube
	26.38 X 18.53 X 2.68	TL / BR	2	MaxCool 1.25"
	Notes:		ComboUnit Notes:	
	GM "A" & "G" Body + Some Models May Require 1.75" Lower Hose		Twin 12" Fans Total Thickness: 5.58"	
	Part Number: (CU includes radiator, shroud, fan(s), wiring, and rad cap)			
	ComboUnit Auto	ComboUnit Manual	Rad. Auto	Rad. Manual
	CU-70007	CU-00007	6-70007	6-00007

64-72 Skylark

	Core Size	Outlets	Rows	Tube
	20.75 X 18.63 X 2.68	TL / BR	2	MaxCool 1.25"
	Notes:		ComboUnit Notes:	
	GM OUTLETS Small GM V8 and 6 cylinder		Twin 10" Fans Total Thickness: 5.52"	
	Part Number: (CU includes radiator, shroud, fan(s), wiring, and rad cap)			
	ComboUnit Auto	ComboUnit Manual	Rad. Auto	Rad. Manual
	CU-70186	CU-00186	6-70186	6-00186

BUICK

64-72 Skylark

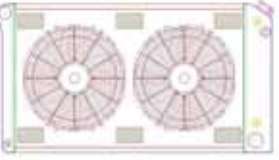
	Core Size	Outlets	Rows	Tube
	20.75 X 18.63 X 2.68	TL / BR	2	MaxCool 1.25"
	Notes:		ComboUnit Notes:	
	GM OUTLETS GM V8 RADIATOR		Twin 10" Fans Total Thickness: 5.52"	
	Part Number: (CU includes radiator, shroud, fan(s), wiring, and rad cap)			
	ComboUnit Auto	ComboUnit Manual	Rad. Auto	Rad. Manual
	CU-70187	CU-00187	6-70187	6-00187

What size is the inlet and outlet?

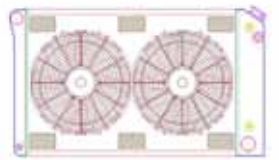
Standard inlet and outlet sizes vary depending on the model.

CADILLAC

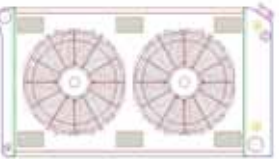
66 Calais

	Core Size	Outlets	Rows	Tube
	28.38 X 18.53 X 2.68	TL / BR	2	MaxCool 1.25"
	Notes:		ComboUnit Notes:	
	GM "A" & "G" Body + Some Models May Require 1.75" Lower Hose		Twin 12" Fans Total Thickness: 5.52"	
	Part Number: (CU includes radiator, shroud, fan(s), wiring, and rad cap)			
	ComboUnit Auto	ComboUnit Manual	Rad. Auto	Rad. Manual
	CU-70006	CU-00006	6-70006	6-00006

66 Calais

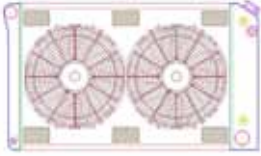
	Core Size	Outlets	Rows	Tube
	26.38 X 18.53 X 2.68	TL / BR	2	MaxCool 1.25"
	Notes:		ComboUnit Notes:	
	GM "A" & "G" Body + Some Models May Require 1.75" Lower Hose		Twin 12" Fans Total Thickness: 5.52"	
	Part Number: (CU includes radiator, shroud, fan(s), wiring, and rad cap)			
	ComboUnit Auto	ComboUnit Manual	Rad. Auto	Rad. Manual
	CU-70007	CU-00007	6-70007	6-00007

65-74 Deville

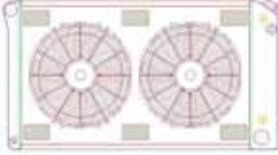
	Core Size	Outlets	Rows	Tube
	28.38 X 18.53 X 2.68	TL / BR	2	MaxCool 1.25"
	Notes:		ComboUnit Notes:	
	GM "A" & "G" Body + Some Models May Require 1.75" Lower Hose		Twin 12" Fans Total Thickness: 5.52"	
	Part Number: (CU includes radiator, shroud, fan(s), wiring, and rad cap)			
	ComboUnit Auto	ComboUnit Manual	Rad. Auto	Rad. Manual
	CU-70006	CU-00006	6-70006	6-00006

CADILLAC

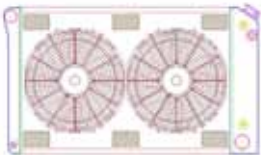
65-74 Deville

	Core Size	Outlets	Rows	Tube
	26.38 X 18.53 X 2.68	TL / BR	2	MaxCool 1.25"
	Notes:		ComboUnit Notes:	
	GM "A" & "G" Body + Some Models May Require 1.75" Lower Hose		Twin 12" Fans Total Thickness: 5.52"	
	Part Number: (CU includes radiator, shroud, fan(s), wiring, and rad cap)			
	ComboUnit Auto	ComboUnit Manual	Rad. Auto	Rad. Manual
	CU-70007	CU-00007	6-70007	6-00007

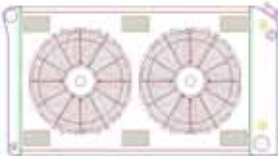
65-74 Eldorado

	Core Size	Outlets	Rows	Tube
	28.38 X 18.53 X 2.68	TL / BR	2	MaxCool 1.25"
	Notes:		ComboUnit Notes:	
	GM "A" & "G" Body + Some Models May Require 1.75" Lower Hose		Twin 12" Fans Total Thickness: 5.52"	
	Part Number: (CU includes radiator, shroud, fan(s), wiring, and rad cap)			
	ComboUnit Auto	ComboUnit Manual	Rad. Auto	Rad. Manual
	CU-70006	CU-00006	6-70006	6-00006

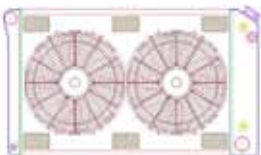
65-74 Eldorado

	Core Size	Outlets	Rows	Tube
	26.38 X 18.53 X 2.68	TL / BR	2	MaxCool 1.25"
	Notes:		ComboUnit Notes:	
	GM "A" & "G" Body + Some Models May Require 1.75" Lower Hose		Twin 12" Fans Total Thickness: 5.52"	
	Part Number: (CU includes radiator, shroud, fan(s), wiring, and rad cap)			
	ComboUnit Auto	ComboUnit Manual	Rad. Auto	Rad. Manual
	CU-70007	CU-00007	6-70007	6-00007

65-74 Fleetwood

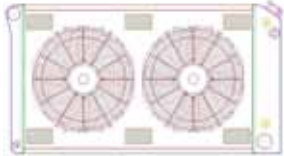
	Core Size	Outlets	Rows	Tube
	28.38 X 18.53 X 2.68	TL / BR	2	MaxCool 1.25"
	Notes:		ComboUnit Notes:	
	GM "A" & "G" Body + Some Models May Require 1.75" Lower Hose		Twin 12" Fans Total Thickness: 5.52"	
	Part Number: (CU includes radiator, shroud, fan(s), wiring, and rad cap)			
	ComboUnit Auto	ComboUnit Manual	Rad. Auto	Rad. Manual
	CU-70006	CU-00006	6-70006	6-00006

65-74 Fleetwood

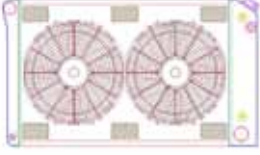
	Core Size	Outlets	Rows	Tube
	26.38 X 18.53 X 2.68	TL / BR	2	MaxCool 1.25"
	Notes:		ComboUnit Notes:	
	GM "A" & "G" Body + Some Models May Require 1.75" Lower Hose		Twin 12" Fans Total Thickness: 5.52"	
	Part Number: (CU includes radiator, shroud, fan(s), wiring, and rad cap)			
	ComboUnit Auto	ComboUnit Manual	Rad. Auto	Rad. Manual
	CU-70007	CU-00007	6-70007	6-00007

CADILLAC

76-85 Seville

	Core Size	Outlets	Rows	Tube
	28.38 X 18.53 X 2.68	TL / BR	2	MaxCool 1.25"
	Notes:		ComboUnit Notes:	
	GM "A" & "G" Body + Some Models May Require 1.75" Lower Hose		Twin 12" Fans Total Thickness: 5.52"	
	Part Number: (CU includes radiator, shroud, fan(s), wiring, and rad cap)			
	ComboUnit Auto	ComboUnit Manual	Rad. Auto	Rad. Manual
CU-70006	CU-00006	6-70006	6-00006	

76-85 Seville

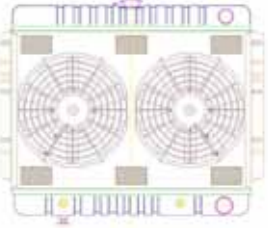
	Core Size	Outlets	Rows	Tube
	26.38 X 18.53 X 2.68	TL / BR	2	MaxCool 1.25"
	Notes:		ComboUnit Notes:	
	GM "A" & "G" Body + Some Models May Require 1.75" Lower Hose		Twin 12" Fans Total Thickness: 5.52"	
	Part Number: (CU includes radiator, shroud, fan(s), wiring, and rad cap)			
	ComboUnit Auto	ComboUnit Manual	Rad. Auto	Rad. Manual
CU-70007	CU-00007	6-70007	6-00007	

What is the alloy that Griffin uses?

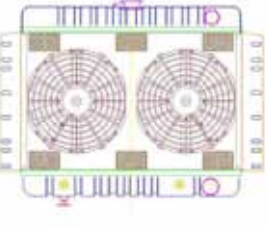
Griffin uses 3003 as a base alloy. Our braze alloy is either 4004 or 4104. These alloys contain a significant amount of magnesium making them stronger than any alloy that can be used in a CAB or COB (also known as NOCOLOC) process.

CHEVROLET

59-64 Bel Air

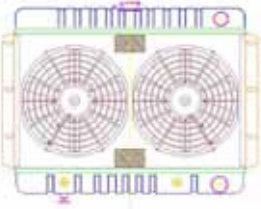
	Core Size	Outlets	Rows	Tube
	17.00 X 25.50 X 2.68	TR / BR	2	MaxCool 1.25"
	Notes:		ComboUnit Notes:	
	GM Early Outlets		Twin 11" Fans Total Thickness: 5.87	
	Part Number: (CU includes radiator, shroud, fan(s), wiring, and rad cap)			
	ComboUnit Auto	ComboUnit Manual	Rad. Auto	Rad. Manual
CU-70109	CU-000109	6-70109	6-00109	

59-64 Bel Air

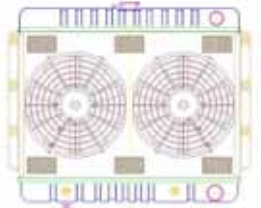
	Core Size	Outlets	Rows	Tube
	15.00 X 23.75 X 2.68	TR / BR	2	MaxCool 1.25"
	Notes:		ComboUnit Notes:	
	GM Early Outlets		Twin 10" Fans Total Thickness: 5.87	
	Part Number: (CU includes radiator, shroud, fan(s), wiring, and rad cap)			
	ComboUnit Auto	ComboUnit Manual	Rad. Auto	Rad. Manual
CU-70110	CU-00110	6-70110	6-00110	

CHEVROLET


59-64 Bel Air

	Core Size	Outlets	Rows	Tube
	15.00 X 25.50 X 2.68	TR / BR	2	MaxCool 1.25"
	Notes:		ComboUnit Notes:	
	GM Early Outlets		Twin 11" Fans Total Thickness: 5.87	
	Part Number: (CU includes radiator, shroud, fan(s), wiring, and rad cap)			
	ComboUnit Auto	ComboUnit Manual	Rad. Auto	Rad. Manual
	CU-70111	CU-00111	6-70111	6-00111

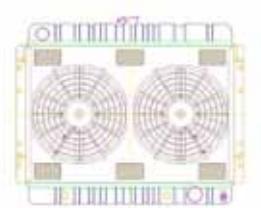
61-64 Bel Air

	Core Size	Outlets	Rows	Tube
	17.00 X 25.00 x 2.68	TR / BR	2	MaxCool 1.25"
	Notes:		ComboUnit Notes:	
	GM Early Outlets Special (409)		Twin 11" Fans Total Thickness: 5.87	
	Part Number: (CU includes radiator, shroud, fan(s), wiring, and rad cap)			
	ComboUnit Auto	ComboUnit Manual	Rad. Auto	Rad. Manual
	CU-70108	CU-00108	6-70108	6-00108

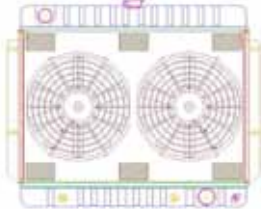
65 Bel Air

	Core Size	Outlets	Rows	Tube
	17.00 X 25.00 x 2.68	TR / BR	2	MaxCool 1.25"
	Notes:		ComboUnit Notes:	
	GM Early Outlets		Twin 11" Fans Total Thickness: 5.87	
	Part Number: (CU includes radiator, shroud, fan(s), wiring, and rad cap)			
	ComboUnit Auto	ComboUnit Manual	Rad. Auto	Rad. Manual
	CU-70107	CU-00107	6-70107	6-00107

66-68 Bel Air

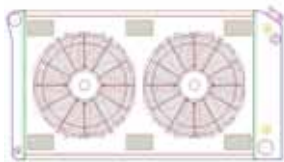
	Core Size	Outlets	Rows	Tube
	17.00 X 25.50 X 2.68	TL / BR	2	MaxCool 1.25"
	Notes:		ComboUnit Notes:	
	GM ALL (EXC. Late Model LT & LS)		Twin 11" Fans Total Thickness: 6.18	
	Part Number: (CU includes radiator, shroud, fan(s), wiring, and rad cap)			
	ComboUnit Auto	ComboUnit Manual	Rad. Auto	Rad. Manual
	CU-70106	CU-00106	6-70106	6-00106

69-70 Bel Air

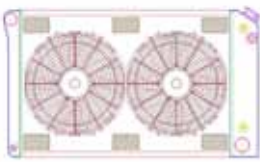
	Core Size	Outlets	Rows	Tube
	17.00 x 25.50 X 2.68	TL / BR	2	MaxCool 1.25"
	Notes:		ComboUnit Notes:	
	GM ALL (EXC. Late Model LT & LS)		Twin 11" Fans Total Thickness: 6.21	
	Part Number: (CU includes radiator, shroud, fan(s), wiring, and rad cap)			
	ComboUnit Auto	ComboUnit Manual	Rad. Auto	Rad. Manual
	CU-70112	CU-00112	6-70112	6-00112

CHEVROLET


71-74 Bel Air

	Core Size	Outlets	Rows	Tube
	28.38 x 18.53 X 2.68	TL / BR	2	MaxCool 1.25"
	Notes:		ComboUnit Notes:	
	GM "A" & "G" Body + Some Models May Require 1.75" Lower Hose		Twin 12" Fans Total Thickness: 5.52	
	Part Number: (CU includes radiator, shroud, fan(s), wiring, and rad cap)			
	ComboUnit Auto	ComboUnit Manual	Rad. Auto	Rad. Manual
	CU-70006	CU-00006	6-70006	6-00006

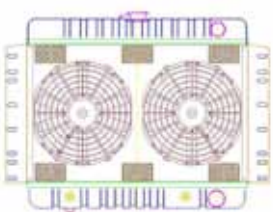
71-74 Bel Air

	Core Size	Outlets	Rows	Tube
	26.38 x 18.53 X 2.68	TL / BR	2	MaxCool 1.25"
	Notes:		ComboUnit Notes:	
	GM "A" & "G" Body + Some Models May Require 1.75" Lower Hose		Twin 12" Fans Total Thickness: 5.58	
	Part Number: (CU includes radiator, shroud, fan(s), wiring, and rad cap)			
	ComboUnit Auto	ComboUnit Manual	Rad. Auto	Rad. Manual
	CU-70007	CU-00007	6-70007	6-00007

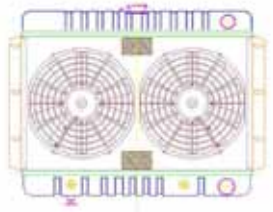
59-64 Biscayne

	Core Size	Outlets	Rows	Tube
	17.00 X 25.50 X 2.68	TR / BR	2	MaxCool 1.25"
	Notes:		ComboUnit Notes:	
	GM Early Outlets		Twin 11" Fans Total Thickness: 5.87	
	Part Number: (CU includes radiator, shroud, fan(s), wiring, and rad cap)			
	ComboUnit Auto	ComboUnit Manual	Rad. Auto	Rad. Manual
	CU-70109	CU-000109	6-70109	6-00109

59-64 Biscayne

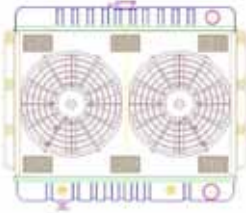
	Core Size	Outlets	Rows	Tube
	15.00 X 23.75 X 2.68	TR / BR	2	MaxCool 1.25"
	Notes:		ComboUnit Notes:	
	GM Early Outlets		Twin 10" Fans Total Thickness: 5.87	
	Part Number: (CU includes radiator, shroud, fan(s), wiring, and rad cap)			
	ComboUnit Auto	ComboUnit Manual	Rad. Auto	Rad. Manual
	CU-70110	CU-00110	6-70110	6-00110

59-64 Biscayne

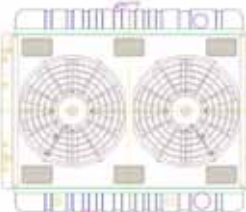
	Core Size	Outlets	Rows	Tube
	15.00 X 25.50 X 2.68	TR / BR	2	MaxCool 1.25"
	Notes:		ComboUnit Notes:	
	GM Early Outlets		Twin 11" Fans Total Thickness: 5.87	
	Part Number: (CU includes radiator, shroud, fan(s), wiring, and rad cap)			
	ComboUnit Auto	ComboUnit Manual	Rad. Auto	Rad. Manual
	CU-70111	CU-00111	6-70111	6-00111

CHEVROLET


61-64 Biscayne

	Core Size	Outlets	Rows	Tube
	17.00 X 25.00 x 2.68	TR / BR	2	MaxCool 1.25"
	Notes:		ComboUnit Notes:	
	GM Early Outlets Special (409)		Twin 11" Fans Total Thickness: 5.87	
	Part Number: (CU includes radiator, shroud, fan(s), wiring, and rad cap)			
	ComboUnit Auto	ComboUnit Manual	Rad. Auto	Rad. Manual
	CU-70108	CU-00108	6-70108	6-00108

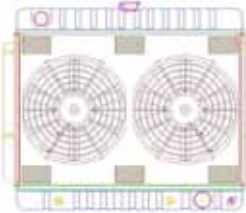
65 Biscayne

	Core Size	Outlets	Rows	Tube
	17.00 X 25.00 x 2.68	TR / BR	2	MaxCool 1.25"
	Notes:		ComboUnit Notes:	
	GM Early Outlets		Twin 11" Fans Total Thickness: 5.87	
	Part Number: (CU includes radiator, shroud, fan(s), wiring, and rad cap)			
	ComboUnit Auto	ComboUnit Manual	Rad. Auto	Rad. Manual
	CU-70107	CU-00107	6-70107	6-00107


66-68 Biscayne

	Core Size	Outlets	Rows	Tube
	17.00 X 25.50 X 2.68	TL / BR	2	MaxCool 1.25"
	Notes:		ComboUnit Notes:	
	GM ALL (EXC. Late Model LT & LS)		Twin 11" Fans Total Thickness: 6.18	
	Part Number: (CU includes radiator, shroud, fan(s), wiring, and rad cap)			
	ComboUnit Auto	ComboUnit Manual	Rad. Auto	Rad. Manual
	CU-70106	CU-00106	6-70106	6-00106

69-70 Biscayne


	Core Size	Outlets	Rows	Tube
	17.00 x 25.50 X 2.68	TL / BR	2	MaxCool 1.25"
	Notes:		ComboUnit Notes:	
	GM ALL (EXC. Late Model LT & LS)		Twin 11" Fans Total Thickness: 6.21	
	Part Number: (CU includes radiator, shroud, fan(s), wiring, and rad cap)			
	ComboUnit Auto	ComboUnit Manual	Rad. Auto	Rad. Manual
	CU-70112	CU-00112	6-70112	6-00112

59-61 Brookwood

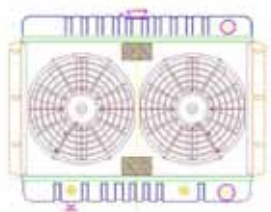
	Core Size	Outlets	Rows	Tube
	17.00 X 25.50 X 2.68	TR / BR	2	MaxCool 1.25"
	Notes:		ComboUnit Notes:	
	GM Early Outlets		Twin 11" Fans Total Thickness: 5.87	
	Part Number: (CU includes radiator, shroud, fan(s), wiring, and rad cap)			
	ComboUnit Auto	ComboUnit Manual	Rad. Auto	Rad. Manual
	CU-70109	CU-000109	6-70109	6-00109

CHEVROLET

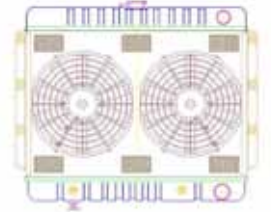
59-61 Brookwood

	Core Size	Outlets	Rows	Tube
	15.00 X 23.75 X 2.68	TR / BR	2	MaxCool 1.25"
	Notes:		ComboUnit Notes:	
	GM Early Outlets		Twin 10" Fans Total Thickness: 5.87	
	Part Number: (CU includes radiator, shroud, fan(s), wiring, and rad cap)			
	ComboUnit Auto	ComboUnit Manual	Rad. Auto	Rad. Manual
	CU-70110	CU-00110	6-70110	6-00110

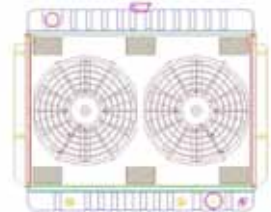
59-61 Brookwood

	Core Size	Outlets	Rows	Tube
	15.00 X 25.50 X 2.68	TR / BR	2	MaxCool 1.25"
	Notes:		ComboUnit Notes:	
	GM Early Outlets		Twin 11" Fans Total Thickness: 5.87	
	Part Number: (CU includes radiator, shroud, fan(s), wiring, and rad cap)			
	ComboUnit Auto	ComboUnit Manual	Rad. Auto	Rad. Manual
	CU-70111	CU-00111	6-70111	6-00111


61 Brookwood

	Core Size	Outlets	Rows	Tube
	17.00 X 25.00 x 2.68	TR / BR	2	MaxCool 1.25"
	Notes:		ComboUnit Notes:	
	GM Early Outlets Special (409)		Twin 11" Fans Total Thickness: 5.87	
	Part Number: (CU includes radiator, shroud, fan(s), wiring, and rad cap)			
	ComboUnit Auto	ComboUnit Manual	Rad. Auto	Rad. Manual
	CU-70108	CU-00108	6-70108	6-00108

69-70 Brookwood


	Core Size	Outlets	Rows	Tube
	17.00 x 25.50 X 2.68	TL / BR	2	MaxCool 1.25"
	Notes:		ComboUnit Notes:	
	GM ALL (EXC. Late Model LT & LS)		Twin 11" Fans Total Thickness: 6.21	
	Part Number: (CU includes radiator, shroud, fan(s), wiring, and rad cap)			
	ComboUnit Auto	ComboUnit Manual	Rad. Auto	Rad. Manual
	CU-70112	CU-00112	6-70112	6-00112

67-69 Camaro

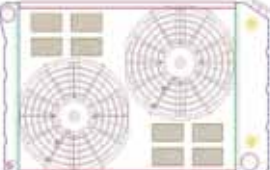
	Core Size	Outlets	Rows	Tube
	23.00 x 18.47 X 2.68	TL / BR	2	MaxCool 1.25"
	Notes:		ComboUnit Notes:	
	First Gen. F-Body Some X-Body Some Rare Big Block Novas Received this Rad		Twin 11" Fans Total Thickness: 5.52	
	Part Number: (CU includes radiator, shroud, fan(s), wiring, and rad cap)			
	ComboUnit Auto	ComboUnit Manual	Rad. Auto	Rad. Manual
	CU-70048	CU-00048	6-70048	6-00048

CHEVROLET

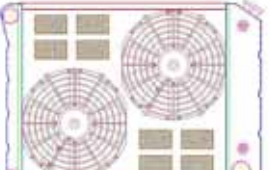
67-69 Camaro

	Core Size	Outlets	Rows	Tube
	20.75 X 18.47 x 2.68	TL / BR	2	MaxCool 1.25"
	Notes:		ComboUnit Notes:	
	First Gen. F-Body		Twin 10" Fans Total Thickness: 5.52	
	Part Number: (CU includes radiator, shroud, fan(s), wiring, and rad cap)			
	ComboUnit Auto	ComboUnit Manual	Rad. Auto	Rad. Manual
	CU-70049	CU-00049	6-70049	6-00049


70-73 Camaro

	Core Size	Outlets	Rows	Tube
	23.00 X 18.63 X 2.68	TL / BR	2	MaxCool 1.25"
	Notes:		ComboUnit Notes:	
	GM OUTLETS GM V8 RADIATOR		Twin 11" Fans Total Thickness: 5.52	
	Part Number: (CU includes radiator, shroud, fan(s), wiring, and rad cap)			
	ComboUnit Auto	ComboUnit Manual	Rad. Auto	Rad. Manual
	CU-70187	CU-00187	6-70187	6-00187


70-73 Camaro

	Core Size	Outlets	Rows	Tube
	20.75 X 18.63 X 2.68	TL / BR	2	MaxCool 1.25"
	Notes:		ComboUnit Notes:	
	GM OUTLETS Small GM V8 and 6 cylinder		Twin 10" Fans Total Thickness: 5.52	
	Part Number: (CU includes radiator, shroud, fan(s), wiring, and rad cap)			
	ComboUnit Auto	ComboUnit Manual	Rad. Auto	Rad. Manual
	CU-70186	CU-00186	6-70186	6-00186

65 Caprice

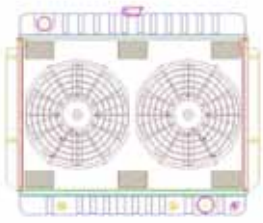
	Core Size	Outlets	Rows	Tube
	17.00 X 25.00 x 2.68	TR / BR	2	MaxCool 1.25"
	Notes:		ComboUnit Notes:	
	GM Early Outlets		Twin 11" Fans Total Thickness: 5.87	
	Part Number: (CU includes radiator, shroud, fan(s), wiring, and rad cap)			
	ComboUnit Auto	ComboUnit Manual	Rad. Auto	Rad. Manual
	CU-70107	CU-00107	6-70107	6-00107

66-68 Caprice

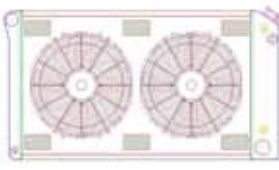
	Core Size	Outlets	Rows	Tube
	17.00 X 25.50 X 2.68	TL / BR	2	MaxCool 1.25"
	Notes:		ComboUnit Notes:	
	GM ALL (EXC. Late Model LT & LS)		Twin 11" Fans Total Thickness: 6.18	
	Part Number: (CU includes radiator, shroud, fan(s), wiring, and rad cap)			
	ComboUnit Auto	ComboUnit Manual	Rad. Auto	Rad. Manual
	CU-70106	CU-00106	6-70106	6-00106

CHEVROLET

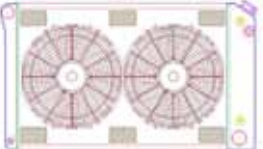
69-70 Caprice

	Core Size	Outlets	Rows	Tube
	17.00 x 25.50 X 2.68	TL / BR	2	MaxCool 1.25"
	Notes:		ComboUnit Notes:	
	GM ALL (EXC. Late Model LT & LS)		Twin 11" Fans Total Thickness: 6.21	
	Part Number: (CU includes radiator, shroud, fan(s), wiring, and rad cap)			
	ComboUnit Auto	ComboUnit Manual	Rad. Auto	Rad. Manual
	CU-70112	CU-00112	6-70112	6-00112

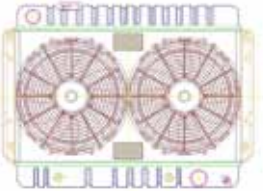
71-90 Caprice

	Core Size	Outlets	Rows	Tube
	28.38 x 18.53 X 2.68	TL / BR	2	MaxCool 1.25"
	Notes:		ComboUnit Notes:	
	GM "A" & "G" Body + Some Models May Require 1.75" Lower Hose		Twin 12" Fans Total Thickness: 5.52	
	Part Number: (CU includes radiator, shroud, fan(s), wiring, and rad cap)			
	ComboUnit Auto	ComboUnit Manual	Rad. Auto	Rad. Manual
	CU-70006	CU-00006	6-70006	6-00006

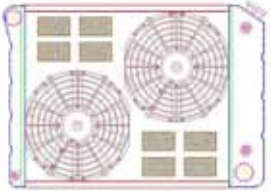
71-90 Caprice

	Core Size	Outlets	Rows	Tube
	26.38 x 18.53 X 2.68	TL / BR	2	MaxCool 1.25"
	Notes:		ComboUnit Notes:	
	GM "A" & "G" Body + Some Models May Require 1.75" Lower Hose		Twin 12" Fans Total Thickness: 5.58	
	Part Number: (CU includes radiator, shroud, fan(s), wiring, and rad cap)			
	ComboUnit Auto	ComboUnit Manual	Rad. Auto	Rad. Manual
	CU-70007	CU-00007	6-70007	6-00007

63-67 Chevelle

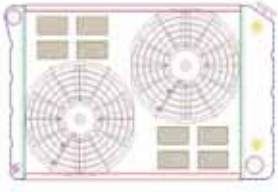
	Core Size	Outlets	Rows	Tube
	15.00 x 25.50 X 2.68	TL / BR	2	MaxCool 1.25"
	Notes:		ComboUnit Notes:	
	V8 GM (EXC. Late Model LT & LS Series EXC. Factory air		Twin 12" Fans Total Thickness: 6.12	
	Part Number: (CU includes radiator, shroud, fan(s), wiring, and rad cap)			
	ComboUnit Auto	ComboUnit Manual	Rad. Auto	Rad. Manual
	CU-70054	CU-00054	6-70054	6-00054

68-72 Chevelle

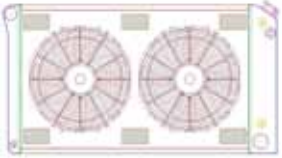
	Core Size	Outlets	Rows	Tube
	20.75 X 18.63 X 2.68	TL / BR	2	MaxCool 1.25"
	Notes:		ComboUnit Notes:	
	GM OUTLETS Small GM V8 and 6 Cylinder		Twin 10" Fans Total Thickness: 5.52	
	Part Number: (CU includes radiator, shroud, fan(s), wiring, and rad cap)			
	ComboUnit Auto	ComboUnit Manual	Rad. Auto	Rad. Manual
	CU-70186	CU-00186	6-70186	6-00186

CHEVROLET


68-72 Chevelle

	Core Size	Outlets	Rows	Tube
	23.00 X 18.63 X 2.68	TL / BR	2	MaxCool 1.25"
	Notes:		ComboUnit Notes:	
	GM OUTLETS GM V8 RADIATOR		Twin 11" Fans Total Thickness: 5.52	
	Part Number: (CU includes radiator, shroud, fan(s), wiring, and rad cap)			
	ComboUnit Auto	ComboUnit Manual	Rad. Auto	Rad. Manual
	CU-70187	CU-00187	6-70187	6-00187

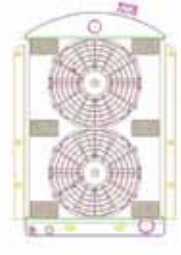
68-77 Chevelle

	Core Size	Outlets	Rows	Tube
	28.38 X 18.53 X 2.68	TL / BR	2	MaxCool 1.25"
	Notes:		ComboUnit Notes:	
	GM "A" & "G" Body + Some Models May Require 1.75" Lower Hose		Twin 12" Fans Total Thickness: 5.52"	
	Part Number: (CU includes radiator, shroud, fan(s), wiring, and rad cap)			
	ComboUnit Auto	ComboUnit Manual	Rad. Auto	Rad. Manual
	CU-70006	CU-00006	6-70006	6-00006


68-77 Chevelle

	Core Size	Outlets	Rows	Tube
	26.38 x 18.53 X 2.68	TL / BR	2	MaxCool 1.25"
	Notes:		ComboUnit Notes:	
	GM "A" & "G" Body + Some Models May Require 1.75" Lower Hose		Twin 12" Fans Total Thickness: 5.58	
	Part Number: (CU includes radiator, shroud, fan(s), wiring, and rad cap)			
	ComboUnit Auto	ComboUnit Manual	Rad. Auto	Rad. Manual
	CU-70007	CU-00007	6-70007	6-00007

37 Chevrolet Car

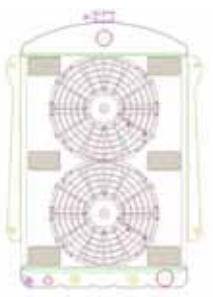
	Core Size	Outlets	Rows	Tube
	22.00 X 17.38 X 2.68	TC / BR	2	MaxCool 1.25"
	Notes:		ComboUnit Notes:	
	GM Early Outlets		Twin 10" Fans Total Thickness: 5.62	
	Part Number: (CU includes radiator, shroud, fan(s), wiring, and rad cap)			
	ComboUnit Auto	ComboUnit Manual	Rad. Auto	Rad. Manual
	CU-70089	CU-00089	6-70089	6-00089

39 Chevrolet Car

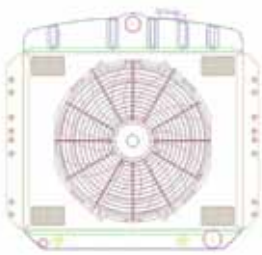
	Core Size	Outlets	Rows	Tube
	22.00 X 17.00 X 2.68	TC / BR	2	MaxCool 1.25"
	Notes:		ComboUnit Notes:	
	Early GM Outlets 39 Chevrolet Car		Twin 10" Fans Total Thickness: 5.62	
	Part Number: (CU includes radiator, shroud, fan(s), wiring, and rad cap)			
	ComboUnit Auto	ComboUnit Manual	Rad. Auto	Rad. Manual
	CU-70177	CU-00177	6-70177	6-00177

CHEVROLET


40-41 Chevrolet Car

	Core Size	Outlets	Rows	Tube
	22.00 X 17.00 X 2.68	TC / BR	2	MaxCool 1.25"
	Notes:		ComboUnit Notes:	
	Early Model First Generation GM V8		Twin 10" Fans Total Thickness: 5.68	
	Part Number: (CU includes radiator, shroud, fan(s), wiring, and rad cap)			
	ComboUnit Auto	ComboUnit Manual	Rad. Auto	Rad. Manual
	CU-70100	CU-00100	6-70100	6-00100

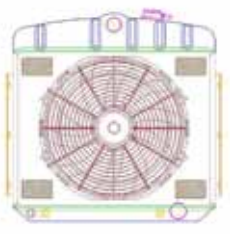
49-54 Chevrolet Car

	Core Size	Outlets	Rows	Tube
	18.00 X 22.00 X 2.68	TC / BR	2	MaxCool 1.25"
	Notes:		ComboUnit Notes:	
	GM ALL (EXC. Late Model LT & LS)		Single 16" Fan Total Thickness: 5.14	
	Part Number: (CU includes radiator, shroud, fan(s), wiring, and rad cap)			
	ComboUnit Auto	ComboUnit Manual	Rad. Auto	Rad. Manual
	CU-70076	CU-00076	6-70076	6-00076

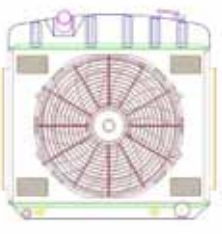
55-56 Chevrolet Car

	Core Size	Outlets	Rows	Tube
	17.00 X 22.00 X 2.68	TC / BR	2	MaxCool 1.25"
	Notes:		ComboUnit Notes:	
	55-56 Chevrolet V8 Mount		Single 16" Fan Total Thickness: 5.77	
	Part Number: (CU includes radiator, shroud, fan(s), wiring, and rad cap)			
	ComboUnit Auto	ComboUnit Manual	Rad. Auto	Rad. Manual
	CU-70046	CU-00046	6-70046	6-00046

55-56 Chevrolet Car

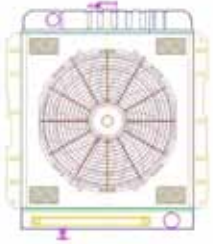
	Core Size	Outlets	Rows	Tube
	22.00 X 19.75 X 2.68	TC / BR	2	MaxCool 1.25"
	Notes:		ComboUnit Notes:	
	55-56 Chevrolet L6 Mount		Single 16" Fan Total Thickness: 5.77	
	Part Number: (CU includes radiator, shroud, fan(s), wiring, and rad cap)			
	ComboUnit Auto	ComboUnit Manual	Rad. Auto	Rad. Manual
	CU-70047	CU-00047	6-70047	6-00047

57 Chevrolet Car

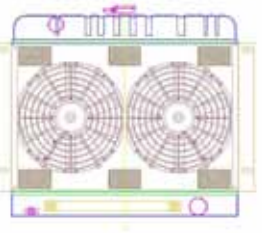
	Core Size	Outlets	Rows	Tube
	17.00 X 22.00 X 2.68	TL / BR	2	MaxCool 1.25"
	Notes:		ComboUnit Notes:	
	GM L6 Mounts to L6 Core Support		Single 16" Fan Total Thickness: 5.64	
	Part Number: (CU includes radiator, shroud, fan(s), wiring, and rad cap)			
	ComboUnit Auto	ComboUnit Manual	Rad. Auto	Rad. Manual
	CU-70065	CU-00065	6-70065	6-00065

CHEVROLET

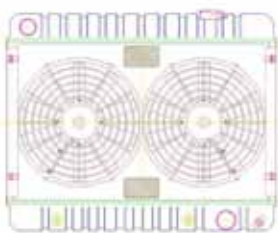
58 Chevrolet Car

	Core Size	Outlets	Rows	Tube
	22.00 X 19.75 X 2.68	TL / BR	2	MaxCool 1.25"
	Notes:		ComboUnit Notes:	
	GM OUTLETS		Single 16" Fan Total Thickness: 5.95	
	Part Number: (CU includes radiator, shroud, fan(s), wiring, and rad cap)			
	ComboUnit Auto	ComboUnit Manual	Rad. Auto	Rad. Manual
	CU-70090	CU-00090	6-70090	6-00090

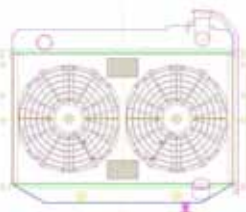
62-67 Chevy 2

	Core Size	Outlets	Rows	Tube
	15.00 X 23.00 X 2.68	TL / BR	2	MaxCool 1.25"
	Notes:		ComboUnit Notes:	
	GM V8		Twin 10" Fans Total Thickness: 5.77	
	Part Number: (CU includes radiator, shroud, fan(s), wiring, and rad cap)			
	ComboUnit Auto	ComboUnit Manual	Rad. Auto	Rad. Manual
	CU-70148	CU-00148	6-70148	6-00148

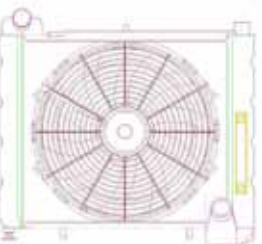
63-67 Chevy 2

	Core Size	Outlets	Rows	Tube
	15.00 X 25.50 X 2.68	TL / BR	2	MaxCool 1.25"
	Notes:		ComboUnit Notes:	
	V8 GM (EXC. Late Model LT & LS Series EXC. Factory Air		Twin 11" Fans Total Thickness: 6.50	
	Part Number: (CU includes radiator, shroud, fan(s), wiring, and rad cap)			
	ComboUnit Auto	ComboUnit Manual	Rad. Auto	Rad. Manual
	CU-70055	CU-00055	6-70055	6-00055

55-60 Corvette

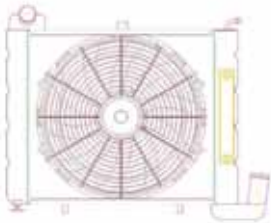
	Core Size	Outlets	Rows	Tube
	13.75 X 23.04 X 2.68	TL / BR	2	MaxCool 1.25"
	Notes:		ComboUnit Notes:	
	Corvette V8 (EXC. Late Model LT & LS)		Twin 10" fans Total Thickness: 5.68	
	Part Number: (CU includes radiator, shroud, fan(s), wiring, and rad cap)			
	ComboUnit Auto	ComboUnit Manual	Rad. Auto	Rad. Manual
	CU-70059	CU-00059	6-70059	6-00059

61-62 Corvette

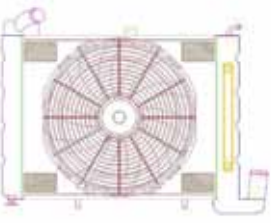
	Core Size	Outlets	Rows	Tube
	18.00 X 16.75 X 2.68	TL / BR	2	MaxCool 1.25"
	Notes:		ComboUnit Notes:	
	GM V8 (EXC. Late Model LT & LS)		Single 16" Fan Total Thickness: 5.50	
	Part Number: (CU includes radiator, shroud, fan(s), wiring, and rad cap)			
	ComboUnit Auto	ComboUnit Manual	Rad. Auto	Rad. Manual
	CU-70064	CU-00064	6-70064	6-00064

CHEVROLET


63-68 Corvette

	Core Size	Outlets	Rows	Tube
	18.00 X 16.75 X 2.68	TL / BR	2	MaxCool 1.25"
	Notes:		ComboUnit Notes:	
	Factory Small Block and GM V8 (EXC. Late Model LT & LS)		Single 16" Fan Total Thickness: 5.64	
	Part Number: (CU includes radiator, shroud, fan(s), wiring, and rad cap)			
	ComboUnit Auto	ComboUnit Manual	Rad. Auto	Rad. Manual
	CU-70061	CU-00061	6-70061	6-00061

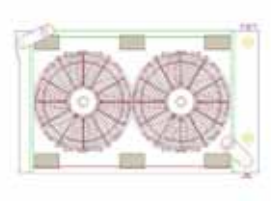
63-72 Corvette

	Core Size	Outlets	Rows	Tube
	20.00 X 16.31 X 2.68	TL / BR	2	MaxCool 1.25"
	Notes:		ComboUnit Notes:	
	GM OUTLETS Standard Corvette Radiator		Single 16" Fan Total Thickness: 5.64	
	Part Number: (CU includes radiator, shroud, fan(s), wiring, and rad cap)			
	ComboUnit Auto	ComboUnit Manual	Rad. Auto	Rad. Manual
	CU-70183	CU-00183	6-70183	6-00183

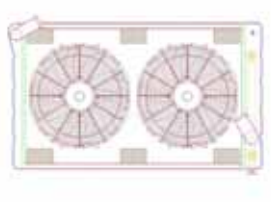
66-68 Corvette

	Core Size	Outlets	Rows	Tube
	22.50 X 18.63 X 2.68	TL / BR	2	MaxCool 1.25"
	Notes:		ComboUnit Notes:	
	GM V8 (EXC. Late Model LT & LS)		Twin 10" Fans Total Thickness: 5.61	
	Part Number: (CU includes radiator, shroud, fan(s), wiring, and rad cap)			
	ComboUnit Auto	ComboUnit Manual	Rad. Auto	Rad. Manual
	CU-70063	CU-00063	6-70063	6-00063

69-72 Corvette

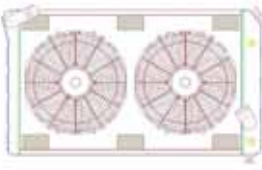
	Core Size	Outlets	Rows	Tube
	26.00 X 18.63 X 2.68	TL / BR	2	MaxCool 1.25"
	Notes:		ComboUnit Notes:	
	GM V8 Filler Neck		Twin 12" Fans Total Thickness: 5.58	
	Part Number: (CU includes radiator, shroud, fan(s), wiring, and rad cap)			
	ComboUnit Auto	ComboUnit Manual	Rad. Auto	Rad. Manual
	CU-70158	CU-00158	6-70158	6-00158

69-73 Corvette

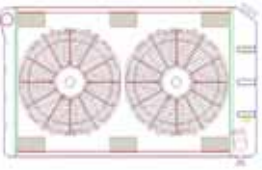
	Core Size	Outlets	Rows	Tube
	27.50 X 18.48 X 2.68	TL / BR	2	MaxCool 1.25"
	Notes:		ComboUnit Notes:	
	GM V8 (EXC. Late Model LT & LS)		Twin 12" Fans Total Thickness: 5.55	
	Part Number: (CU includes radiator, shroud, fan(s), wiring, and rad cap)			
	ComboUnit Auto	ComboUnit Manual	Rad. Auto	Rad. Manual
	CU-70068	CU-00068	6-70068	6-00068

CHEVROLET

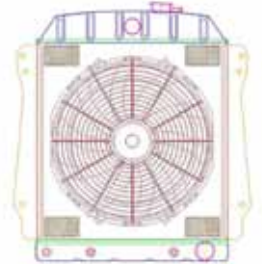
74-76 Corvette

	Core Size	Outlets	Rows	Tube
	27.50 X 18.48 X 2.68	TL / BR	2	MaxCool 1.25"
	Notes:		ComboUnit Notes:	
	GM V8 (EXC. Late Model LT & LS)		Twin 12" Fans Total Thickness: 5.62	
	Part Number: (CU includes radiator, shroud, fan(s), wiring, and rad cap)			
	ComboUnit Auto	ComboUnit Manual	Rad. Auto	Rad. Manual
	CU-70067	CU-00067	6-70067	6-00067

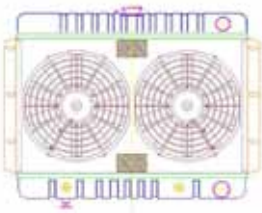
77-82 Corvette

	Core Size	Outlets	Rows	Tube
	26.38 X 18.48 X 2.68	TL / BR	2	MaxCool 1.25"
	Notes:		ComboUnit Notes:	
	GM V8 (EXC. Late Model LT & LS)		Twin 12" Fans Total Thickness: 5.86	
	Part Number: (CU includes radiator, shroud, fan(s), wiring, and rad cap)			
	ComboUnit Auto	ComboUnit Manual	Rad. Auto	Rad. Manual
	CU-70066	CU-00066	6-70066	6-00066

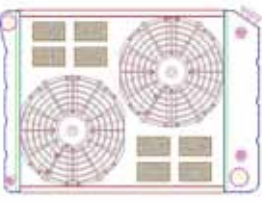
41-48 Deluxe (GM)

	Core Size	Outlets	Rows	Tube
	19.00 X 18.29 X 2.68	TC / BR	2	MaxCool 1.25"
	Notes:		ComboUnit Notes:	
	Chevrolet Car OEM 6 CYL. & Early V8 Outlets		Single 16" Fan Total Thickness: 5.48	
	Part Number: (CU includes radiator, shroud, fan(s), wiring, and rad cap)			
	ComboUnit Auto	ComboUnit Manual	Rad. Auto	Rad. Manual
	CU-70185	CU-00185	6-70185	6-00185

59 El Camino

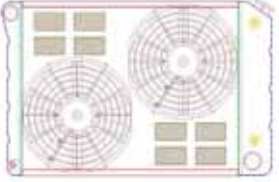
	Core Size	Outlets	Rows	Tube
	15.00 X 25.50 X 2.68	TR / BR	2	MaxCool 1.25"
	Notes:		ComboUnit Notes:	
	GM Early Outlets		Twin 11" Fans Total Thickness: 5.87	
	Part Number: (CU includes radiator, shroud, fan(s), wiring, and rad cap)			
	ComboUnit Auto	ComboUnit Manual	Rad. Auto	Rad. Manual
	CU-70111	CU-00111	6-70111	6-00111

68-72 El Camino

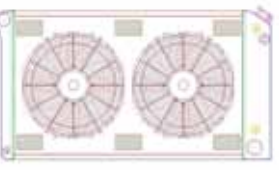
	Core Size	Outlets	Rows	Tube
	20.75 X 18.63 X 2.68	TL / BR	2	MaxCool 1.25"
	Notes:		ComboUnit Notes:	
	GM OUTLETS Small GM V8 and 6 Cylinder		Twin 10" Fans Total Thickness: 5.52	
	Part Number: (CU includes radiator, shroud, fan(s), wiring, and rad cap)			
	ComboUnit Auto	ComboUnit Manual	Rad. Auto	Rad. Manual
	CU-70186	CU-00186	6-70186	6-00186

CHEVROLET

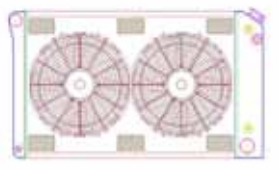
68-72 El Camino

	Core Size	Outlets	Rows	Tube
	23.00 X 18.63 X 2.68	TL / BR	2	MaxCool 1.25"
	Notes:		ComboUnit Notes:	
	GM OUTLETS GM V8 RADIATOR		Twin 11" Fans Total Thickness: 5.52	
	Part Number: (CU includes radiator, shroud, fan(s), wiring, and rad cap)			
	ComboUnit Auto	ComboUnit Manual	Rad. Auto	Rad. Manual
	CU-70187	CU-00187	6-70187	6-00187

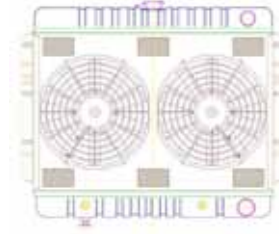
68-87 El Camino

	Core Size	Outlets	Rows	Tube
	28.38 x 18.53 X 2.68	TL / BR	2	MaxCool 1.25"
	Notes:		ComboUnit Notes:	
	GM "A" & "G" Body + Some Models May Require 1.75" Lower Hose		Twin 12" Fans Total Thickness: 5.52	
	Part Number: (CU includes radiator, shroud, fan(s), wiring, and rad cap)			
	ComboUnit Auto	ComboUnit Manual	Rad. Auto	Rad. Manual
	CU-70006	CU-00006	6-70006	6-00006

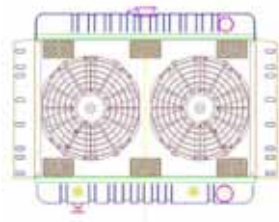
68-87 El Camino

	Core Size	Outlets	Rows	Tube
	26.38 x 18.53 X 2.68	TL / BR	2	MaxCool 1.25"
	Notes:		ComboUnit Notes:	
	GM "A" & "G" Body + Some Models May Require 1.75" Lower Hose		Twin 12" Fans Total Thickness: 5.58	
	Part Number: (CU includes radiator, shroud, fan(s), wiring, and rad cap)			
	ComboUnit Auto	ComboUnit Manual	Rad. Auto	Rad. Manual
	CU-70007	CU-00007	6-70007	6-00007

59-64 Impala

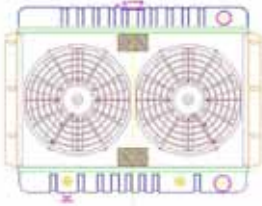
	Core Size	Outlets	Rows	Tube
	17.00 X 25.50 X 2.68	TR / BR	2	MaxCool 1.25"
	Notes:		ComboUnit Notes:	
	GM Early Outlets		Twin 11" Fans Total Thickness: 5.87	
	Part Number: (CU includes radiator, shroud, fan(s), wiring, and rad cap)			
	ComboUnit Auto	ComboUnit Manual	Rad. Auto	Rad. Manual
	CU-70109	CU-000109	6-70109	6-00109

59-64 Impala

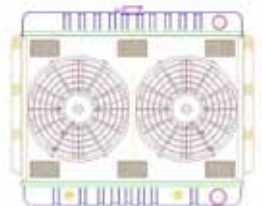
	Core Size	Outlets	Rows	Tube
	15.00 X 23.75 X 2.68	TR / BR	2	MaxCool 1.25"
	Notes:		ComboUnit Notes:	
	GM Early Outlets		Twin 10" Fans Total Thickness: 5.87	
	Part Number: (CU includes radiator, shroud, fan(s), wiring, and rad cap)			
	ComboUnit Auto	ComboUnit Manual	Rad. Auto	Rad. Manual
	CU-70110	CU-00110	6-70110	6-00110

CHEVROLET

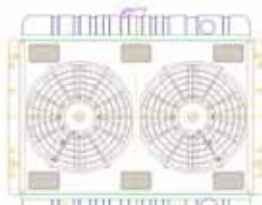
59-64 Impala

	Core Size	Outlets	Rows	Tube
	15.00 X 25.50 X 2.68	TR / BR	2	MaxCool 1.25"
	Notes:		ComboUnit Notes:	
	GM Early Outlets		Twin 11" Fans Total Thickness: 5.87	
	Part Number: (CU includes radiator, shroud, fan(s), wiring, and rad cap)			
	ComboUnit Auto	ComboUnit Manual	Rad. Auto	Rad. Manual
	CU-70111	CU-00111	6-70111	6-00111

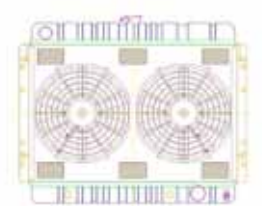
61-64 Impala

	Core Size	Outlets	Rows	Tube
	17.00 X 25.00 x 2.68	TR / BR	2	MaxCool 1.25"
	Notes:		ComboUnit Notes:	
	GM Early Outlets Special (409)		Twin 11" Fans Total Thickness: 5.87	
	Part Number: (CU includes radiator, shroud, fan(s), wiring, and rad cap)			
	ComboUnit Auto	ComboUnit Manual	Rad. Auto	Rad. Manual
	CU-70108	CU-00108	6-70108	6-00108

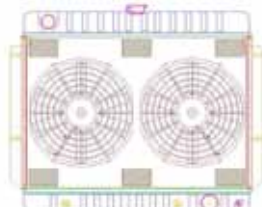
65 Impala

	Core Size	Outlets	Rows	Tube
	17.00 X 25.00 x 2.68	TR / BR	2	MaxCool 1.25"
	Notes:		ComboUnit Notes:	
	GM Early Outlets		Twin 11" Fans Total Thickness: 5.87	
	Part Number: (CU includes radiator, shroud, fan(s), wiring, and rad cap)			
	ComboUnit Auto	ComboUnit Manual	Rad. Auto	Rad. Manual
	CU-70107	CU-00107	6-70107	6-00107

66-68 Impala

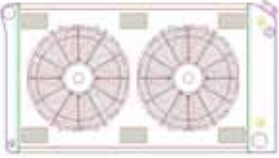
	Core Size	Outlets	Rows	Tube
	17.00 X 25.50 X 2.68	TL / BR	2	MaxCool 1.25"
	Notes:		ComboUnit Notes:	
	GM ALL (EXC. Late Model LT & LS)		Twin 11" Fans Total Thickness: 6.18	
	Part Number: (CU includes radiator, shroud, fan(s), wiring, and rad cap)			
	ComboUnit Auto	ComboUnit Manual	Rad. Auto	Rad. Manual
	CU-70106	CU-00106	6-70106	6-00106

69-70 Impala

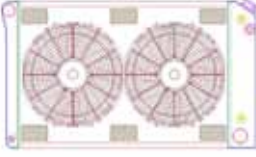
	Core Size	Outlets	Rows	Tube
	17.00 x 25.50 X 2.68	TL / BR	2	MaxCool 1.25"
	Notes:		ComboUnit Notes:	
	GM ALL (EXC. Late Model LT & LS)		Twin 11" Fans Total Thickness: 6.21	
	Part Number: (CU includes radiator, shroud, fan(s), wiring, and rad cap)			
	ComboUnit Auto	ComboUnit Manual	Rad. Auto	Rad. Manual
	CU-70112	CU-00112	6-70112	6-00112

CHEVROLET


71-90 Impala

	Core Size	Outlets	Rows	Tube
	28.38 x 18.53 X 2.68	TL / BR	2	MaxCool 1.25"
	Notes:		ComboUnit Notes:	
	GM "A" & "G" Body + Some Models May Require 1.75" Lower Hose		Twin 12" Fans Total Thickness: 5.52	
	Part Number: (CU includes radiator, shroud, fan(s), wiring, and rad cap)			
	ComboUnit Auto	ComboUnit Manual	Rad. Auto	Rad. Manual
CU-70006	CU-00006	6-70006	6-00006	

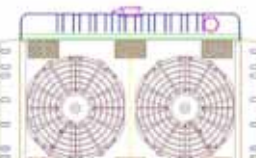
71-90 Impala

	Core Size	Outlets	Rows	Tube
	26.38 x 18.53 X 2.68	TL / BR	2	MaxCool 1.25"
	Notes:		ComboUnit Notes:	
	GM "A" & "G" Body + Some Models May Require 1.75" Lower Hose		Twin 12" Fans Total Thickness: 5.58	
	Part Number: (CU includes radiator, shroud, fan(s), wiring, and rad cap)			
	ComboUnit Auto	ComboUnit Manual	Rad. Auto	Rad. Manual
CU-70007	CU-00007	6-70007	6-00007	

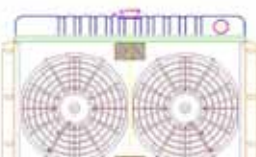
59-60 Kingsman

	Core Size	Outlets	Rows	Tube
	17.00 X 25.50 X 2.68	TR / BR	2	MaxCool 1.25"
	Notes:		ComboUnit Notes:	
	GM Early Outlets		Twin 11" Fans Total Thickness: 5.87	
	Part Number: (CU includes radiator, shroud, fan(s), wiring, and rad cap)			
	ComboUnit Auto	ComboUnit Manual	Rad. Auto	Rad. Manual
CU-70109	CU-000109	6-70109	6-00109	

59-60 Kingsman

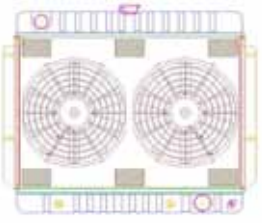
	Core Size	Outlets	Rows	Tube
	15.00 X 23.75 X 2.68	TR / BR	2	MaxCool 1.25"
	Notes:		ComboUnit Notes:	
	GM Early Outlets		Twin 10" Fans Total Thickness: 5.87	
	Part Number: (CU includes radiator, shroud, fan(s), wiring, and rad cap)			
	ComboUnit Auto	ComboUnit Manual	Rad. Auto	Rad. Manual
CU-70110	CU-00110	6-70110	6-00110	

59-60 Kingsman

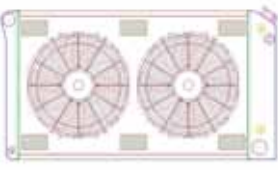
	Core Size	Outlets	Rows	Tube
	15.00 X 25.50 X 2.68	TR / BR	2	MaxCool 1.25"
	Notes:		ComboUnit Notes:	
	GM Early Outlets		Twin 11" Fans Total Thickness: 5.87	
	Part Number: (CU includes radiator, shroud, fan(s), wiring, and rad cap)			
	ComboUnit Auto	ComboUnit Manual	Rad. Auto	Rad. Manual
CU-70111	CU-00111	6-70111	6-00111	

CHEVROLET

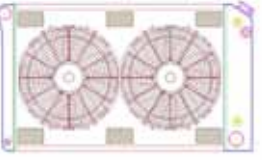
69-70 Kingswood

	Core Size	Outlets	Rows	Tube
	17.00 x 25.50 X 2.68	TL / BR	2	MaxCool 1.25"
	Notes:		ComboUnit Notes:	
	GM ALL (EXC. Late Model LT & LS)		Twin 11" Fans Total Thickness: 6.21	
	Part Number: (CU includes radiator, shroud, fan(s), wiring, and rad cap)			
	ComboUnit Auto	ComboUnit Manual	Rad. Auto	Rad. Manual
CU-70112	CU-00112	6-70112	6-00112	

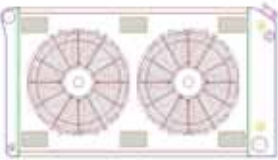
71-72 Kingswood

	Core Size	Outlets	Rows	Tube
	28.38 X 18.53 X 2.68	TL / BR	2	MaxCool 1.25"
	Notes:		ComboUnit Notes:	
	GM "A" & "G" Body + Some Models May Require 1.75" Lower Hose		Twin 12" Fans Total Thickness: 5.52"	
	Part Number: (CU includes radiator, shroud, fan(s), wiring, and rad cap)			
	ComboUnit Auto	ComboUnit Manual	Rad. Auto	Rad. Manual
CU-70006	CU-00006	6-70006	6-00006	

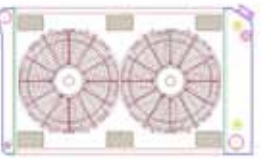
71-72 Kingswood

	Core Size	Outlets	Rows	Tube
	26.38 x 18.53 X 2.68	TL / BR	2	MaxCool 1.25"
	Notes:		ComboUnit Notes:	
	GM "A" & "G" Body + Some Models May Require 1.75" Lower Hose		Twin 12" Fans Total Thickness: 5.58	
	Part Number: (CU includes radiator, shroud, fan(s), wiring, and rad cap)			
	ComboUnit Auto	ComboUnit Manual	Rad. Auto	Rad. Manual
CU-70007	CU-00007	6-70007	6-00007	

75-76 Laguna

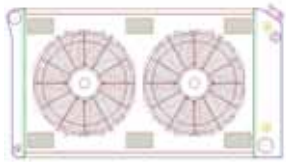
	Core Size	Outlets	Rows	Tube
	28.38 X 18.53 X 2.68	TL / BR	2	MaxCool 1.25"
	Notes:		ComboUnit Notes:	
	GM "A" & "G" Body + Some Models May Require 1.75" Lower Hose		Twin 12" Fans Total Thickness: 5.52"	
	Part Number: (CU includes radiator, shroud, fan(s), wiring, and rad cap)			
	ComboUnit Auto	ComboUnit Manual	Rad. Auto	Rad. Manual
CU-70006	CU-00006	6-70006	6-00006	

75-76 Laguna

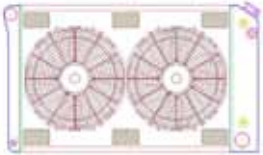
	Core Size	Outlets	Rows	Tube
	26.38 x 18.53 X 2.68	TL / BR	2	MaxCool 1.25"
	Notes:		ComboUnit Notes:	
	GM "A" & "G" Body + Some Models May Require 1.75" Lower Hose		Twin 12" Fans Total Thickness: 5.58	
	Part Number: (CU includes radiator, shroud, fan(s), wiring, and rad cap)			
	ComboUnit Auto	ComboUnit Manual	Rad. Auto	Rad. Manual
CU-70007	CU-00007	6-70007	6-00007	

CHEVROLET

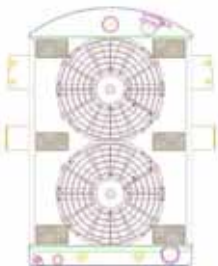
68-83 Malibu

	Core Size	Outlets	Rows	Tube
	28.38 X 18.53 X 2.68	TL / BR	2	MaxCool 1.25"
	Notes:		ComboUnit Notes:	
	GM "A" & "G" Body + Some Models May Require 1.75" Lower Hose		Twin 12" Fans Total Thickness: 5.52"	
	Part Number: (CU includes radiator, shroud, fan(s), wiring, and rad cap)			
	ComboUnit Auto	ComboUnit Manual	Rad. Auto	Rad. Manual
CU-70006	CU-00006	6-70006	6-00006	

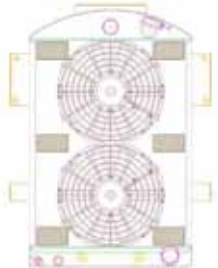
68-83 Malibu

	Core Size	Outlets	Rows	Tube
	26.38 x 18.53 X 2.68	TL / BR	2	MaxCool 1.25"
	Notes:		ComboUnit Notes:	
	GM "A" & "G" Body + Some Models May Require 1.75" Lower Hose		Twin 12" Fans Total Thickness: 5.58	
	Part Number: (CU includes radiator, shroud, fan(s), wiring, and rad cap)			
	ComboUnit Auto	ComboUnit Manual	Rad. Auto	Rad. Manual
CU-70007	CU-00007	6-70007	6-00007	

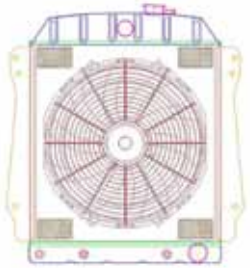
34-35 Master (GM)

	Core Size	Outlets	Rows	Tube
	22.00 X 17.00 X 2.68	TC / BR	2	MaxCool 1.25"
	Notes:		ComboUnit Notes:	
	Early GM Outlets 34 Chevrolet Masters and Early 35 Master		Twin 10" Fans Total Thickness: 5.68	
	Part Number: (CU includes radiator, shroud, fan(s), wiring, and rad cap)			
	ComboUnit Auto	ComboUnit Manual	Rad. Auto	Rad. Manual
CU-70176	CU-00176	6-70176	6-00176	

35-36 Master (GM)

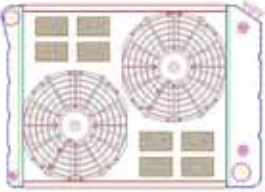
	Core Size	Outlets	Rows	Tube
	22.00 X 17.00 X 2.68	TC / BR	2	MaxCool 1.25"
	Notes:		ComboUnit Notes:	
	Early GM Outlets 36 Chevrolet Masters and Late 35 Master		Twin 10" Fans Total Thickness: 5.68	
	Part Number: (CU includes radiator, shroud, fan(s), wiring, and rad cap)			
	ComboUnit Auto	ComboUnit Manual	Rad. Auto	Rad. Manual
CU-70173	CU-00173	6-70173	6-00173	

41-48 Master (GM)

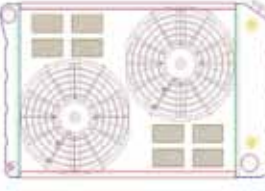
	Core Size	Outlets	Rows	Tube
	19.00 X 18.29 X 2.68	TC / BR	2	MaxCool 1.25"
	Notes:		ComboUnit Notes:	
	Chevrolet Car OEM 6 CYL. & Early V8 Outlets		Single 16" Fan Total Thickness: 5.48	
	Part Number: (CU includes radiator, shroud, fan(s), wiring, and rad cap)			
	ComboUnit Auto	ComboUnit Manual	Rad. Auto	Rad. Manual
CU-70185	CU-00185	6-70185	6-00185	

CHEVROLET

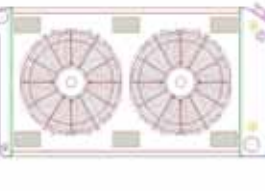
70-72 Monte Carlo

	Core Size	Outlets	Rows	Tube	
	20.75 X 18.63 X 2.68	TL / BR	2	MaxCool 1.25"	
	Notes:		ComboUnit Notes:		
	GM OUTLETS Small GM V8 and 6 Cylinder		Twin 10" Fans Total Thickness: 5.52		
	Part Number: (CU includes radiator, shroud, fan(s), wiring, and rad cap)				
	ComboUnit Auto	ComboUnit Manual	Rad. Auto	Rad. Manual	
	CU-70186	CU-00186	6-70186	6-00186	

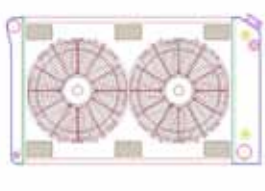
70-72 Monte Carlo

	Core Size	Outlets	Rows	Tube	
	23.00 X 18.63 X 2.68	TL / BR	2	MaxCool 1.25"	
	Notes:		ComboUnit Notes:		
	GM OUTLETS GM V8 RADIATOR		Twin 11" Fans Total Thickness: 5.52		
	Part Number: (CU includes radiator, shroud, fan(s), wiring, and rad cap)				
	ComboUnit Auto	ComboUnit Manual	Rad. Auto	Rad. Manual	
	CU-70187	CU-00187	6-70187	6-00187	

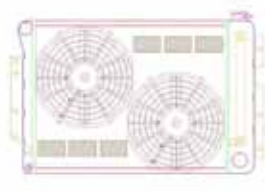
70-88 Monte Carlo

	Core Size	Outlets	Rows	Tube	
	28.38 X 18.53 X 2.68	TL / BR	2	MaxCool 1.25"	
	Notes:		ComboUnit Notes:		
	GM "A" & "G" Body + Some Models May Require 1.75" Lower Hose		Twin 12" Fans Total Thickness: 5.52"		
	Part Number: (CU includes radiator, shroud, fan(s), wiring, and rad cap)				
	ComboUnit Auto	ComboUnit Manual	Rad. Auto	Rad. Manual	
	CU-70006	CU-00006	6-70006	6-00006	

70-88 Monte Carlo

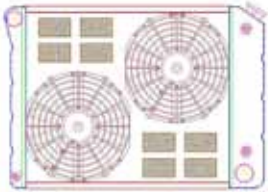
	Core Size	Outlets	Rows	Tube	
	26.38 x 18.53 X 2.68	TL / BR	2	MaxCool 1.25"	
	Notes:		ComboUnit Notes:		
	GM "A" & "G" Body + Some Models May Require 1.75" Lower Hose		Twin 12" Fans Total Thickness: 5.58		
	Part Number: (CU includes radiator, shroud, fan(s), wiring, and rad cap)				
	ComboUnit Auto	ComboUnit Manual	Rad. Auto	Rad. Manual	
	CU-70007	CU-00007	6-70007	6-00007	

68-72 Nova

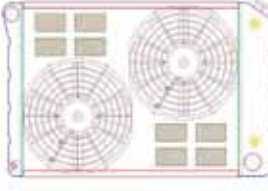
	Core Size	Outlets	Rows	Tube	
	23.00 x 18.47 X 2.68	TL / BR	2	MaxCool 1.25"	
	Notes:		ComboUnit Notes:		
	First Gen. F-Body Some X-Body Some Rare Big Block Novas Received this Rad		Twin 11" Fans Total Thickness: 5.52		
	Part Number: (CU includes radiator, shroud, fan(s), wiring, and rad cap)				
	ComboUnit Auto	ComboUnit Manual	Rad. Auto	Rad. Manual	
	CU-70048	CU-00048	6-70048	6-00048	

CHEVROLET

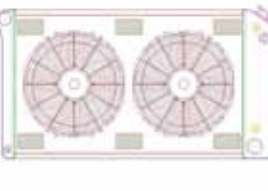
68-74 Nova

	Core Size	Outlets	Rows	Tube
	20.75 X 18.63 X 2.68	TL / BR	2	MaxCool 1.25"
	Notes:		ComboUnit Notes:	
	GM OUTLETS Small GM V8 and 6 Cylinder		Twin 10" Fans Total Thickness: 5.52	
	Part Number: (CU includes radiator, shroud, fan(s), wiring, and rad cap)			
	ComboUnit Auto	ComboUnit Manual	Rad. Auto	Rad. Manual
	CU-70186	CU-00186	6-70186	6-00186

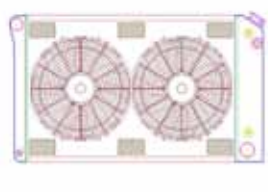
68-74 Nova

	Core Size	Outlets	Rows	Tube
	23.00 X 18.63 X 2.68	TL / BR	2	MaxCool 1.25"
	Notes:		ComboUnit Notes:	
	GM OUTLETS GM V8 RADIATOR		Twin 11" Fans Total Thickness: 5.52	
	Part Number: (CU includes radiator, shroud, fan(s), wiring, and rad cap)			
	ComboUnit Auto	ComboUnit Manual	Rad. Auto	Rad. Manual
	CU-70187	CU-00187	6-70187	6-00187


68-79 Nova

	Core Size	Outlets	Rows	Tube
	28.38 X 18.53 X 2.68	TL / BR	2	MaxCool 1.25"
	Notes:		ComboUnit Notes:	
	GM "A" & "G" Body + Some Models May Require 1.75" Lower Hose		Twin 12" Fans Total Thickness: 5.52"	
	Part Number: (CU includes radiator, shroud, fan(s), wiring, and rad cap)			
	ComboUnit Auto	ComboUnit Manual	Rad. Auto	Rad. Manual
	CU-70006	CU-00006	6-70006	6-00006

68-79 Nova

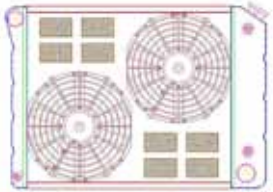
	Core Size	Outlets	Rows	Tube
	26.38 x 18.53 X 2.68	TL / BR	2	MaxCool 1.25"
	Notes:		ComboUnit Notes:	
	GM "A" & "G" Body + Some Models May Require 1.75" Lower Hose		Twin 12" Fans Total Thickness: 5.58	
	Part Number: (CU includes radiator, shroud, fan(s), wiring, and rad cap)			
	ComboUnit Auto	ComboUnit Manual	Rad. Auto	Rad. Manual
	CU-70007	CU-00007	6-70007	6-00007

41-48 Special (GM)

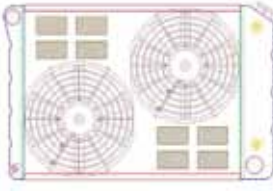
	Core Size	Outlets	Rows	Tube
	19.00 X 18.29 X 2.68	TC / BR	2	MaxCool 1.25"
	Notes:		ComboUnit Notes:	
	Chevrolet Car OEM 6 CYL. & Early V8 Outlets		Single 16" Fan Total Thickness: 5.48	
	Part Number: (CU includes radiator, shroud, fan(s), wiring, and rad cap)			
	ComboUnit Auto	ComboUnit Manual	Rad. Auto	Rad. Manual
	CU-70185	CU-00185	6-70185	6-00185

CHEVROLET

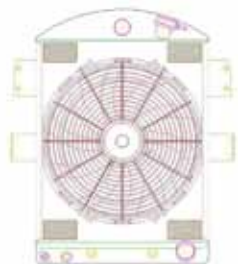
64-69 Special

	Core Size	Outlets	Rows	Tube
	20.75 X 18.63 X 2.68	TL / BR	2	MaxCool 1.25"
	Notes:		ComboUnit Notes:	
	GM OUTLETS Small GM V8 and 6 Cylinder		Twin 10" Fans Total Thickness: 5.52	
	Part Number: (CU includes radiator, shroud, fan(s), wiring, and rad cap)			
	ComboUnit Auto	ComboUnit Manual	Rad. Auto	Rad. Manual
	CU-70186	CU-00186	6-70186	6-00186

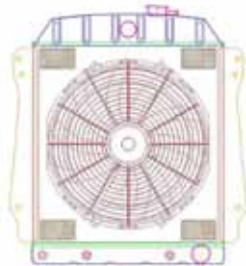
64-69 Special

	Core Size	Outlets	Rows	Tube
	23.00 X 18.63 X 2.68	TL / BR	2	MaxCool 1.25"
	Notes:		ComboUnit Notes:	
	GM OUTLETS GM V8 RADIATOR		Twin 11" Fans Total Thickness: 5.52	
	Part Number: (CU includes radiator, shroud, fan(s), wiring, and rad cap)			
	ComboUnit Auto	ComboUnit Manual	Rad. Auto	Rad. Manual
	CU-70187	CU-00187	6-70187	6-00187

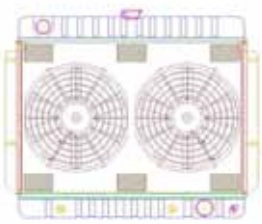
34-35 Standard (GM)

	Core Size	Outlets	Rows	Tube
	22.00 X 17.00 X 2.68	TC / BR	2	MaxCool 1.25"
	Notes:		ComboUnit Notes:	
	Early GM Outlets Standard Radiator Only		Single 16" Fan Total Thickness: 5.69	
	Part Number: (CU includes radiator, shroud, fan(s), wiring, and rad cap)			
	ComboUnit Auto	ComboUnit Manual	Rad. Auto	Rad. Manual
	CU-70175	CU-00175	6-70175	6-00175

41-48 Standard (GM)

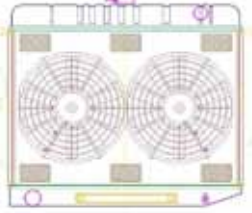
	Core Size	Outlets	Rows	Tube
	19.00 X 18.29 X 2.68	TC / BR	2	MaxCool 1.25"
	Notes:		ComboUnit Notes:	
	Chevrolet Car OEM 6 CYL. & Early V8 Outlets		Single 16" Fan Total Thickness: 5.48	
	Part Number: (CU includes radiator, shroud, fan(s), wiring, and rad cap)			
	ComboUnit Auto	ComboUnit Manual	Rad. Auto	Rad. Manual
	CU-70185	CU-00185	6-70185	6-00185

69-70 Townsman

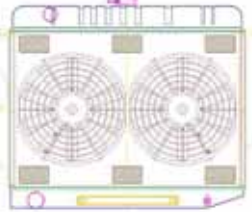
	Core Size	Outlets	Rows	Tube
	17.00 x 25.50 X 2.68	TL / BR	2	MaxCool 1.25"
	Notes:		ComboUnit Notes:	
	GM ALL (EXC. Late Model LT & LS)		Twin 11" Fans Total Thickness: 6.21	
	Part Number: (CU includes radiator, shroud, fan(s), wiring, and rad cap)			
	ComboUnit Auto	ComboUnit Manual	Rad. Auto	Rad. Manual
	CU-70112	CU-00112	6-70112	6-00112

CHRYSLER

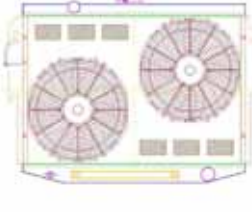
66-70 300

	Core Size	Outlets	Rows	Tube
	17.00 X 25.50 X 2.68	TR / BL	2	MaxCool 1.25"
	Notes:		ComboUnit Notes:	
	Big Block Mopar "C" Body All		Twin 11" Fans Total Thickness: 6.46	
	Part Number: (CU includes radiator, shroud, fan(s), wiring, and rad cap)			
	ComboUnit Auto	ComboUnit Manual	Rad. Auto	Rad. Manual
	CU-70012	CU-00012	5-70012	5-00012

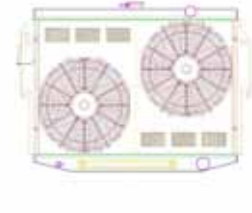
66-70 300

	Core Size	Outlets	Rows	Tube
	17.00 X 25.50 X 2.68	TL / BL	2	MaxCool 1.25"
	Notes:		ComboUnit Notes:	
	Small Block Mopar "C" Body All		Twin 11" Fans Total Thickness: 6.46	
	Part Number: (CU includes radiator, shroud, fan(s), wiring, and rad cap)			
	ComboUnit Auto	ComboUnit Manual	Rad. Auto	Rad. Manual
	CU-70026	CU-00026	5-70026	5-00026


75-78 Cordoba

	Core Size	Outlets	Rows	Tube
	18.75 X 28.25 X 2.68	TL / BR	2	MaxCool 1.25"
	Notes:		ComboUnit Notes:	
	Small Block Mopar "B" Body All		Twin 12" Fans Total Thickness: 6.07	
	Part Number: (CU includes radiator, shroud, fan(s), wiring, and rad cap)			
	ComboUnit Auto	ComboUnit Manual	Rad. Auto	Rad. Manual
	CU-70069	CU-00069	5-70069	5-00069

75-78 Cordoba

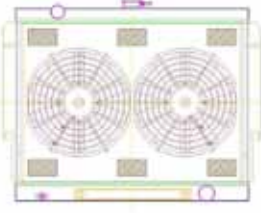
	Core Size	Outlets	Rows	Tube
	18.75 X 28.25 X 2.68	TR / BR	2	MaxCool 1.25"
	Notes:		ComboUnit Notes:	
	Big Block Mopar "B" Body All		Twin 12" Fans Total Thickness: 6.07	
	Part Number: (CU includes radiator, shroud, fan(s), wiring, and rad cap)			
	ComboUnit Auto	ComboUnit Manual	Rad. Auto	Rad. Manual
	CU-70070	CU-00070	5-70070	5-00070

80-83 Cordoba

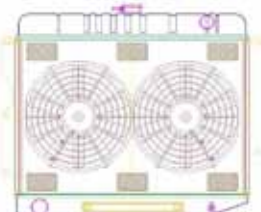
	Core Size	Outlets	Rows	Tube
	18.00 X 26.38 X 2.68	TL / BR	2	MaxCool 1.25"
	Notes:		ComboUnit Notes:	
	Small Block Mopar "F" Body All		Twin 11" Fans Total Thickness: 5.17	
	Part Number: (CU includes radiator, shroud, fan(s), wiring, and rad cap)			
	ComboUnit Auto	ComboUnit Manual	Rad. Auto	Rad. Manual
	CU-70033	CU-00033	5-70033	5-00033

CHRYSLER

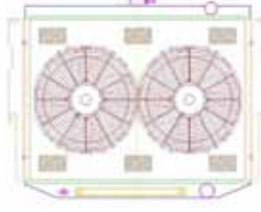
83-89 Fifth Avenue

	Core Size	Outlets	Rows	Tube
	18.00 X 26.38 X 2.68	TL / BR	2	MaxCool 1.25"
	Notes:		ComboUnit Notes:	
	Small Block Mopar "F" Body All		Twin 11" Fans Total Thickness: 5.17	
	Part Number: (CU includes radiator, shroud, fan(s), wiring, and rad cap)			
	ComboUnit Auto	ComboUnit Manual	Rad. Auto	Rad. Manual
	CU-70033	CU-00033	5-70033	5-00033

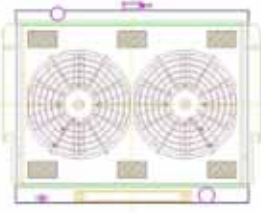
66-70 Imperial

	Core Size	Outlets	Rows	Tube
	17.00 X 25.50 X 2.68	TR / BL	2	MaxCool 1.25"
	Notes:		ComboUnit Notes:	
	Big Block Mopar "C" Body All		Twin 11" Fans Total Thickness: 6.46	
	Part Number: (CU includes radiator, shroud, fan(s), wiring, and rad cap)			
	ComboUnit Auto	ComboUnit Manual	Rad. Auto	Rad. Manual
	CU-70012	CU-00012	5-70012	5-00012

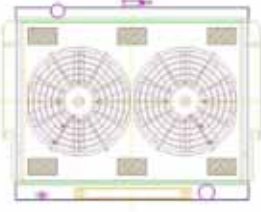
74-75 Imperial

	Core Size	Outlets	Rows	Tube
	19.75 X 27.88 X 2.68	TR / BR	2	MaxCool 1.25"
	Notes:		ComboUnit Notes:	
	Big Block Mopar "B" Body		Twin 12" Fans Total Thickness: 5.79	
	Part Number: (CU includes radiator, shroud, fan(s), wiring, and rad cap)			
	ComboUnit Auto	ComboUnit Manual	Rad. Auto	Rad. Manual
	CU-70021	CU-00021	5-70021	5-00021

81-83 Imperial

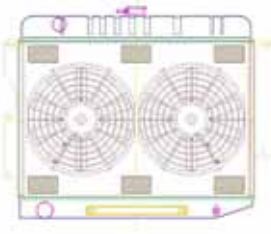
	Core Size	Outlets	Rows	Tube
	18.00 X 26.38 X 2.68	TL / BR	2	MaxCool 1.25"
	Notes:		ComboUnit Notes:	
	Small Block Mopar "F" Body All		Twin 11" Fans Total Thickness: 5.17	
	Part Number: (CU includes radiator, shroud, fan(s), wiring, and rad cap)			
	ComboUnit Auto	ComboUnit Manual	Rad. Auto	Rad. Manual
	CU-70033	CU-00033	5-70033	5-00033

77-81 Lebaron

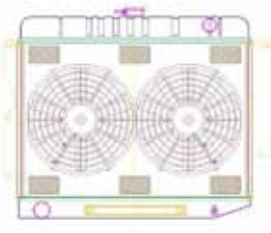
	Core Size	Outlets	Rows	Tube
	18.00 X 26.38 X 2.68	TL / BR	2	MaxCool 1.25"
	Notes:		ComboUnit Notes:	
	Small Block Mopar "F" Body All		Twin 11" Fans Total Thickness: 5.17	
	Part Number: (CU includes radiator, shroud, fan(s), wiring, and rad cap)			
	ComboUnit Auto	ComboUnit Manual	Rad. Auto	Rad. Manual
	CU-70033	CU-00033	5-70033	5-00033

CHRYSLER

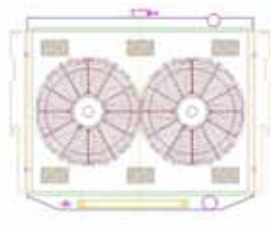
66-70 New Yorker

	Core Size	Outlets	Rows	Tube
	17.00 X 25.50 X 2.68	TL / BL	2	MaxCool 1.25"
	Notes:		ComboUnit Notes:	
	Small Block Mopar "C" Body All		Twin 11" Fans Total Thickness: 6.46	
	Part Number: (CU includes radiator, shroud, fan(s), wiring, and rad cap)			
	ComboUnit Auto	ComboUnit Manual	Rad. Auto	Rad. Manual
	CU-70026	CU-00026	5-70026	5-00026

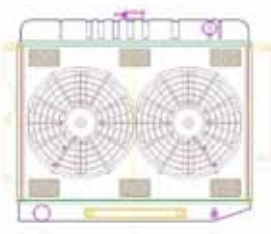
67-70 New Yorker

	Core Size	Outlets	Rows	Tube
	17.00 X 25.50 X 2.68	TR / BL	2	MaxCool 1.25"
	Notes:		ComboUnit Notes:	
	Big Block Mopar "C" Body All		Twin 11" Fans Total Thickness: 6.46	
	Part Number: (CU includes radiator, shroud, fan(s), wiring, and rad cap)			
	ComboUnit Auto	ComboUnit Manual	Rad. Auto	Rad. Manual
	CU-70012	CU-00012	5-70012	5-00012

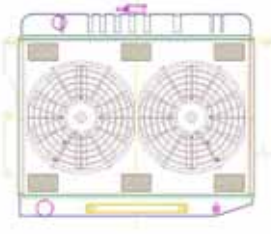
74-78 New Yorker

	Core Size	Outlets	Rows	Tube
	19.75 X 27.88 X 2.68	TR / BR	2	MaxCool 1.25"
	Notes:		ComboUnit Notes:	
	Big Block Mopar "B" Body		Twin 12" Fans Total Thickness: 5.79	
	Part Number: (CU includes radiator, shroud, fan(s), wiring, and rad cap)			
	ComboUnit Auto	ComboUnit Manual	Rad. Auto	Rad. Manual
	CU-70021	CU-00021	5-70021	5-00021

66-70 Newport

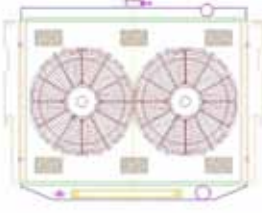
	Core Size	Outlets	Rows	Tube
	17.00 X 25.50 X 2.68	TR / BL	2	MaxCool 1.25"
	Notes:		ComboUnit Notes:	
	Big Block Mopar "C" Body All		Twin 11" Fans Total Thickness: 6.46	
	Part Number: (CU includes radiator, shroud, fan(s), wiring, and rad cap)			
	ComboUnit Auto	ComboUnit Manual	Rad. Auto	Rad. Manual
	CU-70012	CU-00012	5-70012	5-00012

66-70 Newport

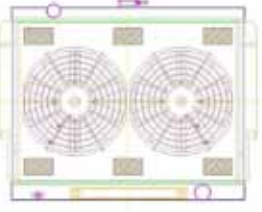
	Core Size	Outlets	Rows	Tube
	17.00 X 25.50 X 2.68	TL / BL	2	MaxCool 1.25"
	Notes:		ComboUnit Notes:	
	Small Block Mopar "C" Body All		Twin 11" Fans Total Thickness: 6.46	
	Part Number: (CU includes radiator, shroud, fan(s), wiring, and rad cap)			
	ComboUnit Auto	ComboUnit Manual	Rad. Auto	Rad. Manual
	CU-70026	CU-00026	5-70026	5-00026

CHRYSLER

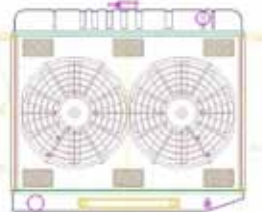
74-78 Newport

	Core Size	Outlets	Rows	Tube
	19.75 X 27.88 X 2.68	TR / BR	2	MaxCool 1.25"
	Notes:		ComboUnit Notes:	
	Big Block Mopar "B" Body		Twin 12" Fans Total Thickness: 5.79	
	Part Number: (CU includes radiator, shroud, fan(s), wiring, and rad cap)			
	ComboUnit Auto	ComboUnit Manual	Rad. Auto	Rad. Manual
	CU-70021	CU-00021	5-70021	5-00021

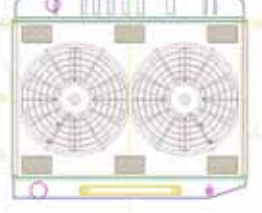
81 Newport

	Core Size	Outlets	Rows	Tube
	18.00 X 26.38 X 2.68	TL / BR	2	MaxCool 1.25"
	Notes:		ComboUnit Notes:	
	Small Block Mopar "F" Body All		Twin 11" Fans Total Thickness: 5.17	
	Part Number: (CU includes radiator, shroud, fan(s), wiring, and rad cap)			
	ComboUnit Auto	ComboUnit Manual	Rad. Auto	Rad. Manual
	CU-70033	CU-00033	5-70033	5-00033

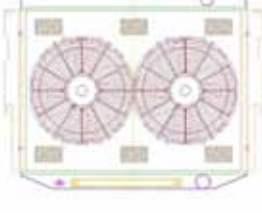
66-70 Town & Country

	Core Size	Outlets	Rows	Tube
	17.00 X 25.50 X 2.68	TR / BL	2	MaxCool 1.25"
	Notes:		ComboUnit Notes:	
	Big Block Mopar "C" Body All		Twin 11" Fans Total Thickness: 6.46	
	Part Number: (CU includes radiator, shroud, fan(s), wiring, and rad cap)			
	ComboUnit Auto	ComboUnit Manual	Rad. Auto	Rad. Manual
	CU-70012	CU-00012	5-70012	5-00012

66-70 Town & Country

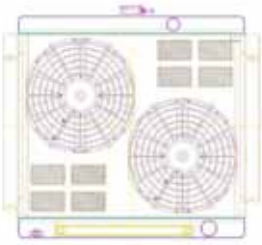
	Core Size	Outlets	Rows	Tube
	17.00 X 25.50 X 2.68	TL / BL	2	MaxCool 1.25"
	Notes:		ComboUnit Notes:	
	Small Block Mopar "C" Body All		Twin 11" Fans Total Thickness: 6.46	
	Part Number: (CU includes radiator, shroud, fan(s), wiring, and rad cap)			
	ComboUnit Auto	ComboUnit Manual	Rad. Auto	Rad. Manual
	CU-70026	CU-00026	5-70026	5-00026

74-78 Town & Country

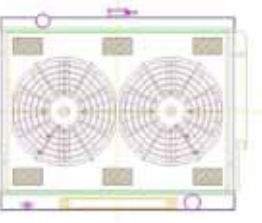
	Core Size	Outlets	Rows	Tube
	19.75 X 27.88 X 2.68	TR / BR	2	MaxCool 1.25"
	Notes:		ComboUnit Notes:	
	Big Block Mopar "B" Body		Twin 12" Fans Total Thickness: 5.79	
	Part Number: (CU includes radiator, shroud, fan(s), wiring, and rad cap)			
	ComboUnit Auto	ComboUnit Manual	Rad. Auto	Rad. Manual
	CU-70021	CU-00021	5-70021	5-00021

DODGE

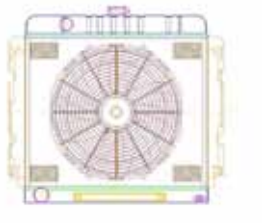
76-77 Aspen

	Core Size	Outlets	Rows	Tube
	18.00 X 22.00 X 1.50	TR / BR	1	1.50"
	Notes:		ComboUnit Notes:	
	Mopar "A" & "F" Body Large 6 CYL. HD		Twin 10" Fans Total Thickness: 5.21	
	Part Number: (CU includes radiator, shroud, fan(s), wiring, and rad cap)			
	ComboUnit Auto	ComboUnit Manual	Rad. Auto	Rad. Manual
	CU-70020	CU-00020	5-70020	5-00020

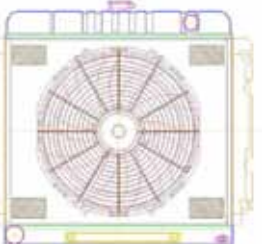
76-80 Aspen

	Core Size	Outlets	Rows	Tube
	18.00 X 26.38 X 1.50	TL / BR	1	1.50"
	Notes:		ComboUnit Notes:	
	Small Block Mopar "F" Body All		Twin 11" Fans Total Thickness: 5.17	
	Part Number: (CU includes radiator, shroud, fan(s), wiring, and rad cap)			
	ComboUnit Auto	ComboUnit Manual	Rad. Auto	Rad. Manual
	CU-70033	CU-00033	5-70033	5-00033


70-72 Challenger & R/T & T/A

	Core Size	Outlets	Rows	Tube
	18.00 X 21.88 X 2.68	TL / BL	2	MaxCool 1.25"
	Notes:		ComboUnit Notes:	
	Mopar "B" & "E" Body Big Block		Single 16" Fan Total Thickness: 5.83	
	Part Number: (CU includes radiator, shroud, fan(s), wiring, and rad cap)			
	ComboUnit Auto	ComboUnit Manual	Rad. Auto	Rad. Manual
	CU-70028	CU-00028	5-70028	5-00028

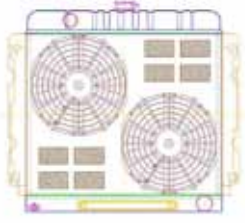
70-72 Challenger & R/T & T/A

	Core Size	Outlets	Rows	Tube
	18.00 X 21.88 X 2.68	TR / BL	2	MaxCool 1.25"
	Notes:		ComboUnit Notes:	
	Mopar "B" & "E" Small Block		Single 16" Fan Total Thickness: 5.83	
	Part Number: (CU includes radiator, shroud, fan(s), wiring, and rad cap)			
	ComboUnit Auto	ComboUnit Manual	Rad. Auto	Rad. Manual
	CU-70159	CU-00159	5-70159	5-00159


70-74 Challenger & R/T & T/A

	Core Size	Outlets	Rows	Tube
	18.00 X 18.57 X 2.68	TL / BR	2	MaxCool 1.25"
	Notes:		ComboUnit Notes:	
	Mopar "B" & "E" Body Small core Small Block		Single 16" Fan Total Thickness: 6.02	
	Part Number: (CU includes radiator, shroud, fan(s), wiring, and rad cap)			
	ComboUnit Auto	ComboUnit Manual	Rad. Auto	Rad. Manual
	CU-70022	CU-00022	5-70022	5-00022


70-74 Challenger & R/T & T/A

	Core Size	Outlets	Rows	Tube
	18.00 X 21.88 X 2.68	TL / BR	2	MaxCool 1.25"
	Notes:		ComboUnit Notes:	
	Mopar "B" & "E" Late Model V8 & OEM L6		Twin 10" Fans Total Thickness: 5.83	
	Part Number: (CU includes radiator, shroud, fan(s), wiring, and rad cap)			
	ComboUnit Auto	ComboUnit Manual	Rad. Auto	Rad. Manual
	CU-70043	CU-00043	5-70043	5-00043

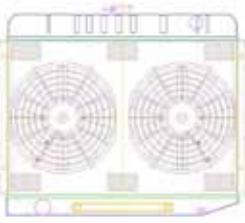
70-74 Challenger & R/T & T/A

	Core Size	Outlets	Rows	Tube
	18.00 X 21.88 X 2.68	TR / BR	2	MaxCool 1.25"
	Notes:		ComboUnit Notes:	
	Mopar "B" & "E" Body OEM L6		Twin 10" Fans Total Thickness: 5.84	
	Part Number: (CU includes radiator, shroud, fan(s), wiring, and rad cap)			
	ComboUnit Auto	ComboUnit Manual	Rad. Auto	Rad. Manual
	CU-70044	CU-00044	5-70044	5-00044

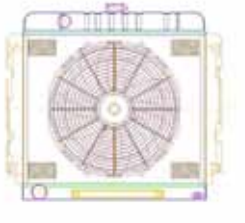
70-74 Challenger & R/T & T/A

	Core Size	Outlets	Rows	Tube
	17.00 X 25.50 X 2.68	TL / BR	2	MaxCool 1.25"
	Notes:		ComboUnit Notes:	
	Small Block "E" Body Mopar with AC		Twin 11" Fans Total Thickness: 6.21	
	Part Number: (CU includes radiator, shroud, fan(s), wiring, and rad cap)			
	ComboUnit Auto	ComboUnit Manual	Rad. Auto	Rad. Manual
	CU-70057	CU-00057	5-70057	5-00057

70-74 Challenger & R/T & T/A

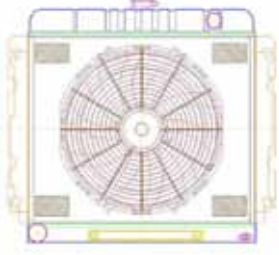
	Core Size	Outlets	Rows	Tube
	17.00 X 25.50 X 2.68	TR / BL	2	MaxCool 1.25"
	Notes:		ComboUnit Notes:	
	Big Block "E" Body Mopar with AC		Twin 11" Fans Total Thickness: 6.21	
	Part Number: (CU includes radiator, shroud, fan(s), wiring, and rad cap)			
	ComboUnit Auto	ComboUnit Manual	Rad. Auto	Rad. Manual
	CU-70058	CU-00058	5-70058	5-00058

70-72 Challenger Rallye

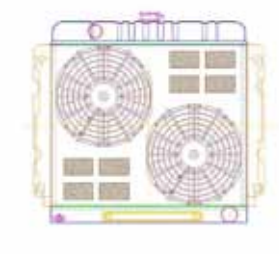
	Core Size	Outlets	Rows	Tube
	18.00 X 21.88 X 2.68	TL / BL	2	MaxCool 1.25"
	Notes:		ComboUnit Notes:	
	Mopar "B" & "E" Body Big Block		Single 16" Fan Total Thickness: 5.83	
	Part Number: (CU includes radiator, shroud, fan(s), wiring, and rad cap)			
	ComboUnit Auto	ComboUnit Manual	Rad. Auto	Rad. Manual
	CU-70028	CU-00028	5-70028	5-00028

DODGE


70-72 Challenger Rallye

	Core Size	Outlets	Rows	Tube
	18.00 X 21.88 X 2.68	TR / BL	2	MaxCool 1.25"
	Notes:		ComboUnit Notes:	
	Mopar "B" & "E" Small Block		Single 16" Fan Total Thickness: 5.83	
	Part Number: (CU includes radiator, shroud, fan(s), wiring, and rad cap)			
	ComboUnit Auto	ComboUnit Manual	Rad. Auto	Rad. Manual
	CU-70159	CU-00159	5-70159	5-00159

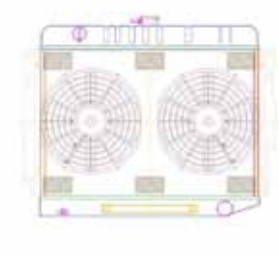
70-74 Challenger Rallye

	Core Size	Outlets	Rows	Tube
	18.00 X 21.88 X 2.68	TL / BR	2	MaxCool 1.25"
	Notes:		ComboUnit Notes:	
	Mopar "B" & "E" Late Model V8 & OEM L6		Twin 10" Fans Total Thickness: 5.83	
	Part Number: (CU includes radiator, shroud, fan(s), wiring, and rad cap)			
	ComboUnit Auto	ComboUnit Manual	Rad. Auto	Rad. Manual
	CU-70043	CU-00043	5-70043	5-00043

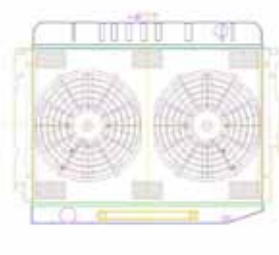
70-74 Challenger Rallye

	Core Size	Outlets	Rows	Tube
	18.00 X 21.88 X 2.68	TR / BR	2	MaxCool 1.25"
	Notes:		ComboUnit Notes:	
	Mopar "B" & "E" Body OEM L6		Twin 10" Fans Total Thickness: 5.84	
	Part Number: (CU includes radiator, shroud, fan(s), wiring, and rad cap)			
	ComboUnit Auto	ComboUnit Manual	Rad. Auto	Rad. Manual
	CU-70044	CU-00044	5-70044	5-00044

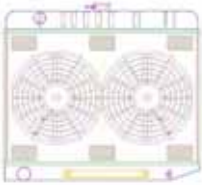
70-74 Challenger Rallye

	Core Size	Outlets	Rows	Tube
	17.00 X 25.50 X 2.68	TL / BR	2	MaxCool 1.25"
	Notes:		ComboUnit Notes:	
	Small Block "E" Body Mopar with AC		Twin 11" Fans Total Thickness: 6.21	
	Part Number: (CU includes radiator, shroud, fan(s), wiring, and rad cap)			
	ComboUnit Auto	ComboUnit Manual	Rad. Auto	Rad. Manual
	CU-70057	CU-00057	5-70057	5-00057

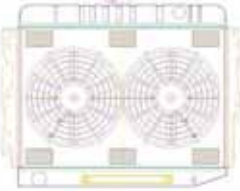
70-74 Challenger Rallye

	Core Size	Outlets	Rows	Tube
	17.00 X 25.50 X 2.68	TR / BL	2	MaxCool 1.25"
	Notes:		ComboUnit Notes:	
	Big Block "E" Body Mopar with AC		Twin 11" Fans Total Thickness: 6.21	
	Part Number: (CU includes radiator, shroud, fan(s), wiring, and rad cap)			
	ComboUnit Auto	ComboUnit Manual	Rad. Auto	Rad. Manual
	CU-70058	CU-00058	5-70058	5-00058


66-69 Charger

	Core Size	Outlets	Rows	Tube
	17.00 X 25.50 X 2.68	TL / BL	2	MaxCool 1.25"
	Notes:		ComboUnit Notes:	
	Small Block Mopar "B" Body All		Twin 11" Fans Total Thickness: 6.15	
	Part Number: (CU includes radiator, shroud, fan(s), wiring, and rad cap)			
	ComboUnit Auto	ComboUnit Manual	Rad. Auto	Rad. Manual
	CU-70003	CU-00003	5-70003	5-00003


66-69 Charger

	Core Size	Outlets	Rows	Tube
	17.00 X 25.50 X 2.68	TR / BL	2	MaxCool 1.25"
	Notes:		ComboUnit Notes:	
	Big Block Mopar "B" Body All		Twin 11" Fans Total Thickness: 5.89	
	Part Number: (CU includes radiator, shroud, fan(s), wiring, and rad cap)			
	ComboUnit Auto	ComboUnit Manual	Rad. Auto	Rad. Manual
	CU-70004	CU-00004	5-70004	5-00004

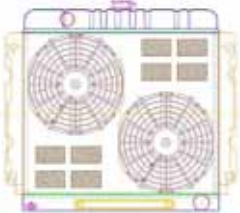
66-69 Charger

	Core Size	Outlets	Rows	Tube
	18.00 x 22.00 x 2.68	TR / BL	2	MaxCool 1.25"
	Notes:		ComboUnit Notes:	
	Mopar "B" Body Big Block Some B-Body Cars Utilize the 5-00027 Radiator		Single 16" Fan Total Thickness: 6.14	
	Part Number: (CU includes radiator, shroud, fan(s), wiring, and rad cap)			
	ComboUnit Auto	ComboUnit Manual	Rad. Auto	Rad. Manual
	CU-70162	CU-00162	5-70162	5-00162

66-69 Charger


	Core Size	Outlets	Rows	Tube
	18.00 x 22.00 x 2.68	TL / BL	2	MaxCool 1.25"
	Notes:		ComboUnit Notes:	
	Mopar "B" Body Small Block		Single 16" Fan Total Thickness: 6.14	
	Part Number: (CU includes radiator, shroud, fan(s), wiring, and rad cap)			
	ComboUnit Auto	ComboUnit Manual	Rad. Auto	Rad. Manual
	CU-70161	CU-00161	5-70161	5-00161

68-73 Charger

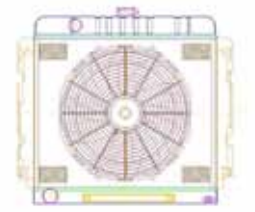
	Core Size	Outlets	Rows	Tube
	18.00 X 21.88 X 2.68	TL / BR	2	MaxCool 1.25"
	Notes:		ComboUnit Notes:	
	Mopar "B" & "E" Late Model V8 & OEM L6		Twin 10" Fans Total Thickness: 5.83	
	Part Number: (CU includes radiator, shroud, fan(s), wiring, and rad cap)			
	ComboUnit Auto	ComboUnit Manual	Rad. Auto	Rad. Manual
	CU-70043	CU-00043	5-70043	5-00043

DODGE

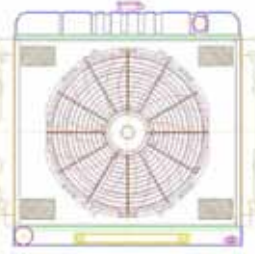
68-73 Charger

	Core Size	Outlets	Rows	Tube
	18.00 X 21.88 X 2.68	TR / BR	2	MaxCool 1.25"
	Notes:		ComboUnit Notes:	
	Mopar "B" & "E" Body OEM L6		Twin 10" Fans Total Thickness: 5.84	
	Part Number: (CU includes radiator, shroud, fan(s), wiring, and rad cap)			
	ComboUnit Auto	ComboUnit Manual	Rad. Auto	Rad. Manual
	CU-70044	CU-00044	5-70044	5-00044

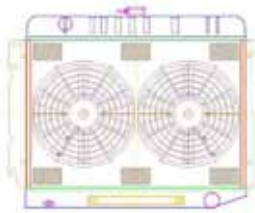
70-72 Charger

	Core Size	Outlets	Rows	Tube
	18.00 X 21.88 X 2.68	TL / BL	2	MaxCool 1.25"
	Notes:		ComboUnit Notes:	
	Mopar "B" & "E" Body Big Block		Single 16" Fan Total Thickness: 5.83	
	Part Number: (CU includes radiator, shroud, fan(s), wiring, and rad cap)			
	ComboUnit Auto	ComboUnit Manual	Rad. Auto	Rad. Manual
	CU-70028	CU-00028	5-70028	5-00028

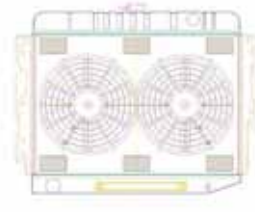
70-72 Charger

	Core Size	Outlets	Rows	Tube
	18.00 X 21.88 X 2.68	TR / BL	2	MaxCool 1.25"
	Notes:		ComboUnit Notes:	
	Mopar "B" & "E" Small Block		Single 16" Fan Total Thickness: 5.83	
	Part Number: (CU includes radiator, shroud, fan(s), wiring, and rad cap)			
	ComboUnit Auto	ComboUnit Manual	Rad. Auto	Rad. Manual
	CU-70159	CU-00159	5-70159	5-00159

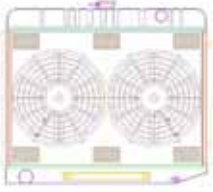
70-73 Charger

	Core Size	Outlets	Rows	Tube
	17.00 X 25.50 X 2.68	TL / BR	2	MaxCool 1.25"
	Notes:		ComboUnit Notes:	
	Small Block "B" Body Mopar with AC		Twin 11" Fans Total Thickness: 5.74	
	Part Number: (CU includes radiator, shroud, fan(s), wiring, and rad cap)			
	ComboUnit Auto	ComboUnit Manual	Rad. Auto	Rad. Manual
	CU-70001	CU-00001	5-70001	5-00001


70-73 Charger

	Core Size	Outlets	Rows	Tube
	17.00 X 25.50 X 2.68	TR / BL	2	MaxCool 1.25"
	Notes:		ComboUnit Notes:	
	Big Block Mopar "B" Body All		Twin 11" Fans Total Thickness: 5.89	
	Part Number: (CU includes radiator, shroud, fan(s), wiring, and rad cap)			
	ComboUnit Auto	ComboUnit Manual	Rad. Auto	Rad. Manual
	CU-70004	CU-00004	5-70004	5-00004

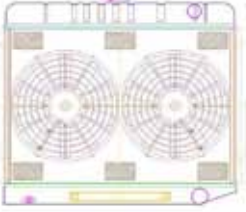
70-73 Charger

	Core Size	Outlets	Rows	Tube
	17.00 X 25.50 X 2.68	TR / BL	2	MaxCool 1.25"
	Notes:		ComboUnit Notes:	
	Big Block "B" Body Mopar		Twin 11" Fans Total Thickness: 5.97	
	Part Number: (CU includes radiator, shroud, fan(s), wiring, and rad cap)			
	ComboUnit Auto	ComboUnit Manual	Rad. Auto	Rad. Manual
	CU-70005	CU-00005	5-70005	5-00005

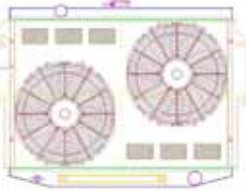
70-73 Charger

	Core Size	Outlets	Rows	Tube
	18.00 X 18.57 X 2.68	TL / BR	2	MaxCool 1.25"
	Notes:		ComboUnit Notes:	
	Mopar "B" & "E" Body Small core Small Block		Single 16" Fan Total Thickness: 6.02	
	Part Number: (CU includes radiator, shroud, fan(s), wiring, and rad cap)			
	ComboUnit Auto	ComboUnit Manual	Rad. Auto	Rad. Manual
	CU-70022	CU-00022	5-70022	5-00022


70-73 Charger

	Core Size	Outlets	Rows	Tube
	17.00 X 25.50 X 2.68	TR / BR	2	MaxCool 1.25"
	Notes:		ComboUnit Notes:	
	Big Block "B" Body Mopar with AC		Twin 11" Fans Total Thickness: 6.17	
	Part Number: (CU includes radiator, shroud, fan(s), wiring, and rad cap)			
	ComboUnit Auto	ComboUnit Manual	Rad. Auto	Rad. Manual
	CU-70045	CU-00045	5-70045	5-00045

73-78 Charger

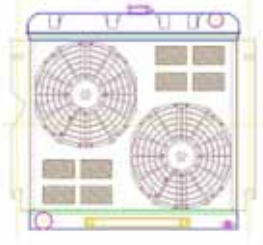
	Core Size	Outlets	Rows	Tube
	18.75 X 28.25 X 2.68	TL / BR	2	MaxCool 1.25"
	Notes:		ComboUnit Notes:	
	Small Block Mopar "B" Body All		Twin 12" Fans Total Thickness: 6.07	
	Part Number: (CU includes radiator, shroud, fan(s), wiring, and rad cap)			
	ComboUnit Auto	ComboUnit Manual	Rad. Auto	Rad. Manual
	CU-70069	CU-00069	5-70069	5-00069

73-78 Charger


	Core Size	Outlets	Rows	Tube
	18.75 X 28.25 X 2.68	TR / BR	2	MaxCool 1.25"
	Notes:		ComboUnit Notes:	
	Big Block Mopar "B" Body All		Twin 12" Fans Total Thickness: 6.07	
	Part Number: (CU includes radiator, shroud, fan(s), wiring, and rad cap)			
	ComboUnit Auto	ComboUnit Manual	Rad. Auto	Rad. Manual
	CU-70070	CU-00070	5-70070	5-00070

DODGE


65 Coronet

	Core Size	Outlets	Rows	Tube
	18.00 X 21.88 X 2.68	TR / BL	2	MaxCool 1.25"
	Notes:		ComboUnit Notes:	
	Mopar "B" Body Big Block		Twin 10" Fans Total Thickness: 6.27	
	Part Number: (CU includes radiator, shroud, fan(s), wiring, and rad cap)			
	ComboUnit Auto	ComboUnit Manual	Rad. Auto	Rad. Manual
	CU-70024	CU-00024	5-70024	5-00024

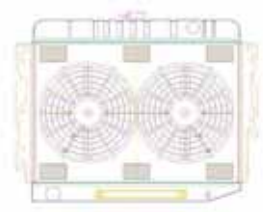
65 Coronet

	Core Size	Outlets	Rows	Tube
	18.00 X 21.88 X 2.68	TL / BL	2	MaxCool 1.25"
	Notes:		ComboUnit Notes:	
	Mopar "B" Body Small Block		Twin 10" Fans Total Thickness: 6.27	
	Part Number: (CU includes radiator, shroud, fan(s), wiring, and rad cap)			
	ComboUnit Auto	ComboUnit Manual	Rad. Auto	Rad. Manual
	CU-70025	CU-00025	5-70025	5-00025

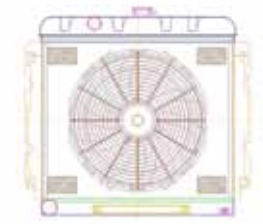
66-69 Coronet

	Core Size	Outlets	Rows	Tube
	17.00 X 25.50 X 2.68	TL / BL	2	MaxCool 1.25"
	Notes:		ComboUnit Notes:	
	Small Block Mopar "B" Body All		Twin 11" Fans Total Thickness: 6.15	
	Part Number: (CU includes radiator, shroud, fan(s), wiring, and rad cap)			
	ComboUnit Auto	ComboUnit Manual	Rad. Auto	Rad. Manual
	CU-70003	CU-00003	5-70003	5-00003


66-69 Coronet

	Core Size	Outlets	Rows	Tube
	17.00 X 25.50 X 2.68	TR / BL	2	MaxCool 1.25"
	Notes:		ComboUnit Notes:	
	Big Block Mopar "B" Body All		Twin 11" Fans Total Thickness: 5.89	
	Part Number: (CU includes radiator, shroud, fan(s), wiring, and rad cap)			
	ComboUnit Auto	ComboUnit Manual	Rad. Auto	Rad. Manual
	CU-70004	CU-00004	5-70004	5-00004

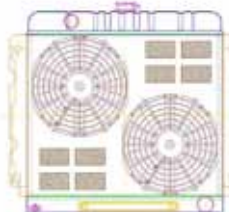
66-69 Coronet

	Core Size	Outlets	Rows	Tube
	18.00 x 22.00 x 2.68	TL / BL	2	MaxCool 1.25"
	Notes:		ComboUnit Notes:	
	Mopar "B" Body Small Block		Single 16" Fan Total Thickness: 6.14	
	Part Number: (CU includes radiator, shroud, fan(s), wiring, and rad cap)			
	ComboUnit Auto	ComboUnit Manual	Rad. Auto	Rad. Manual
	CU-70161	CU-00161	5-70161	5-00161


66-69 Coronet

	Core Size	Outlets	Rows	Tube
	18.00 x 22.00 x 2.68	TR / BL	2	MaxCool 1.25"
	Notes:		ComboUnit Notes:	
	Mopar "B" Body Big Block Some B-Body Cars Utilize the 5-00027 Radiator		Single 16" Fan Total Thickness: 6.14	
	Part Number: (CU includes radiator, shroud, fan(s), wiring, and rad cap)			
	ComboUnit Auto	ComboUnit Manual	Rad. Auto	Rad. Manual
	CU-70162	CU-00162	5-70162	5-00162

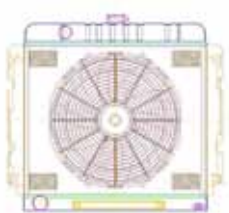
69-72 Coronet

	Core Size	Outlets	Rows	Tube
	18.00 X 21.88 X 2.68	TL / BR	2	MaxCool 1.25"
	Notes:		ComboUnit Notes:	
	Mopar "B" & "E" Late Model V8 & OEM L6		Twin 10" Fans Total Thickness: 5.83	
	Part Number: (CU includes radiator, shroud, fan(s), wiring, and rad cap)			
	ComboUnit Auto	ComboUnit Manual	Rad. Auto	Rad. Manual
	CU-70043	CU-00043	5-70043	5-00043

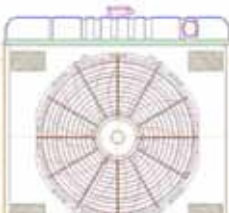
69-72 Coronet

	Core Size	Outlets	Rows	Tube
	18.00 X 21.88 X 2.68	TR / BR	2	MaxCool 1.25"
	Notes:		ComboUnit Notes:	
	Mopar "B" & "E" Body OEM L6		Twin 10" Fans Total Thickness: 5.84	
	Part Number: (CU includes radiator, shroud, fan(s), wiring, and rad cap)			
	ComboUnit Auto	ComboUnit Manual	Rad. Auto	Rad. Manual
	CU-70044	CU-00044	5-70044	5-00044

70-72 Coronet

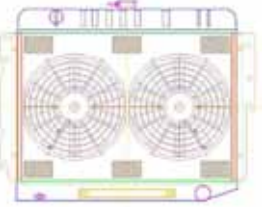
	Core Size	Outlets	Rows	Tube
	18.00 X 21.88 X 2.68	TL / BL	2	MaxCool 1.25"
	Notes:		ComboUnit Notes:	
	Mopar "B" & "E" Body Big Block		Single 16" Fan Total Thickness: 5.83	
	Part Number: (CU includes radiator, shroud, fan(s), wiring, and rad cap)			
	ComboUnit Auto	ComboUnit Manual	Rad. Auto	Rad. Manual
	CU-70028	CU-00028	5-70028	5-00028

70-72 Coronet

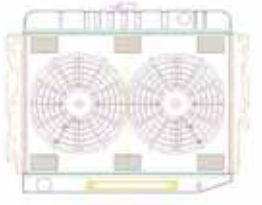
	Core Size	Outlets	Rows	Tube
	18.00 X 21.88 X 2.68	TR / BL	2	MaxCool 1.25"
	Notes:		ComboUnit Notes:	
	Mopar "B" & "E" Small Block		Single 16" Fan Total Thickness: 5.83	
	Part Number: (CU includes radiator, shroud, fan(s), wiring, and rad cap)			
	ComboUnit Auto	ComboUnit Manual	Rad. Auto	Rad. Manual
	CU-70159	CU-00159	5-70159	5-00159

DODGE


70-73 Coronet

	Core Size	Outlets	Rows	Tube
	17.00 X 25.50 X 2.68	TL / BR	2	MaxCool 1.25"
	Notes:		ComboUnit Notes:	
	Small Block "B" Body Mopar with AC		Twin 11" Fans Total Thickness: 5.74	
	Part Number: (CU includes radiator, shroud, fan(s), wiring, and rad cap)			
	ComboUnit Auto	ComboUnit Manual	Rad. Auto	Rad. Manual
	CU-70001	CU-00001	5-70001	5-00001


70-73 Coronet

	Core Size	Outlets	Rows	Tube
	17.00 X 25.50 X 2.68	TR / BL	2	MaxCool 1.25"
	Notes:		ComboUnit Notes:	
	Big Block Mopar "B" Body All		Twin 11" Fans Total Thickness: 5.89	
	Part Number: (CU includes radiator, shroud, fan(s), wiring, and rad cap)			
	ComboUnit Auto	ComboUnit Manual	Rad. Auto	Rad. Manual
	CU-70004	CU-00004	5-70004	5-00004

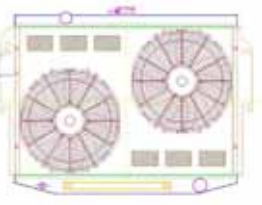
70-73 Coronet

	Core Size	Outlets	Rows	Tube
	18.00 X 18.57 X 2.68	TL / BR	2	MaxCool 1.25"
	Notes:		ComboUnit Notes:	
	Mopar "B" & "E" Body Small core Small Block		Single 16" Fan Total Thickness: 6.02	
	Part Number: (CU includes radiator, shroud, fan(s), wiring, and rad cap)			
	ComboUnit Auto	ComboUnit Manual	Rad. Auto	Rad. Manual
	CU-70022	CU-00022	5-70022	5-00022


70-73 Coronet

	Core Size	Outlets	Rows	Tube
	17.00 X 25.50 X 2.68	TR / BR	2	MaxCool 1.25"
	Notes:		ComboUnit Notes:	
	Big Block "B" Body Mopar with AC		Twin 11" Fans Total Thickness: 6.17	
	Part Number: (CU includes radiator, shroud, fan(s), wiring, and rad cap)			
	ComboUnit Auto	ComboUnit Manual	Rad. Auto	Rad. Manual
	CU-70045	CU-00045	5-70045	5-00045

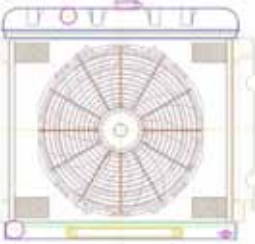
74-76 Coronet

	Core Size	Outlets	Rows	Tube
	18.75 X 28.25 X 2.68	TL / BR	2	MaxCool 1.25"
	Notes:		ComboUnit Notes:	
	Small Block Mopar "B" Body All		Twin 12" Fans Total Thickness: 6.07	
	Part Number: (CU includes radiator, shroud, fan(s), wiring, and rad cap)			
	ComboUnit Auto	ComboUnit Manual	Rad. Auto	Rad. Manual
	CU-70069	CU-00069	5-70069	5-00069

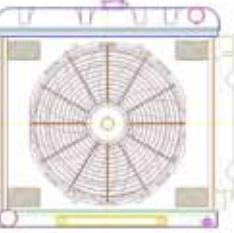
74-76 Coronet

	Core Size	Outlets	Rows	Tube
	18.75 X 28.25 X 2.68	TR / BR	2	MaxCool 1.25"
	Notes:		ComboUnit Notes:	
	Big Block Mopar "B" Body All		Twin 12" Fans Total Thickness: 6.07	
	Part Number: (CU includes radiator, shroud, fan(s), wiring, and rad cap)			
	ComboUnit Auto	ComboUnit Manual	Rad. Auto	Rad. Manual
	CU-70070	CU-00070	5-70070	5-00070

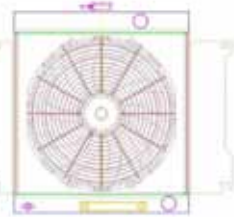
67-69 Dart

	Core Size	Outlets	Rows	Tube
	17.50 X 21.20 X 2.68	TL / BL	2	MaxCool 1.25"
	Notes:		ComboUnit Notes:	
	Small Block Mopar "A" Body All Some B-Body Cars Utilize this Radiator		Single 16" Fan Total Thickness: 6.14	
	Part Number: (CU includes radiator, shroud, fan(s), wiring, and rad cap)			
	ComboUnit Auto	ComboUnit Manual	Rad. Auto	Rad. Manual
	CU-70027	CU-00027	5-70027	5-00027


67-69 Dart

	Core Size	Outlets	Rows	Tube
	17.50 X 21.20 X 2.68	TR / BL	2	MaxCool 1.25"
	Notes:		ComboUnit Notes:	
	Big Block Mopar "A" Body All		Single 16" Fan Total Thickness: 6.14	
	Part Number: (CU includes radiator, shroud, fan(s), wiring, and rad cap)			
	ComboUnit Auto	ComboUnit Manual	Rad. Auto	Rad. Manual
	CU-70155	CU-00155	5-70155	5-00155

67-73 Dart


	Core Size	Outlets	Rows	Tube
	17.00 X 18.57 X 2.68	TR / BR	2	MaxCool 1.25"
	Notes:		ComboUnit Notes:	
	Mopar "A" Body L6		Single 16" Fan Total Thickness: 5.70	
	Part Number: (CU includes radiator, shroud, fan(s), wiring, and rad cap)			
	ComboUnit Auto	ComboUnit Manual	Rad. Auto	Rad. Manual
	CU-70023	CU-00023	5-70023	5-00023

70-72 Dart

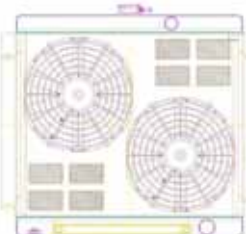
	Core Size	Outlets	Rows	Tube
	17.00 X 22.00 X 2.68	TR / BR	2	MaxCool 1.25"
	Notes:		ComboUnit Notes:	
	Mopar "A" Body OEM 6 & Rare V8 OEM 6 CYL. Design but will Fit Rare 8 CYL.		Twin 10" Fans Total Thickness: 6.27	
	Part Number: (CU includes radiator, shroud, fan(s), wiring, and rad cap)			
	ComboUnit Auto	ComboUnit Manual	Rad. Auto	Rad. Manual
	CU-70153	CU-00153	5-70153	5-00153

DODGE

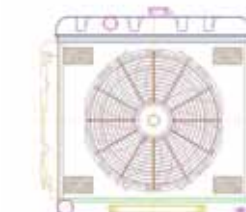
70-72 Dart

	Core Size	Outlets	Rows	Tube
	17.00 X 22.00 X 2.68	TL / BR	2	MaxCool 1.25"
	Notes:		ComboUnit Notes:	
	Mopar "A" Body OEM Common Small Block V8 Could be Used in GM Motor Swap		Twin 10" Fans Total Thickness: 6.27	
	Part Number: (CU includes radiator, shroud, fan(s), wiring, and rad cap)			
	ComboUnit Auto	ComboUnit Manual	Rad. Auto	Rad. Manual
CU-70154	CU-00154	5-70154	5-00154	

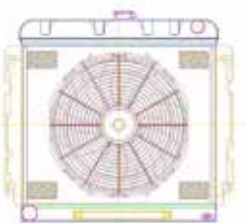
74-76 Dart

	Core Size	Outlets	Rows	Tube
	18.00 X 22.00 X 2.68	TR / BR	2	MaxCool 1.25"
	Notes:		ComboUnit Notes:	
	Mopar "A" & "F" Body Large 6 CYL HD		Twin 10" Fans Total Thickness: 5.21	
	Part Number: (CU includes radiator, shroud, fan(s), wiring, and rad cap)			
	ComboUnit Auto	ComboUnit Manual	Rad. Auto	Rad. Manual
CU-70020	CU-00020	5-70020	5-00020	

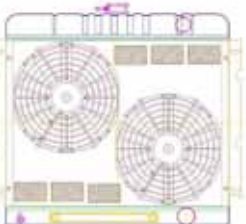
69 Daytona

	Core Size	Outlets	Rows	Tube
	18.00 x 22.00 x 2.68	TL / BL	2	MaxCool 1.25"
	Notes:		ComboUnit Notes:	
	Mopar "B" Body Small Block		Single 16" Fan Total Thickness: 6.14	
	Part Number: (CU includes radiator, shroud, fan(s), wiring, and rad cap)			
	ComboUnit Auto	ComboUnit Manual	Rad. Auto	Rad. Manual
CU-70161	CU-00161	5-70161	5-00161	

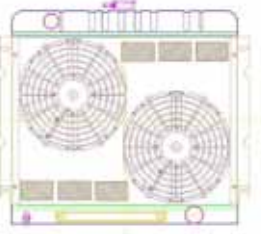
69 Daytona

	Core Size	Outlets	Rows	Tube
	18.00 x 22.00 x 2.68	TR / BL	2	MaxCool 1.25"
	Notes:		ComboUnit Notes:	
	Mopar "B" Body Big Block Some B-Body Cars Utilize the 5-00027 Radiator		Single 16" Fan Total Thickness: 6.14	
	Part Number: (CU includes radiator, shroud, fan(s), wiring, and rad cap)			
	ComboUnit Auto	ComboUnit Manual	Rad. Auto	Rad. Manual
CU-70162	CU-00162	5-70162	5-00162	

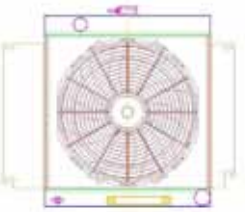
70-72 Demon

	Core Size	Outlets	Rows	Tube
	17.00 X 22.00 X 2.68	TR / BR	2	MaxCool 1.25"
	Notes:		ComboUnit Notes:	
	Mopar "A" Body OEM 6 & Rare V8 OEM 6 CYL. Design but will Fit Rare 8 CYL.		Twin 10" Fans Total Thickness: 6.27	
	Part Number: (CU includes radiator, shroud, fan(s), wiring, and rad cap)			
	ComboUnit Auto	ComboUnit Manual	Rad. Auto	Rad. Manual
CU-70153	CU-00153	5-70153	5-00153	

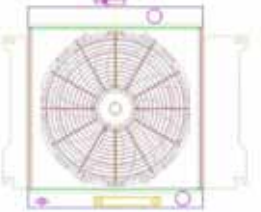
70-72 Demon

	Core Size	Outlets	Rows	Tube
	17.00 X 22.00 X 2.68	TL / BR	2	MaxCool 1.25"
	Notes:		ComboUnit Notes:	
	Mopar "A" Body OEM Common Small Block V8 Could be Used in GM Motor Swap		Twin 10" Fans Total Thickness: 6.27	
	Part Number: (CU includes radiator, shroud, fan(s), wiring, and rad cap)			
	ComboUnit Auto	ComboUnit Manual	Rad. Auto	Rad. Manual
CU-70154	CU-00154	5-70154	5-00154	

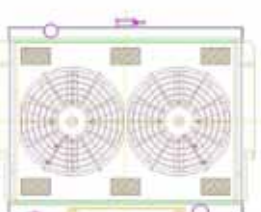
70-72 Demon

	Core Size	Outlets	Rows	Tube
	17.00 X 18.57 X 2.68	TL / BR	2	MaxCool 1.25"
	Notes:		ComboUnit Notes:	
	Early 70's Small V8 OEM 318 with Air		Single 16" Fan Total Thickness: 5.7	
	Part Number: (CU includes radiator, shroud, fan(s), wiring, and rad cap)			
	ComboUnit Auto	ComboUnit Manual	Rad. Auto	Rad. Manual
CU-70191	CU-00191	5-70191	5-00191	

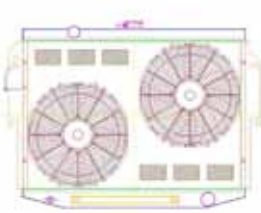
71-72 Demon

	Core Size	Outlets	Rows	Tube
	17.00 X 18.57 X 2.68	TR / BR	2	MaxCool 1.25"
	Notes:		ComboUnit Notes:	
	Mopar "A" Body L6		Single 16" Fan Total Thickness: 5.70	
	Part Number: (CU includes radiator, shroud, fan(s), wiring, and rad cap)			
	ComboUnit Auto	ComboUnit Manual	Rad. Auto	Rad. Manual
CU-70023	CU-00023	5-70023	5-00023	

77-89 Diplomat

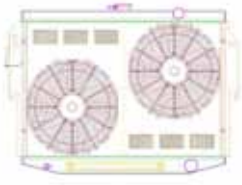
	Core Size	Outlets	Rows	Tube
	18.00 X 26.38 X 2.68	TL / BR	2	MaxCool 1.25"
	Notes:		ComboUnit Notes:	
	Small Block Mopar "F" Body All		Twin 11" Fans Total Thickness: 5.17	
	Part Number: (CU includes radiator, shroud, fan(s), wiring, and rad cap)			
	ComboUnit Auto	ComboUnit Manual	Rad. Auto	Rad. Manual
CU-70033	CU-00033	5-70033	5-00033	

78 Magnum

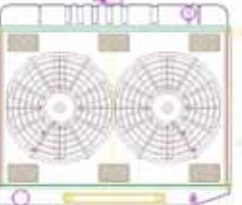
	Core Size	Outlets	Rows	Tube
	18.75 X 28.25 X 2.68	TL / BR	2	MaxCool 1.25"
	Notes:		ComboUnit Notes:	
	Small Block Mopar "B" Body All		Twin 12" Fans Total Thickness: 6.07	
	Part Number: (CU includes radiator, shroud, fan(s), wiring, and rad cap)			
	ComboUnit Auto	ComboUnit Manual	Rad. Auto	Rad. Manual
CU-70069	CU-00069	5-70069	5-00069	

DODGE

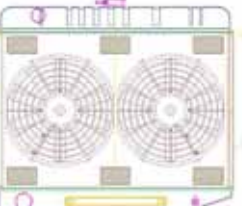
78 Magnum

	Core Size	Outlets	Rows	Tube
	18.75 X 28.25 X 2.68	TR / BR	2	MaxCool 1.25"
	Notes:		ComboUnit Notes:	
	Big Block Mopar "B" Body All		Twin 12" Fans Total Thickness: 6.07	
	Part Number: (CU includes radiator, shroud, fan(s), wiring, and rad cap)			
	ComboUnit Auto	ComboUnit Manual	Rad. Auto	Rad. Manual
	CU-70070	CU-00070	5-70070	5-00070

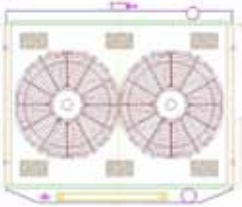
66-70 Monaco

	Core Size	Outlets	Rows	Tube
	17.00 X 25.50 X 2.68	TR / BL	2	MaxCool 1.25"
	Notes:		ComboUnit Notes:	
	Big Block Mopar "C" Body All		Twin 11" Fans Total Thickness: 6.46	
	Part Number: (CU includes radiator, shroud, fan(s), wiring, and rad cap)			
	ComboUnit Auto	ComboUnit Manual	Rad. Auto	Rad. Manual
	CU-70012	CU-00012	5-70012	5-00012

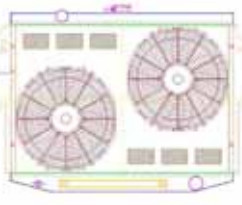
66-70 Monaco

	Core Size	Outlets	Rows	Tube
	17.00 X 25.50 X 2.68	TL / BL	2	MaxCool 1.25"
	Notes:		ComboUnit Notes:	
	Small Block Mopar "C" Body All		Twin 11" Fans Total Thickness: 6.46	
	Part Number: (CU includes radiator, shroud, fan(s), wiring, and rad cap)			
	ComboUnit Auto	ComboUnit Manual	Rad. Auto	Rad. Manual
	CU-70026	CU-00026	5-70026	5-00026

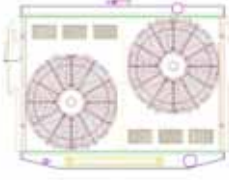
74-76 Monaco

	Core Size	Outlets	Rows	Tube
	19.75 X 27.88 X 2.68	TR / BR	2	MaxCool 1.25"
	Notes:		ComboUnit Notes:	
	Big Block Mopar "B" Body		Twin 12" Fans Total Thickness: 5.79	
	Part Number: (CU includes radiator, shroud, fan(s), wiring, and rad cap)			
	ComboUnit Auto	ComboUnit Manual	Rad. Auto	Rad. Manual
	CU-70021	CU-00021	5-70021	5-00021

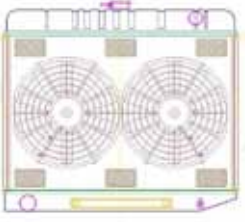
77-78 Monaco

	Core Size	Outlets	Rows	Tube
	18.75 X 28.25 X 2.68	TL / BR	2	MaxCool 1.25"
	Notes:		ComboUnit Notes:	
	Small Block Mopar "B" Body All		Twin 12" Fans Total Thickness: 6.07	
	Part Number: (CU includes radiator, shroud, fan(s), wiring, and rad cap)			
	ComboUnit Auto	ComboUnit Manual	Rad. Auto	Rad. Manual
	CU-70069	CU-00069	5-70069	5-00069

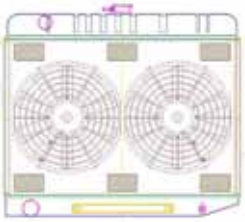
77-78 Monaco

	Core Size	Outlets	Rows	Tube
	18.75 X 28.25 X 2.68	TR / BR	2	MaxCool 1.25"
	Notes:		ComboUnit Notes:	
	Big Block Mopar "B" Body All		Twin 12" Fans Total Thickness: 6.07	
	Part Number: (CU includes radiator, shroud, fan(s), wiring, and rad cap)			
	ComboUnit Auto	ComboUnit Manual	Rad. Auto	Rad. Manual
	CU-70070	CU-00070	5-70070	5-00070

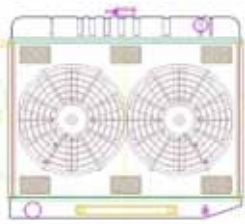
66-70 Monaco 500

	Core Size	Outlets	Rows	Tube
	17.00 X 25.50 X 2.68	TR / BL	2	MaxCool 1.25"
	Notes:		ComboUnit Notes:	
	Big Block Mopar "C" Body All		Twin 11" Fans Total Thickness: 6.46	
	Part Number: (CU includes radiator, shroud, fan(s), wiring, and rad cap)			
	ComboUnit Auto	ComboUnit Manual	Rad. Auto	Rad. Manual
	CU-70012	CU-00012	5-70012	5-00012

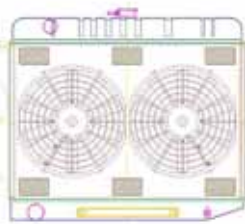
66-70 Monaco 500

	Core Size	Outlets	Rows	Tube
	17.00 X 25.50 X 2.68	TL / BL	2	MaxCool 1.25"
	Notes:		ComboUnit Notes:	
	Small Block Mopar "C" Body All		Twin 11" Fans Total Thickness: 6.46	
	Part Number: (CU includes radiator, shroud, fan(s), wiring, and rad cap)			
	ComboUnit Auto	ComboUnit Manual	Rad. Auto	Rad. Manual
	CU-70026	CU-00026	5-70026	5-00026

66-70 Polara

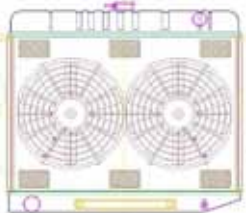
	Core Size	Outlets	Rows	Tube
	17.00 X 25.50 X 2.68	TR / BL	2	MaxCool 1.25"
	Notes:		ComboUnit Notes:	
	Big Block Mopar "C" Body All		Twin 11" Fans Total Thickness: 6.46	
	Part Number: (CU includes radiator, shroud, fan(s), wiring, and rad cap)			
	ComboUnit Auto	ComboUnit Manual	Rad. Auto	Rad. Manual
	CU-70012	CU-00012	5-70012	5-00012

66-70 Polara

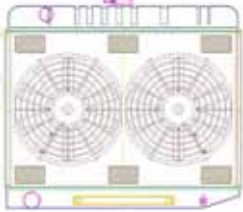
	Core Size	Outlets	Rows	Tube
	17.00 X 25.50 X 2.68	TL / BL	2	MaxCool 1.25"
	Notes:		ComboUnit Notes:	
	Small Block Mopar "C" Body All		Twin 11" Fans Total Thickness: 6.46	
	Part Number: (CU includes radiator, shroud, fan(s), wiring, and rad cap)			
	ComboUnit Auto	ComboUnit Manual	Rad. Auto	Rad. Manual
	CU-70026	CU-00026	5-70026	5-00026

DODGE

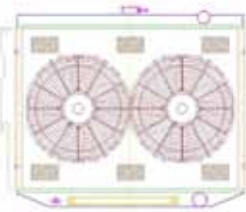
66-70 Royal Monaco

	Core Size	Outlets	Rows	Tube
	17.00 X 25.50 X 2.68	TR / BL	2	MaxCool 1.25"
	Notes:		ComboUnit Notes:	
	Big Block Mopar "C" Body All		Twin 11" Fans Total Thickness: 6.46	
	Part Number: (CU includes radiator, shroud, fan(s), wiring, and rad cap)			
	ComboUnit Auto	ComboUnit Manual	Rad. Auto	Rad. Manual
	CU-70012	CU-00012	5-70012	5-00012

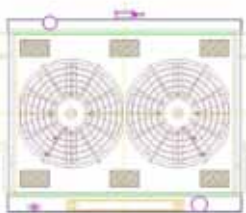
66-70 Royal Monaco

	Core Size	Outlets	Rows	Tube
	17.00 X 25.50 X 2.68	TL / BL	2	MaxCool 1.25"
	Notes:		ComboUnit Notes:	
	Small Block Mopar "C" Body All		Twin 11" Fans Total Thickness: 6.46	
	Part Number: (CU includes radiator, shroud, fan(s), wiring, and rad cap)			
	ComboUnit Auto	ComboUnit Manual	Rad. Auto	Rad. Manual
	CU-70026	CU-00026	5-70026	5-00026

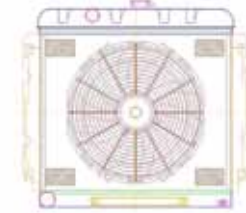
75-77 Royal Monaco

	Core Size	Outlets	Rows	Tube
	19.75 X 27.88 X 2.68	TR / BR	2	MaxCool 1.25"
	Notes:		ComboUnit Notes:	
	Big Block Mopar "B" Body		Twin 12" Fans Total Thickness: 5.79	
	Part Number: (CU includes radiator, shroud, fan(s), wiring, and rad cap)			
	ComboUnit Auto	ComboUnit Manual	Rad. Auto	Rad. Manual
	CU-70021	CU-00021	5-70021	5-00021

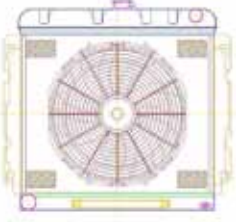
81 St. Regis

	Core Size	Outlets	Rows	Tube
	18.00 X 26.38 X 2.68	TL / BR	2	MaxCool 1.25"
	Notes:		ComboUnit Notes:	
	Small Block Mopar "F" Body All		Twin 11" Fans Total Thickness: 5.17	
	Part Number: (CU includes radiator, shroud, fan(s), wiring, and rad cap)			
	ComboUnit Auto	ComboUnit Manual	Rad. Auto	Rad. Manual
	CU-70033	CU-00033	5-70033	5-00033

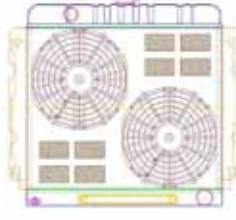
68-69 Super Bee

	Core Size	Outlets	Rows	Tube
	18.00 x 22.00 x 2.68	TL / BL	2	MaxCool 1.25"
	Notes:		ComboUnit Notes:	
	Mopar "B" Body Small Block		Single 16" Fan Total Thickness: 6.14	
	Part Number: (CU includes radiator, shroud, fan(s), wiring, and rad cap)			
	ComboUnit Auto	ComboUnit Manual	Rad. Auto	Rad. Manual
	CU-70161	CU-00161	5-70161	5-00161


68-69 Super Bee

	Core Size	Outlets	Rows	Tube
	18.00 x 22.00 x 2.68	TR / BL	2	MaxCool 1.25"
	Notes:		ComboUnit Notes:	
	Mopar "B" Body Big Block Some B-Body Cars Utilize the 5-00027 Radiator		Single 16" Fan Total Thickness: 6.14	
	Part Number: (CU includes radiator, shroud, fan(s), wiring, and rad cap)			
	ComboUnit Auto	ComboUnit Manual	Rad. Auto	Rad. Manual
	CU-70162	CU-00162	5-70162	5-00162

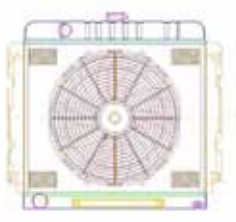
70-71 Super Bee

	Core Size	Outlets	Rows	Tube
	18.00 X 21.88 X 2.68	TL / BR	2	MaxCool 1.25"
	Notes:		ComboUnit Notes:	
	Mopar "B" & "E" Late Model V8 & OEM L6		Twin 10" Fans Total Thickness: 5.83	
	Part Number: (CU includes radiator, shroud, fan(s), wiring, and rad cap)			
	ComboUnit Auto	ComboUnit Manual	Rad. Auto	Rad. Manual
	CU-70043	CU-00043	5-70043	5-00043


70-71 Super Bee

	Core Size	Outlets	Rows	Tube
	18.00 X 21.88 X 2.68	TR / BR	2	MaxCool 1.25"
	Notes:		ComboUnit Notes:	
	Mopar "B" & "E" Body OEM L6		Twin 10" Fans Total Thickness: 5.84	
	Part Number: (CU includes radiator, shroud, fan(s), wiring, and rad cap)			
	ComboUnit Auto	ComboUnit Manual	Rad. Auto	Rad. Manual
	CU-70044	CU-00044	5-70044	5-00044

70-72 Super Bee

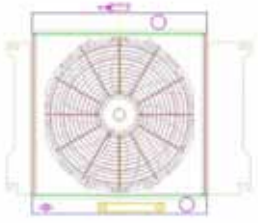
	Core Size	Outlets	Rows	Tube
	18.00 X 21.88 X 2.68	TL / BL	2	MaxCool 1.25"
	Notes:		ComboUnit Notes:	
	Mopar "B" & "E" Body Big Block		Single 16" Fan Total Thickness: 5.83	
	Part Number: (CU includes radiator, shroud, fan(s), wiring, and rad cap)			
	ComboUnit Auto	ComboUnit Manual	Rad. Auto	Rad. Manual
	CU-70028	CU-00028	5-70028	5-00028

70-72 Super Bee


	Core Size	Outlets	Rows	Tube
	18.00 X 21.88 X 2.68	TR / BL	2	MaxCool 1.25"
	Notes:		ComboUnit Notes:	
	Mopar "B" & "E" Small Block		Single 16" Fan Total Thickness: 5.83	
	Part Number: (CU includes radiator, shroud, fan(s), wiring, and rad cap)			
	ComboUnit Auto	ComboUnit Manual	Rad. Auto	Rad. Manual
	CU-70159	CU-00159	5-70159	5-00159

DODGE


70-71 Swinger

	Core Size	Outlets	Rows	Tube
	17.00 X 18.57 X 2.68	TR / BR	2	MaxCool 1.25"
	Notes:		ComboUnit Notes:	
	Mopar "A" Body L6		Single 16" Fan Total Thickness: 5.70	
	Part Number: (CU includes radiator, shroud, fan(s), wiring, and rad cap)			
	ComboUnit Auto	ComboUnit Manual	Rad. Auto	Rad. Manual
	CU-70023	CU-00023	5-70023	5-00023

70-72 Swinger

	Core Size	Outlets	Rows	Tube
	17.00 X 22.00 X 2.68	TR / BR	2	MaxCool 1.25"
	Notes:		ComboUnit Notes:	
	Mopar "A" Body OEM 6 & Rare V8 OEM 6 CYL. Design but will Fit Rare 8 CYL.		Twin 10" Fans Total Thickness: 6.27	
	Part Number: (CU includes radiator, shroud, fan(s), wiring, and rad cap)			
	ComboUnit Auto	ComboUnit Manual	Rad. Auto	Rad. Manual
	CU-70153	CU-00153	5-70153	5-00153

70-72 Swinger


	Core Size	Outlets	Rows	Tube
	17.00 X 22.00 X 2.68	TL / BR	2	MaxCool 1.25"
	Notes:		ComboUnit Notes:	
	Mopar "A" Body OEM Common Small Block V8 Could be Used in GM Motor Swap		Twin 10" Fans Total Thickness: 6.27	
	Part Number: (CU includes radiator, shroud, fan(s), wiring, and rad cap)			
	ComboUnit Auto	ComboUnit Manual	Rad. Auto	Rad. Manual
	CU-70154	CU-00154	5-70154	5-00154

What pressure cap should I run?

Griffin recommends using a premium cap with 14-18 psi for street use and 22-24 psi for racing.


FERRARI

99-05 360 All

	Core Size	Outlets	Rows	Tube
	17.31 X 14.13 X 1.50	Dual Pass	1	1.50"
	Notes:		ComboUnit Notes:	
	Factory Ferrari 360 See Drawing (for Correct Side)			
	Part Number: (CU includes radiator, shroud, fan(s), wiring, and rad cap)			
	ComboUnit Auto	ComboUnit Manual	Rad. Auto	Rad. Manual
				FER-00092

FERRARI

99-05 360 All


	Core Size	Outlets	Rows	Tube
	17.31 X 14.13 X 1.50	Dual Pass	1	1.50"
	Notes:		ComboUnit Notes:	
	Factory Ferrari 360 See Drawing (for Correct Side)			
	Part Number: (CU includes radiator, shroud, fan(s), wiring, and rad cap)			
	ComboUnit Auto	ComboUnit Manual	Rad. Auto	Rad. Manual
			FER-00093	

If I increase the pressure will it cool better?


If the coolant temperature and flow are well controlled it will not offer a significant improvement. Extreme high output engines may benefit from higher pressures.

FORD

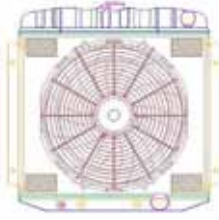
65-66 Custom

	Core Size	Outlets	Rows	Tube
	17.00 X 23.00 X 2.68	TR / BL	2	MaxCool 1.25"
	Notes:		ComboUnit Notes:	
	Big Block Ford Radiator		Twin 10" Fans Total Thickness: 5.68	
	Part Number: (CU includes radiator, shroud, fan(s), wiring, and rad cap)			
	ComboUnit Auto	ComboUnit Manual	Rad. Auto	Rad. Manual
CU-70180	CU-00180	7-70180	7-00180	

65-66 Custom

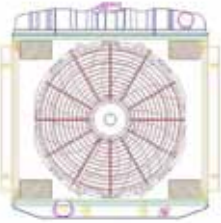
	Core Size	Outlets	Rows	Tube
	17.00 X 20.25 X 2.68	TR / BL	2	MaxCool 1.25"
	Notes:		ComboUnit Notes:	
	Late Model Ford Outlets (EXC. Modular)		Single 16" Fan Total Thickness: 5.89	
	Part Number: (CU includes radiator, shroud, fan(s), wiring, and rad cap)			
	ComboUnit Auto	ComboUnit Manual	Rad. Auto	Rad. Manual
CU-70181	CU-00181	7-70181	7-00181	

67-68 Custom 500

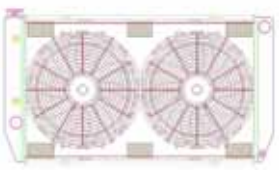
	Core Size	Outlets	Rows	Tube
	17.00 X 20.25 X 2.68	TR / BR	2	MaxCool 1.25"
	Notes:		ComboUnit Notes:	
	Early Small Block Ford		Single 16" Fan Total Thickness: 5.89	
	Part Number: (CU includes radiator, shroud, fan(s), wiring, and rad cap)			
	ComboUnit Auto	ComboUnit Manual	Rad. Auto	Rad. Manual
CU-70133	CU-00133	7-70133	7-00133	

FORD


67-68 Custom 500

	Core Size	Outlets	Rows	Tube
	17.00 X 20.25 X 2.68	TR / BL	2	MaxCool 1.25"
	Notes:		ComboUnit Notes:	
	OEM L6 Ford "Late Model" & OEM Big Block EXC. Modular		Single 16" Fan Total Thickness: 5.89	
	Part Number: (CU includes radiator, shroud, fan(s), wiring, and rad cap)			
	ComboUnit Auto	ComboUnit Manual	Rad. Auto	Rad. Manual
	CU-70134	CU-00134	7-70134	7-00134

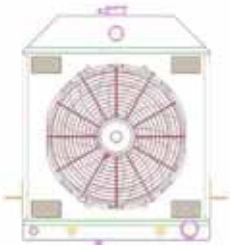
73-76 Custom 500

	Core Size	Outlets	Rows	Tube
	29.50 X 19.11 X 2.68	TR / BL	2	MaxCool 1.25"
	Notes:		ComboUnit Notes:	
	V8 Ford "Late Model" & OEM Big Block EXC. Modular		Twin 14" Fans Total Thickness: 5.54	
	Part Number: (CU includes radiator, shroud, fan(s), wiring, and rad cap)			
	ComboUnit Auto	ComboUnit Manual	Rad. Auto	Rad. Manual
	CU-70130	CU-00130	7-70130	7-00130

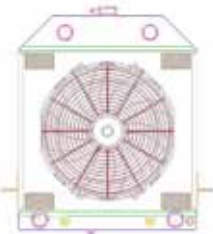
39-40 Deluxe

	Core Size	Outlets	Rows	Tube
	19.00 X 21.00 X 2.68	TR / BL	2	MaxCool 1.25"
	Notes:		ComboUnit Notes:	
	V8 Ford "Late Model" & OEM Big Block EXC. Modular		Single 16" Fan Total Thickness: 5.70	
	Part Number: (CU includes radiator, shroud, fan(s), wiring, and rad cap)			
	ComboUnit Auto	ComboUnit Manual	Rad. Auto	Rad. Manual
	CU-70097	CU-00097	7-70097	7-00097

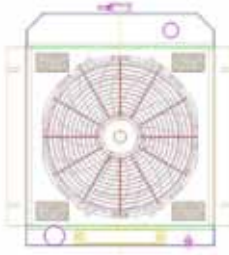
39-40 Deluxe

	Core Size	Outlets	Rows	Tube
	19.00 X 21.00 X 2.68	TC / BR	2	MaxCool 1.25"
	Notes:		ComboUnit Notes:	
	V8 Ford "Late Model" & OEM Big Block EXC. Modular		Single 16" Fan Total Thickness: 5.70	
	Part Number: (CU includes radiator, shroud, fan(s), wiring, and rad cap)			
	ComboUnit Auto	ComboUnit Manual	Rad. Auto	Rad. Manual
	CU-70102	CU-00102	7-70102	7-00102

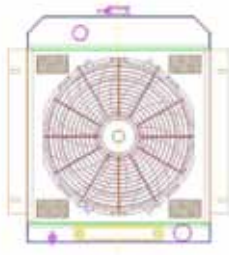
39-40 Deluxe

	Core Size	Outlets	Rows	Tube
	19.00 X 21.00 X 2.68	Flat Head	2	MaxCool 1.25"
	Notes:		ComboUnit Notes:	
	Early Model Flat Head Outlets		Single 16" Fan Total Thickness: 5.70	
	Part Number: (CU includes radiator, shroud, fan(s), wiring, and rad cap)			
	ComboUnit Auto	ComboUnit Manual	Rad. Auto	Rad. Manual
	CU-70163	CU-00163	7-70163	7-00163


54-56 Fairlane

	Core Size	Outlets	Rows	Tube
	18.00 X 19.00 x 2.68	TR / BL	2	MaxCool 1.25"
	Notes:		ComboUnit Notes:	
	Late Model V8 Ford Outlets (EXC Modular) V8 Radiator Support Mount		Single 16" Fan Total Thickness: 6.32	
	Part Number: (CU includes radiator, shroud, fan(s), wiring, and rad cap)			
	ComboUnit Auto	ComboUnit Manual	Rad. Auto	Rad. Manual
	CU-70145	CU-00145	7-70145	7-00145

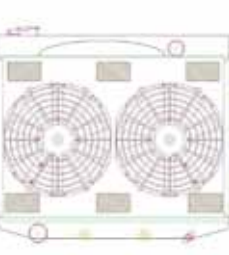
54-56 Fairlane

	Core Size	Outlets	Rows	Tube
	18.00 X 19.00 x 2.68	TL / BR	2	MaxCool 1.25"
	Notes:		ComboUnit Notes:	
	OEM L6 Ford & GM V8 Conversion L6 Radiator Support Mount		Single 16" Fan Total Thickness: 5.70	
	Part Number: (CU includes radiator, shroud, fan(s), wiring, and rad cap)			
	ComboUnit Auto	ComboUnit Manual	Rad. Auto	Rad. Manual
	CU-70146	CU-00146	7-70146	7-00146


57-59 Fairlane

	Core Size	Outlets	Rows	Tube
	18.00 x 24.00 X 2.68	TR / BL	2	MaxCool 1.25"
	Notes:		ComboUnit Notes:	
	V8 Ford "Late Model" & OEM Big Block EXC. Modular		Twin 11" Fans Total Thickness: 7.05	
	Part Number: (CU includes radiator, shroud, fan(s), wiring, and rad cap)			
	ComboUnit Auto	ComboUnit Manual	Rad. Auto	Rad. Manual
	CU-70101	CU-00101	7-70101	7-00101

57-59 Fairlane

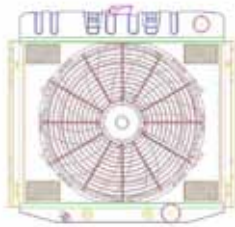
	Core Size	Outlets	Rows	Tube
	16.00 X 22.88 X 2.68	TR / BL	2	MaxCool 1.25"
	Notes:		ComboUnit Notes:	
	V8 Ford "Late Model" & OEM Big Block OEM 6 CYL. Design, (EXC. Modular)		Twin 10" Fans Total Thickness: 5.68	
	Part Number: (CU includes radiator, shroud, fan(s), wiring, and rad cap)			
	ComboUnit Auto	ComboUnit Manual	Rad. Auto	Rad. Manual
	CU-70131	CU-00131	7-70131	7-00131

62-65 Fairlane

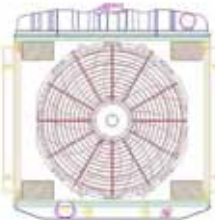
	Core Size	Outlets	Rows	Tube
	16.00 X 20.25 X 2.68	TR / BL	2	MaxCool 1.25"
	Notes:		ComboUnit Notes:	
	V8 Ford "Late Model" & OEM L6 EXC Modular		Single 16" Fan Total Thickness: 5.64	
	Part Number: (CU includes radiator, shroud, fan(s), wiring, and rad cap)			
	ComboUnit Auto	ComboUnit Manual	Rad. Auto	Rad. Manual
	CU-70036	CU-00036	7-70036	7-00036

FORD


62-65 Fairlane

	Core Size	Outlets	Rows	Tube
	16.00 X 20.25 X 2.68	TR / BR	2	MaxCool 1.25"
	Notes:		ComboUnit Notes:	
	Small Block Ford Early EXC Modular		Single 16" Fan Total Thickness: 5.64	
	Part Number: (CU includes radiator, shroud, fan(s), wiring, and rad cap)			
	ComboUnit Auto	ComboUnit Manual	Rad. Auto	Rad. Manual
CU-70037	CU-00037	7-70037	7-00037	


62-69 Fairlane

	Core Size	Outlets	Rows	Tube
	17.00 X 20.25 X 2.68	TR / BL	2	MaxCool 1.25"
	Notes:		ComboUnit Notes:	
	OEM L6 Ford "Late Model" & OEM Big Block EXC. Modular		Single 16" Fan Total Thickness: 5.89	
	Part Number: (CU includes radiator, shroud, fan(s), wiring, and rad cap)			
	ComboUnit Auto	ComboUnit Manual	Rad. Auto	Rad. Manual
CU-70134	CU-00134	7-70134	7-00134	

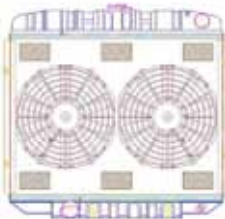
62-69 Fairlane

	Core Size	Outlets	Rows	Tube
	17.00 X 20.25 X 2.68	TR / BL	2	MaxCool 1.25"
	Notes:		ComboUnit Notes:	
	Late Model Ford Outlets (EXC. Modular)		Single 16" Fan Total Thickness: 5.89	
	Part Number: (CU includes radiator, shroud, fan(s), wiring, and rad cap)			
	ComboUnit Auto	ComboUnit Manual	Rad. Auto	Rad. Manual
CU-70181	CU-00181	7-70181	7-00181	

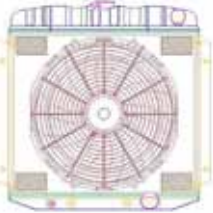
66 Fairlane

	Core Size	Outlets	Rows	Tube
	17.00 X 23.00 X 2.68	TR / BL	2	MaxCool 1.25"
	Notes:		ComboUnit Notes:	
	Big Block Ford Radiator		Twin 10" Fans Total Thickness: 5.68	
	Part Number: (CU includes radiator, shroud, fan(s), wiring, and rad cap)			
	ComboUnit Auto	ComboUnit Manual	Rad. Auto	Rad. Manual
CU-70180	CU-00180	7-70180	7-00180	

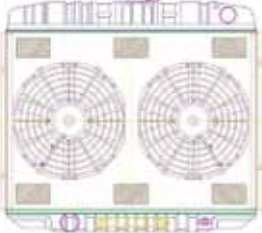
67 Fairlane

	Core Size	Outlets	Rows	Tube
	17.00 X 23.00 X 2.68	TR / BL	2	MaxCool 1.25"
	Notes:		ComboUnit Notes:	
	V8 Ford "Late Model" & OEM Big Block Downflow No Filler, (EXC Modular)		Twin 10" Fans Total Thickness: 5.69	
	Part Number: (CU includes radiator, shroud, fan(s), wiring, and rad cap)			
	ComboUnit Auto	ComboUnit Manual	Rad. Auto	Rad. Manual
CU-70132	CU-00132	7-70132	7-00132	


67-69 Fairlane

	Core Size	Outlets	Rows	Tube
	17.00 X 20.25 X 2.68	TR / BR	2	MaxCool 1.25"
	Notes:		ComboUnit Notes:	
	Early Small Block Ford		Single 16" Fan Total Thickness: 5.89	
	Part Number: (CU includes radiator, shroud, fan(s), wiring, and rad cap)			
	ComboUnit Auto	ComboUnit Manual	Rad. Auto	Rad. Manual
	CU-70133	CU-00133	7-70133	7-00133

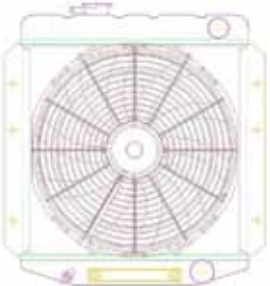
67-69 Fairlane

	Core Size	Outlets	Rows	Tube
	17.00 X 24.00 X 2.68	TR / BL	2	MaxCool 1.25"
	Notes:		ComboUnit Notes:	
	Late Model V8 Ford Outlets (EXC Modular) Special Large Big Block Application		Twin 10" Fans Total Thickness: 5.74	
	Part Number: (CU includes radiator, shroud, fan(s), wiring, and rad cap)			
	ComboUnit Auto	ComboUnit Manual	Rad. Auto	Rad. Manual
	CU-70147	CU-00147	7-70147	7-00147

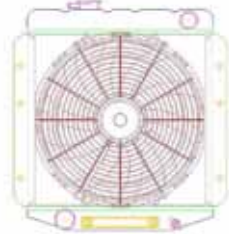
80-83 Fairmont

	Core Size	Outlets	Rows	Tube
	24.50 X 19.11 X 2.68	TR / BL	1	1.50"
	Notes:		ComboUnit Notes:	
	OEM L6 Ford "Late Model" & OEM Big Block EXC. Modular		Twin 11" Fans Total Thickness: 4.62	
	Part Number: (CU includes radiator, shroud, fan(s), wiring, and rad cap)			
	ComboUnit Auto	ComboUnit Manual	Rad. Auto	Rad. Manual
	CU-70150	CU-00150	7-70150	7-00150

63-65 Falcon


	Core Size	Outlets	Rows	Tube
	16.00 X 17.00 X 2.68	TR / BR	2	MaxCool 1.25"
	Notes:		ComboUnit Notes:	
	Small Block Ford "Early" (EXC Modular)		Single 16" Fan Total Thickness: 5.64	
	Part Number: (CU includes radiator, shroud, fan(s), wiring, and rad cap)			
	ComboUnit Auto	ComboUnit Manual	Rad. Auto	Rad. Manual
	CU-70034	CU-00034	7-70034	7-00034

63-65 Falcon

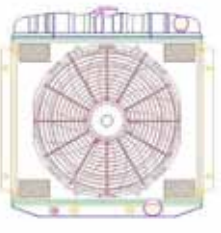
	Core Size	Outlets	Rows	Tube
	16.00 X 17.00 X 2.68	TR / BL	2	MaxCool 1.25"
	Notes:		ComboUnit Notes:	
	V8 Ford "Late Model" & OEM L6 (EXC Modular)		Single 16" Fan Total Thickness: 5.64	
	Part Number: (CU includes radiator, shroud, fan(s), wiring, and rad cap)			
	ComboUnit Auto	ComboUnit Manual	Rad. Auto	Rad. Manual
	CU-70035	CU-00035	7-70035	7-00035

FORD

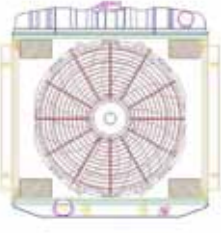
66-69 Falcon

	Core Size	Outlets	Rows	Tube
	17.00 X 22.25 X 2.68	TR / BL	2	MaxCool 1.25"
	Notes:		ComboUnit Notes:	
	Late Model Ford Outlets (EXC Modular) Driver Side Filler		Single 16" Fan Total Thickness: 5.89	
	Part Number: (CU includes radiator, shroud, fan(s), wiring, and rad cap)			
	ComboUnit Auto	ComboUnit Manual	Rad. Auto	Rad. Manual
	CU-70181	CU-00181	7-70181	7-00181


67-70 Falcon

	Core Size	Outlets	Rows	Tube
	17.00 X 20.25 X 2.68	TR / BR	2	MaxCool 1.25"
	Notes:		ComboUnit Notes:	
	Early Small Block Ford		Single 16" Fan Total Thickness: 5.89	
	Part Number: (CU includes radiator, shroud, fan(s), wiring, and rad cap)			
	ComboUnit Auto	ComboUnit Manual	Rad. Auto	Rad. Manual
	CU-70133	CU-00133	7-70133	7-00133


67-70 Falcon

	Core Size	Outlets	Rows	Tube
	17.00 X 20.25 X 2.68	TR / BL	2	MaxCool 1.25"
	Notes:		ComboUnit Notes:	
	OEM L6 Ford "Late Model" & OEM Big Block EXC. Modular		Single 16" Fan Total Thickness: 5.89	
	Part Number: (CU includes radiator, shroud, fan(s), wiring, and rad cap)			
	ComboUnit Auto	ComboUnit Manual	Rad. Auto	Rad. Manual
	CU-70134	CU-00134	7-70134	7-00134

33-34 Ford (Car)

	Core Size	Outlets	Rows	Tube
	22.00 X 17.38 X 2.68	TC / BR	2	MaxCool 1.25"
	Notes:		ComboUnit Notes:	
	GM Early Outlets		Twin 10" Fans Total Thickness: 5.87	
	Part Number: (CU includes radiator, shroud, fan(s), wiring, and rad cap)			
	ComboUnit Auto	ComboUnit Manual	Rad. Auto	Rad. Manual
	CU-70082	CU-00082	7-70082	7-00082

33-34 Ford (Car)

	Core Size	Outlets	Rows	Tube
	22.00 X 17.38 X 2.68	Flat Head	2	MaxCool 1.25"
	Notes:		ComboUnit Notes:	
	Ford Flat Head Early Flat Head 1.75 (4)		Twin 10" Fans Total Thickness: 5.87	
	Part Number: (CU includes radiator, shroud, fan(s), wiring, and rad cap)			
	ComboUnit Auto	ComboUnit Manual	Rad. Auto	Rad. Manual
	CU-70094	CU-00094	7-70094	7-00094

37-38 Ford (Car)

	Core Size	Outlets	Rows	Tube
	23.00 X 15.75 X 2.68	TC / BR	2	MaxCool 1.25"
	Notes:		ComboUnit Notes:	
	GM Early Outlets		Twin 10" Fans Total Thickness: 5.75	
	Part Number: (CU includes radiator, shroud, fan(s), wiring, and rad cap)			
	ComboUnit Auto	ComboUnit Manual	Rad. Auto	Rad. Manual
	CU-70086	CU-00086	7-70086	7-00086

37-38 Ford (Car)

	Core Size	Outlets	Rows	Tube
	23.00 X 15.75 X 2.68	TR / BL	2	MaxCool 1.25"
	Notes:		ComboUnit Notes:	
	V8 Ford "Late Model" & OEM Big Block Hood Rod Bracket (EXC. Modular)		Twin 10" Fans Total Thickness: 5.75	
	Part Number: (CU includes radiator, shroud, fan(s), wiring, and rad cap)			
	ComboUnit Auto	ComboUnit Manual	Rad. Auto	Rad. Manual
	CU-70121	CU-00121	7-70121	7-00121

37-38 Ford (Car)

	Core Size	Outlets	Rows	Tube
	23.00 X 15.75 X 2.68	Flat Head	2	MaxCool 1.25"
	Notes:		ComboUnit Notes:	
	Ford Flat Head Early Flat Head 1.75 (4)		Twin 10" Fans Total Thickness: 5.75	
	Part Number: (CU includes radiator, shroud, fan(s), wiring, and rad cap)			
	ComboUnit Auto	ComboUnit Manual	Rad. Auto	Rad. Manual
	CU-70122	CU-00122	7-70122	7-00122

49-53 Ford (Car)

	Core Size	Outlets	Rows	Tube
	19.00 X 20.13 X 2.68	Flat Head	2	MaxCool 1.25"
	Notes:		ComboUnit Notes:	
	Late Model Flat Head 1.25" Top & 1.75" Bottom		Single 16" Fan Total Thickness: 5.62	
	Part Number: (CU includes radiator, shroud, fan(s), wiring, and rad cap)			
	ComboUnit Auto	ComboUnit Manual	Rad. Auto	Rad. Manual
	CU-70136	CU-00136	7-70136	7-00136

42-48 Ford (V8)

	Core Size	Outlets	Rows	Tube
	19.00 X 20.25 X 2.68	TC / BR	2	MaxCool 1.25"
	Notes:		ComboUnit Notes:	
	Early Model First Gen. GM V8 (Not Factory)		Single 16" Fan Total Thickness: 5.62	
	Part Number: (CU includes radiator, shroud, fan(s), wiring, and rad cap)			
	ComboUnit Auto	ComboUnit Manual	Rad. Auto	Rad. Manual
	CU-70099	CU-00099	7-70099	7-00099

FORD

42-48 Ford (V8)

	Core Size	Outlets	Rows	Tube
	19.00 X 20.25 X 2.68	Flat Head	2	MaxCool 1.25"
	Notes:		ComboUnit Notes:	
	Factory Flat Head OEM Flat Head "Late Model"		Single 16" Fan Total Thickness: 5.62	
	Part Number: (CU includes radiator, shroud, fan(s), wiring, and rad cap)			
	ComboUnit Auto	ComboUnit Manual	Rad. Auto	Rad. Manual
	CU-70178	CU-00178	7-70178	7-00178

39 Ford Standard

	Core Size	Outlets	Rows	Tube
	23.00 X 15.75 X 2.68	TC / BR	2	MaxCool 1.25"
	Notes:		ComboUnit Notes:	
	GM Early Outlets		Twin 10" Fans Total Thickness: 5.75	
	Part Number: (CU includes radiator, shroud, fan(s), wiring, and rad cap)			
	ComboUnit Auto	ComboUnit Manual	Rad. Auto	Rad. Manual
	CU-70086	CU-00086	7-70086	7-00086

39 Ford Standard

	Core Size	Outlets	Rows	Tube
	23.00 X 15.75 X 2.68	TR / BL	2	MaxCool 1.25"
	Notes:		ComboUnit Notes:	
	V8 Ford "Late Model" & OEM Big Block Hood Rod Bracket (EXC. Modular)		Twin 10" Fans Total Thickness: 5.75	
	Part Number: (CU includes radiator, shroud, fan(s), wiring, and rad cap)			
	ComboUnit Auto	ComboUnit Manual	Rad. Auto	Rad. Manual
	CU-70121	CU-00121	7-70121	7-00121


39 Ford Standard

	Core Size	Outlets	Rows	Tube
	23.00 X 15.75 X 2.68	Flat Head	2	MaxCool 1.25"
	Notes:		ComboUnit Notes:	
	Ford Flat Head Early Flat Head 1.75 (4)		Twin 10" Fans Total Thickness: 5.75	
	Part Number: (CU includes radiator, shroud, fan(s), wiring, and rad cap)			
	ComboUnit Auto	ComboUnit Manual	Rad. Auto	Rad. Manual
	CU-70122	CU-00122	7-70122	7-00122

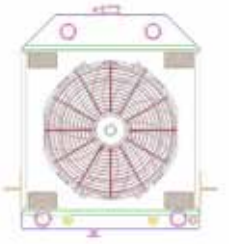
40 Ford Standard

	Core Size	Outlets	Rows	Tube
	19.00 X 21.00 X 2.68	TR / BL	2	MaxCool 1.25"
	Notes:		ComboUnit Notes:	
	V8 Ford "Late Model" & OEM Big Block EXC. Modular		Single 16" Fan Total Thickness: 5.70	
	Part Number: (CU includes radiator, shroud, fan(s), wiring, and rad cap)			
	ComboUnit Auto	ComboUnit Manual	Rad. Auto	Rad. Manual
	CU-70097	CU-00097	7-70097	7-00097


40 Ford Standard

	Core Size	Outlets	Rows	Tube
	19.00 X 21.00 X 2.68	TC / BR	2	MaxCool 1.25"
	Notes:		ComboUnit Notes:	
	V8 Ford "Late Model" & OEM Big Block EXC. Modular		Single 16" Fan Total Thickness: 5.70	
	Part Number: (CU includes radiator, shroud, fan(s), wiring, and rad cap)			
	ComboUnit Auto	ComboUnit Manual	Rad. Auto	Rad. Manual
	CU-70102	CU-00102	7-70102	7-00102


40 Ford Standard

	Core Size	Outlets	Rows	Tube
	19.00 X 21.00 X 2.68	Flat Head	2	MaxCool 1.25"
	Notes:		ComboUnit Notes:	
	Early Model Flat Head Outlets		Single 16" Fan Total Thickness: 5.70	
	Part Number: (CU includes radiator, shroud, fan(s), wiring, and rad cap)			
	ComboUnit Auto	ComboUnit Manual	Rad. Auto	Rad. Manual
	CU-70163	CU-00163	7-70163	7-00163


60-63 Galaxie

	Core Size	Outlets	Rows	Tube
	22.50 X 18.50 X 2.68	TR / BL	2	MaxCool 1.25"
	Notes:		ComboUnit Notes:	
	V8 Ford "All" (EXC Modular)		Twin 10" Fans Total Thickness: 5.68	
	Part Number: (CU includes radiator, shroud, fan(s), wiring, and rad cap)			
	ComboUnit Auto	ComboUnit Manual	Rad. Auto	Rad. Manual
	CU-70040	CU-00040	7-70040	7-00040

63-68 Galaxie

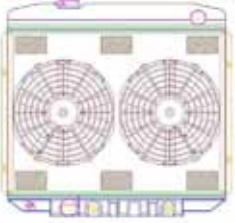
	Core Size	Outlets	Rows	Tube
	17.00 X 20.25 X 2.68	TR / BL	2	MaxCool 1.25"
	Notes:		ComboUnit Notes:	
	Late Model Ford Outlets (EXC. Modular) Drivers Side Filler		Single 16" Fan Total Thickness: 5.89	
	Part Number: (CU includes radiator, shroud, fan(s), wiring, and rad cap)			
	ComboUnit Auto	ComboUnit Manual	Rad. Auto	Rad. Manual
	CU-70181	CU-00181	7-70181	7-00181

64 Galaxie


	Core Size	Outlets	Rows	Tube
	22.50 X 18.50 X 2.68	TR / BL	2	MaxCool 1.25"
	Notes:		ComboUnit Notes:	
	V8 Ford "Late Model" & OEM Big Block (EXC Modular)		Twin 10" Fans Total Thickness: 5.68	
	Part Number: (CU includes radiator, shroud, fan(s), wiring, and rad cap)			
	ComboUnit Auto	ComboUnit Manual	Rad. Auto	Rad. Manual
	CU-70103	CU-00103	7-70103	7-00103

FORD

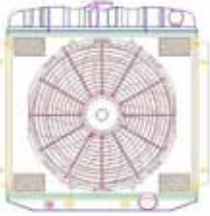
65-66 Galaxie

	Core Size	Outlets	Rows	Tube
	17.00 X 23.00 X 2.68	TR / BL	2	MaxCool 1.25"
	Notes:		ComboUnit Notes:	
	FE Big Block or Late Model V8 (EXC Modular)		Twin 10" Fans Total Thickness: 5.62	
	Part Number: (CU includes radiator, shroud, fan(s), wiring, and rad cap)			
	ComboUnit Auto	ComboUnit Manual	Rad. Auto	Rad. Manual
	CU-70050	CU-00050	7-70050	7-00050

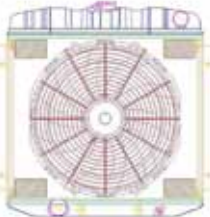
65-66 Galaxie

	Core Size	Outlets	Rows	Tube
	17.00 X 23.00 X 2.68	TR / BL	2	MaxCool 1.25"
	Notes:		ComboUnit Notes:	
	Big Block Ford Radiator Drivers Side Filler		Twin 10" Fans Total Thickness: 5.68	
	Part Number: (CU includes radiator, shroud, fan(s), wiring, and rad cap)			
	ComboUnit Auto	ComboUnit Manual	Rad. Auto	Rad. Manual
	CU-70180	CU-00180	7-70180	7-00180

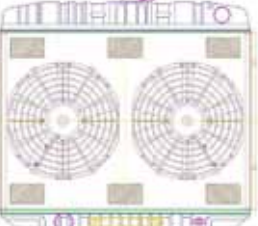
67-68 Galaxie

	Core Size	Outlets	Rows	Tube
	17.00 X 20.25 X 2.68	TR / BR	2	MaxCool 1.25"
	Notes:		ComboUnit Notes:	
	Early Small Block Ford		Single 16" Fan Total Thickness: 5.89	
	Part Number: (CU includes radiator, shroud, fan(s), wiring, and rad cap)			
	ComboUnit Auto	ComboUnit Manual	Rad. Auto	Rad. Manual
	CU-70133	CU-00133	7-70133	7-00133

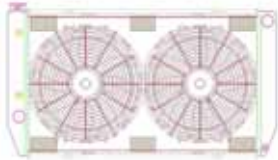
67-68 Galaxie

	Core Size	Outlets	Rows	Tube
	17.00 X 20.25 X 2.68	TR / BL	2	MaxCool 1.25"
	Notes:		ComboUnit Notes:	
	OEM L6 Ford "Late Model" & OEM Big Block EXC. Modular		Single 16" Fan Total Thickness: 5.89	
	Part Number: (CU includes radiator, shroud, fan(s), wiring, and rad cap)			
	ComboUnit Auto	ComboUnit Manual	Rad. Auto	Rad. Manual
	CU-70134	CU-00134	7-70134	7-00134

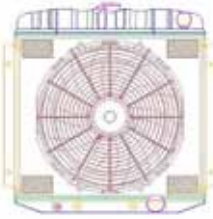
67-69 Galaxie

	Core Size	Outlets	Rows	Tube
	17.00 X 24.00 X 2.68	TR / BL	2	MaxCool 1.25"
	Notes:		ComboUnit Notes:	
	Late Model V8 Ford Outlets (EXC Modular) Special Large Big Block Application		Twin 10" Fans Total Thickness: 5.74	
	Part Number: (CU includes radiator, shroud, fan(s), wiring, and rad cap)			
	ComboUnit Auto	ComboUnit Manual	Rad. Auto	Rad. Manual
	CU-70147	CU-00147	7-70147	7-00147

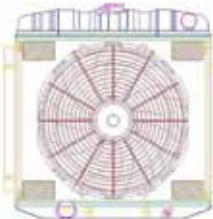
73-74 Galaxie

	Core Size	Outlets	Rows	Tube
	29.50 X 19.11 X 2.68	TR / BL	2	MaxCool 1.25"
	Notes:		ComboUnit Notes:	
	V8 Ford "Late Model" & OEM Big Block EXC. Modular		Twin 14" Fans Total Thickness: 5.54	
	Part Number: (CU includes radiator, shroud, fan(s), wiring, and rad cap)			
	ComboUnit Auto	ComboUnit Manual	Rad. Auto	Rad. Manual
	CU-70130	CU-00130	7-70130	7-00130

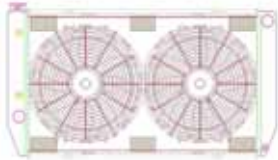
67-68 Galaxie 500

	Core Size	Outlets	Rows	Tube
	17.00 X 20.25 X 2.68	TR / BR	2	MaxCool 1.25"
	Notes:		ComboUnit Notes:	
	Early Small Block Ford		Single 16" Fan Total Thickness: 5.89	
	Part Number: (CU includes radiator, shroud, fan(s), wiring, and rad cap)			
	ComboUnit Auto	ComboUnit Manual	Rad. Auto	Rad. Manual
	CU-70133	CU-00133	7-70133	7-00133


67-68 Galaxie 500

	Core Size	Outlets	Rows	Tube
	17.00 X 20.25 X 2.68	TR / BL	2	MaxCool 1.25"
	Notes:		ComboUnit Notes:	
	OEM L6 Ford "Late Model" & OEM Big Block EXC. Modular		Single 16" Fan Total Thickness: 5.89	
	Part Number: (CU includes radiator, shroud, fan(s), wiring, and rad cap)			
	ComboUnit Auto	ComboUnit Manual	Rad. Auto	Rad. Manual
	CU-70134	CU-00134	7-70134	7-00134

73-74 Galaxie 500


	Core Size	Outlets	Rows	Tube
	29.50 X 19.11 X 2.68	TR / BL	2	MaxCool 1.25"
	Notes:		ComboUnit Notes:	
	V8 Ford "Late Model" & OEM Big Block EXC. Modular		Twin 14" Fans Total Thickness: 5.54	
	Part Number: (CU includes radiator, shroud, fan(s), wiring, and rad cap)			
	ComboUnit Auto	ComboUnit Manual	Rad. Auto	Rad. Manual
	CU-70130	CU-00130	7-70130	7-00130

81-82 Granada

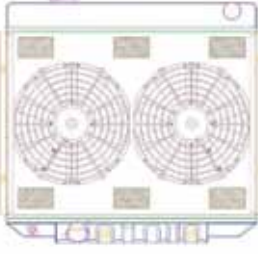
	Core Size	Outlets	Rows	Tube
	24.50 X 19.11 X 2.68	TR / BL	1	1.50"
	Notes:		ComboUnit Notes:	
	OEM L6 Ford "Late Model" & OEM Big Block EXC. Modular		Twin 11" Fans Total Thickness: 4.62	
	Part Number: (CU includes radiator, shroud, fan(s), wiring, and rad cap)			
	ComboUnit Auto	ComboUnit Manual	Rad. Auto	Rad. Manual
	CU-70150	CU-00150	7-70150	7-00150

FORD

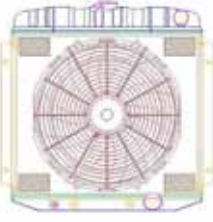
63-68 LTD

	Core Size	Outlets	Rows	Tube
	17.00 X 20.25 X 2.68	TR / BL	2	MaxCool 1.25"
	Notes:		ComboUnit Notes:	
	Late Model Ford Outlets (EXC. Modular)		Single 16" Fan Total Thickness: 5.89	
	Part Number: (CU includes radiator, shroud, fan(s), wiring, and rad cap)			
	ComboUnit Auto	ComboUnit Manual	Rad. Auto	Rad. Manual
	CU-70181	CU-00181	7-70181	7-00181

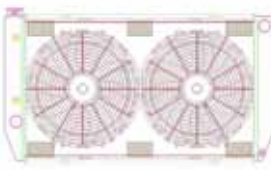
65-66 LTD

	Core Size	Outlets	Rows	Tube
	17.00 X 23.00 X 2.68	TR / BL	2	MaxCool 1.25"
	Notes:		ComboUnit Notes:	
	Big Block Ford Radiator		Twin 10" Fans Total Thickness: 5.68	
	Part Number: (CU includes radiator, shroud, fan(s), wiring, and rad cap)			
	ComboUnit Auto	ComboUnit Manual	Rad. Auto	Rad. Manual
	CU-70180	CU-00180	7-70180	7-00180


67-68 LTD

	Core Size	Outlets	Rows	Tube
	17.00 X 20.25 X 2.68	TR / BR	2	MaxCool 1.25"
	Notes:		ComboUnit Notes:	
	Early Small Block Ford		Single 16" Fan Total Thickness: 5.89	
	Part Number: (CU includes radiator, shroud, fan(s), wiring, and rad cap)			
	ComboUnit Auto	ComboUnit Manual	Rad. Auto	Rad. Manual
	CU-70133	CU-00133	7-70133	7-00133


73-78 LTD

	Core Size	Outlets	Rows	Tube
	29.50 X 19.11 X 2.68	TR / BL	2	MaxCool 1.25"
	Notes:		ComboUnit Notes:	
	V8 Ford "Late Model" & OEM Big Block EXC. Modular		Twin 14" Fans Total Thickness: 5.54	
	Part Number: (CU includes radiator, shroud, fan(s), wiring, and rad cap)			
	ComboUnit Auto	ComboUnit Manual	Rad. Auto	Rad. Manual
	CU-70130	CU-00130	7-70130	7-00130

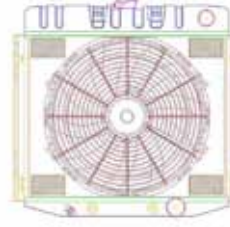
83-86 LTD

	Core Size	Outlets	Rows	Tube
	24.50 X 19.11 X 2.68	TR / BL	1	1.50"
	Notes:		ComboUnit Notes:	
	OEM L6 Ford "Late Model" & OEM Big Block EXC. Modular		Twin 11" Fans Total Thickness: 4.62	
	Part Number: (CU includes radiator, shroud, fan(s), wiring, and rad cap)			
	ComboUnit Auto	ComboUnit Manual	Rad. Auto	Rad. Manual
	CU-70150	CU-00150	7-70150	7-00150


70-73 Maverick

	Core Size	Outlets	Rows	Tube
	16.00 X 20.25 X 2.68	TR / BL	2	MaxCool 1.25"
	Notes:		ComboUnit Notes:	
	V8 Ford "Late Model" & OEM L6 EXC Modular		Single 16" Fan Total Thickness: 5.64	
	Part Number: (CU includes radiator, shroud, fan(s), wiring, and rad cap)			
	ComboUnit Auto	ComboUnit Manual	Rad. Auto	Rad. Manual
	CU-70036	CU-00036	7-70036	7-00036


70-73 Maverick

	Core Size	Outlets	Rows	Tube
	16.00 X 20.25 X 2.68	TR / BR	2	MaxCool 1.25"
	Notes:		ComboUnit Notes:	
	Small Block Ford Early EXC Modular		Single 16" Fan Total Thickness: 5.64	
	Part Number: (CU includes radiator, shroud, fan(s), wiring, and rad cap)			
	ComboUnit Auto	ComboUnit Manual	Rad. Auto	Rad. Manual
	CU-70037	CU-00037	7-70037	7-00037

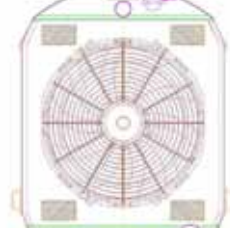
71-77 Maverick

	Core Size	Outlets	Rows	Tube
	15.00 X 20.25 X 2.68	TR / BL	2	MaxCool 1.25"
	Notes:		ComboUnit Notes:	
	Ford V8 "Late Model" & OEM Big Block (EXC Modular)		Single 14" Fan Total Thickness: 5.70	
	Part Number: (CU includes radiator, shroud, fan(s), wiring, and rad cap)			
	ComboUnit Auto	ComboUnit Manual	Rad. Auto	Rad. Manual
	CU-70149	CU-00149	7-70149	7-00149

28-29 Model A


	Core Size	Outlets	Rows	Tube
	20.00 X 20.00 X 2.68	Flat Head	2	MaxCool 1.25"
	Notes:		ComboUnit Notes:	
	Ford Flat Head Early Flat Head 1.75 (4)		Single 16" Fan Total Thickness: 5.70	
	Part Number: (CU includes radiator, shroud, fan(s), wiring, and rad cap)			
	ComboUnit Auto	ComboUnit Manual	Rad. Auto	Rad. Manual
	CU-70077	CU-00077	7-70077	7-00077

28-29 Model A


	Core Size	Outlets	Rows	Tube
	20.00 X 20.00 X 2.68	TC / BR	2	MaxCool 1.25"
	Notes:		ComboUnit Notes:	
	GM Early Outlets Hood Rod Bracket		Single 16" Fan Total Thickness: 5.70	
	Part Number: (CU includes radiator, shroud, fan(s), wiring, and rad cap)			
	ComboUnit Auto	ComboUnit Manual	Rad. Auto	Rad. Manual
	CU-70078	CU-00078	7-70078	7-00078

FORD


28-29 Model A

	Core Size	Outlets	Rows	Tube
	20.00 X 20.00 X 2.68	TC / BR	2	MaxCool 1.25"
	Notes:		ComboUnit Notes:	
	GM Early Outlets No Options		Single 16" Fan Total Thickness: 5.70	
	Part Number: (CU includes radiator, shroud, fan(s), wiring, and rad cap)			
	ComboUnit Auto	ComboUnit Manual	Rad. Auto	Rad. Manual
	CU-70116	CU-00116	7-70116	7-00116

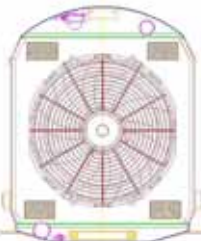
28-29 Model A

	Core Size	Outlets	Rows	Tube
	20.00 X 20.00 X 2.68	TC / BR	2	MaxCool 1.25"
	Notes:		ComboUnit Notes:	
	GM Early Outlets Dummy Neck		Single 16" Fan Total Thickness: 5.70	
	Part Number: (CU includes radiator, shroud, fan(s), wiring, and rad cap)			
	ComboUnit Auto	ComboUnit Manual	Rad. Auto	Rad. Manual
	CU-70117	CU-00117	7-70117	7-00117

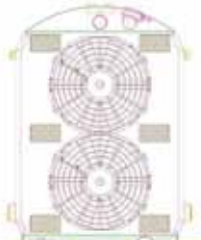
28-29 Model A

	Core Size	Outlets	Rows	Tube
	20.00 X 20.00 X 2.68	TC / BR	2	MaxCool 1.25"
	Notes:		ComboUnit Notes:	
	GM Early Outlets Hood Rod & Dummy Neck		Single 16" Fan Total Thickness: 5.70	
	Part Number: (CU includes radiator, shroud, fan(s), wiring, and rad cap)			
	ComboUnit Auto	ComboUnit Manual	Rad. Auto	Rad. Manual
	CU-70118	CU-00118	7-70118	7-00118

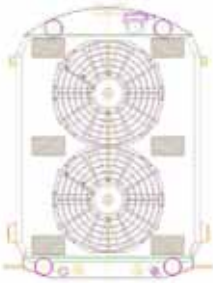
28-29 Model A

	Core Size	Outlets	Rows	Tube
	20.00 X 20.00 X 2.68	TR / BL	2	MaxCool 1.25"
	Notes:		ComboUnit Notes:	
	V8 Ford "Late Model" & OEM Big Block Hood Rod Bracket (EXC Modular)		Single 16" Fan Total Thickness: 5.70	
	Part Number: (CU includes radiator, shroud, fan(s), wiring, and rad cap)			
	ComboUnit Auto	ComboUnit Manual	Rad. Auto	Rad. Manual
	CU-70119	CU-00119	7-70119	7-00119

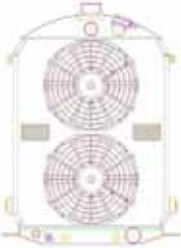
30-31 Model A

	Core Size	Outlets	Rows	Tube
	22.50 X 18.50 X 2.68	TC / BR	2	MaxCool 1.25"
	Notes:		ComboUnit Notes:	
	GM Early Outlets		Twin 10" Fans Total Thickness: 5.68	
	Part Number: (CU includes radiator, shroud, fan(s), wiring, and rad cap)			
	ComboUnit Auto	ComboUnit Manual	Rad. Auto	Rad. Manual
	CU-70084	CU-00084	7-70084	7-00084

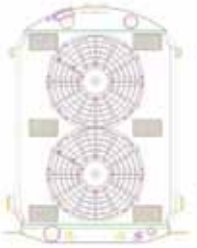
30-31 Model A

	Core Size	Outlets	Rows	Tube
	22.50 X 18.50 X 2.68	Flat Head	2	MaxCool 1.25"
	Notes:		ComboUnit Notes:	
	Ford Flat Head Early Flat Head 1.75 (4)		Twin 10" Fans Total Thickness: 5.68	
	Part Number: (CU includes radiator, shroud, fan(s), wiring, and rad cap)			
	ComboUnit Auto	ComboUnit Manual	Rad. Auto	Rad. Manual
	CU-70085	CU-00085	7-70085	7-00085


30-31 Model A

	Core Size	Outlets	Rows	Tube
	22.50 X 18.50 X 2.68	TC / BR	2	MaxCool 1.25"
	Notes:		ComboUnit Notes:	
	GM Early Outlets Hood Rod Bracket & Dummy Neck		Twin 10" Fans Total Thickness: 5.68	
	Part Number: (CU includes radiator, shroud, fan(s), wiring, and rad cap)			
	ComboUnit Auto	ComboUnit Manual	Rad. Auto	Rad. Manual
	CU-70104	CU-00104	7-70104	7-00104

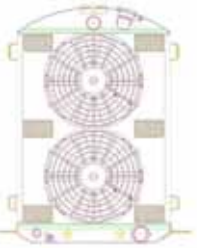
30-31 Model A

	Core Size	Outlets	Rows	Tube
	22.50 X 18.50 X 2.68	TR / BL	2	MaxCool 1.25"
	Notes:		ComboUnit Notes:	
	V8 Ford "Late Model" & OEM Big Block Hood Rod Bracket (EXC Modular)		Twin 10" Fans Total Thickness: 5.68	
	Part Number: (CU includes radiator, shroud, fan(s), wiring, and rad cap)			
	ComboUnit Auto	ComboUnit Manual	Rad. Auto	Rad. Manual
	CU-70120	CU-00120	7-70120	7-00120

32 Model B

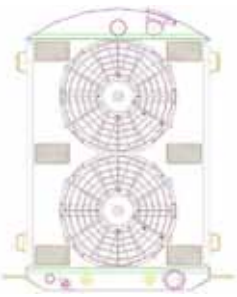
	Core Size	Outlets	Rows	Tube
	22.00 X 17.38 X 2.68	Flat Head	2	MaxCool 1.25"
	Notes:		ComboUnit Notes:	
	Ford Flat Head Early Flat Head 1.75 (4)		Twin 10" Fans Total Thickness: 5.62	
	Part Number: (CU includes radiator, shroud, fan(s), wiring, and rad cap)			
	ComboUnit Auto	ComboUnit Manual	Rad. Auto	Rad. Manual
	CU-70083	CU-00083	7-70083	7-00083

32 Model B

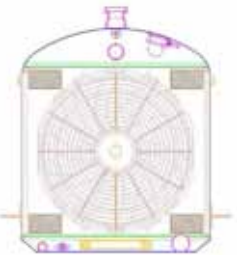
	Core Size	Outlets	Rows	Tube
	22.00 X 17.38 X 2.68	TC / BR	2	MaxCool 1.25"
	Notes:		ComboUnit Notes:	
	GM Early Outlets Hood Rod Bracket		Twin 10" Fans Total Thickness: 6.62	
	Part Number: (CU includes radiator, shroud, fan(s), wiring, and rad cap)			
	ComboUnit Auto	ComboUnit Manual	Rad. Auto	Rad. Manual
	CU-70088	CU-00088	7-70088	7-00088

FORD

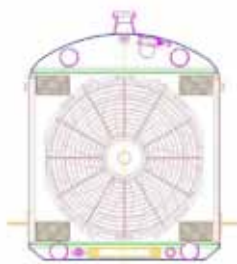
32 Model B

	Core Size	Outlets	Rows	Tube
	22.00 X 17.38 X 2.68	TC / BR	2	MaxCool 1.25"
	Notes:		ComboUnit Notes:	
	GM Early Options No Options		Twin 10" Fans Total Thickness: 6.62	
	Part Number: (CU includes radiator, shroud, fan(s), wiring, and rad cap)			
	ComboUnit Auto	ComboUnit Manual	Rad. Auto	Rad. Manual
	CU-70142	CU-00142	7-70142	7-00142


27 Model T

	Core Size	Outlets	Rows	Tube
	17.00 X 19.00 X 2.68	TC / BR	2	MaxCool 1.25"
	Notes:		ComboUnit Notes:	
	Early Chevy Outlets		Single 16" Fans Total Thickness: 5.70	
	Part Number: (CU includes radiator, shroud, fan(s), wiring, and rad cap)			
	ComboUnit Auto	ComboUnit Manual	Rad. Auto	Rad. Manual
	CU-70127	CU-00127	7-70127	7-00127


27 Model T

	Core Size	Outlets	Rows	Tube
	17.00 X 19.00 X 2.68	Flat Head	2	MaxCool 1.25"
	Notes:		ComboUnit Notes:	
	Ford Flat Head Early Ford Flat Head 1.75 (4)		Single 16" Fan Total Thickness: 5.70	
	Part Number: (CU includes radiator, shroud, fan(s), wiring, and rad cap)			
	ComboUnit Auto	ComboUnit Manual	Rad. Auto	Rad. Manual
	CU-70128	CU-00128	7-70128	7-00128

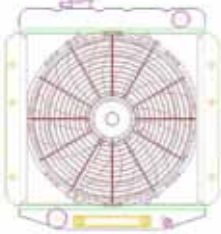
27 Model T

	Core Size	Outlets	Rows	Tube
	17.00 X 19.00 X 2.68	TR / BL	2	MaxCool 1.25"
	Notes:		ComboUnit Notes:	
	V8 Ford "Late Model" & OEM Big Block EXC Modular		Single 16" Fan Total Thickness: 5.70	
	Part Number: (CU includes radiator, shroud, fan(s), wiring, and rad cap)			
	ComboUnit Auto	ComboUnit Manual	Rad. Auto	Rad. Manual
	CU-70129	CU-00129	7-70129	7-00129

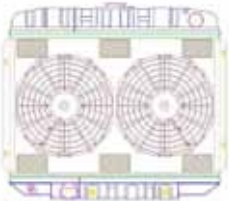
65-66 Mustang

	Core Size	Outlets	Rows	Tube
	16.00 X 17.00 X 2.68	TR / BR	2	MaxCool 1.25"
	Notes:		ComboUnit Notes:	
	Small Block Ford "Early" (EXC Modular)		Single 16" Fan Total Thickness: 5.64	
	Part Number: (CU includes radiator, shroud, fan(s), wiring, and rad cap)			
	ComboUnit Auto	ComboUnit Manual	Rad. Auto	Rad. Manual
	CU-70034	CU-00034	7-70034	7-00034


65-66 Mustang

	Core Size	Outlets	Rows	Tube
	16.00 X 17.00 X 2.68	TR / BL	2	MaxCool 1.25"
	Notes:		ComboUnit Notes:	
	V8 Ford "Late Model" & OEM L6 (EXC Modular)		Single 16" Fan Total Thickness: 5.64	
	Part Number: (CU includes radiator, shroud, fan(s), wiring, and rad cap)			
	ComboUnit Auto	ComboUnit Manual	Rad. Auto	Rad. Manual
	CU-70035	CU-00035	7-70035	7-00035


67 Mustang

	Core Size	Outlets	Rows	Tube
	15.00 X 23.00 X 2.68	TR / BL	2	MaxCool 1.25"
	Notes:		ComboUnit Notes:	
	V8 Ford "Late Model" & OEM Big Block EXC Modular		Twin 10" Fans Total Thickness: 5.74	
	Part Number: (CU includes radiator, shroud, fan(s), wiring, and rad cap)			
	ComboUnit Auto	ComboUnit Manual	Rad. Auto	Rad. Manual
	CU-70042	CU-00042	7-70042	7-00042

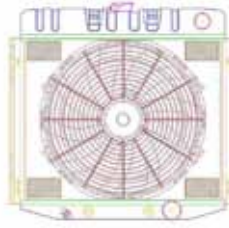
67-68 Mustang

	Core Size	Outlets	Rows	Tube
	16.00 X 23.00 X 2.68	TR / BL	2	MaxCool 1.25"
	Notes:		ComboUnit Notes:	
	V8 Ford "Late Model" & OEM Big Block EXC Modular		Single 16" Fan Total Thickness: 5.70	
	Part Number: (CU includes radiator, shroud, fan(s), wiring, and rad cap)			
	ComboUnit Auto	ComboUnit Manual	Rad. Auto	Rad. Manual
	CU-70113	CU-00113	7-70133	7-00113

67-70 Mustang


	Core Size	Outlets	Rows	Tube
	16.00 X 20.25 X 2.68	TR / BL	2	MaxCool 1.25"
	Notes:		ComboUnit Notes:	
	V8 Ford "Late Model" & OEM L6 EXC Modular		Single 16" Fan Total Thickness: 5.64	
	Part Number: (CU includes radiator, shroud, fan(s), wiring, and rad cap)			
	ComboUnit Auto	ComboUnit Manual	Rad. Auto	Rad. Manual
	CU-70036	CU-00036	7-70036	7-00036

67-70 Mustang

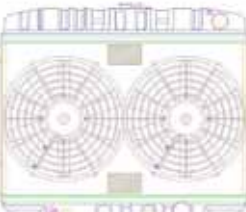
	Core Size	Outlets	Rows	Tube
	16.00 X 20.25 X 2.68	TR / BR	2	MaxCool 1.25"
	Notes:		ComboUnit Notes:	
	Small Block Ford Early EXC Modular		Single 16" Fan Total Thickness: 5.64	
	Part Number: (CU includes radiator, shroud, fan(s), wiring, and rad cap)			
	ComboUnit Auto	ComboUnit Manual	Rad. Auto	Rad. Manual
	CU-70037	CU-00037	7-70037	7-00037

FORD


68-70 Mustang

	Core Size	Outlets	Rows	Tube
	15.00 X 24.00 X 2.68	TR / BL	2	MaxCool 1.25"
	Notes:		ComboUnit Notes:	
	V8 Ford "Late Model" & OEM Big Block EXC Modular		Twin 11" Fans Total Thickness: 5.75	
	Part Number: (CU includes radiator, shroud, fan(s), wiring, and rad cap)			
	ComboUnit Auto	ComboUnit Manual	Rad. Auto	Rad. Manual
	CU-70039	CU-00039	7-70039	7-00039

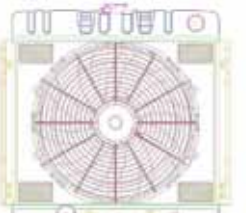
68-70 Mustang

	Core Size	Outlets	Rows	Tube
	15.00 X 24.00 X 2.68	TR / BR	2	MaxCool 1.25"
	Notes:		ComboUnit Notes:	
	V8 Ford "Late Model" & OEM Big Block EXC Modular		Twin 11 Fans Total Thickness: 5.74	
	Part Number: (CU includes radiator, shroud, fan(s), wiring, and rad cap)			
	ComboUnit Auto	ComboUnit Manual	Rad. Auto	Rad. Manual
	CU-70164	CU-00164	7-70164	7-00164


79-93 Mustang

	Core Size	Outlets	Rows	Tube
	24.50 X 19.11 X 2.68	TR / BL	1	1.50"
	Notes:		ComboUnit Notes:	
	OEM L6 Ford "Late Model" & OEM Big Block EXC. Modular		Twin 11" Fans Total Thickness: 4.62	
	Part Number: (CU includes radiator, shroud, fan(s), wiring, and rad cap)			
	ComboUnit Auto	ComboUnit Manual	Rad. Auto	Rad. Manual
	CU-70150	CU-00150	7-70150	7-00150

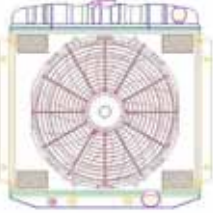
73 Pinto

	Core Size	Outlets	Rows	Tube
	16.00 X 20.25 X 2.68	TR / BL	2	MaxCool 1.25"
	Notes:		ComboUnit Notes:	
	V8 Ford "Late Model" & OEM L6 EXC Modular		Single 16" Fan Total Thickness: 5.64	
	Part Number: (CU includes radiator, shroud, fan(s), wiring, and rad cap)			
	ComboUnit Auto	ComboUnit Manual	Rad. Auto	Rad. Manual
	CU-70036	CU-00036	7-70036	7-00036

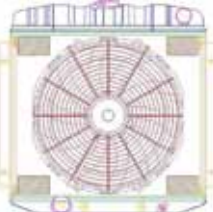
73 Pinto

	Core Size	Outlets	Rows	Tube
	16.00 X 20.25 X 2.68	TR / BR	2	MaxCool 1.25"
	Notes:		ComboUnit Notes:	
	Small Block Ford Early EXC Modular		Single 16" Fan Total Thickness: 5.64	
	Part Number: (CU includes radiator, shroud, fan(s), wiring, and rad cap)			
	ComboUnit Auto	ComboUnit Manual	Rad. Auto	Rad. Manual
	CU-70037	CU-00037	7-70037	7-00037

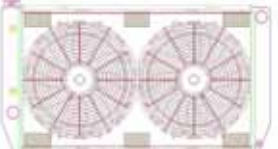
67-68 Ranch Wagon

	Core Size	Outlets	Rows	Tube
	17.00 X 20.25 X 2.68	TR / BR	2	MaxCool 1.25"
	Notes:		ComboUnit Notes:	
	Early Small Block Ford		Single 16" Fan Total Thickness: 5.89	
	Part Number: (CU includes radiator, shroud, fan(s), wiring, and rad cap)			
	ComboUnit Auto	ComboUnit Manual	Rad. Auto	Rad. Manual
	CU-70133	CU-00133	7-70133	7-00133


67-68 Ranch Wagon

	Core Size	Outlets	Rows	Tube
	17.00 X 20.25 X 2.68	TR / BL	2	MaxCool 1.25"
	Notes:		ComboUnit Notes:	
	OEM L6 Ford "Late Model" & OEM Big Block EXC. Modular		Single 16" Fan Total Thickness: 5.89	
	Part Number: (CU includes radiator, shroud, fan(s), wiring, and rad cap)			
	ComboUnit Auto	ComboUnit Manual	Rad. Auto	Rad. Manual
	CU-70134	CU-00134	7-70134	7-00134


73-74 Ranch Wagon

	Core Size	Outlets	Rows	Tube
	29.50 X 19.11 X 2.68	TR / BL	2	MaxCool 1.25"
	Notes:		ComboUnit Notes:	
	V8 Ford "Late Model" & OEM Big Block EXC. Modular		Twin 14" Fans Total Thickness: 5.54	
	Part Number: (CU includes radiator, shroud, fan(s), wiring, and rad cap)			
	ComboUnit Auto	ComboUnit Manual	Rad. Auto	Rad. Manual
	CU-70130	CU-00130	7-70130	7-00130

66-69 Ranchero

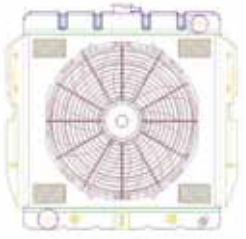
	Core Size	Outlets	Rows	Tube
	17.00 X 20.25 X 2.68	TR / BL	2	MaxCool 1.25"
	Notes:		ComboUnit Notes:	
	Late Model Ford Outlets (EXC. Modular)		Single 16" Fan Total Thickness: 5.89	
	Part Number: (CU includes radiator, shroud, fan(s), wiring, and rad cap)			
	ComboUnit Auto	ComboUnit Manual	Rad. Auto	Rad. Manual
	CU-70181	CU-00181	7-70181	7-00181

67-69 Ranchero

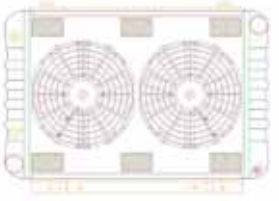
	Core Size	Outlets	Rows	Tube
	17.00 X 24.00 X 2.68	TR / BL	2	MaxCool 1.25"
	Notes:		ComboUnit Notes:	
	Late Model V8 Ford Outlets (EXC Modular) Special Large Big Block Application		Twin 10" Fans Total Thickness: 5.74	
	Part Number: (CU includes radiator, shroud, fan(s), wiring, and rad cap)			
	ComboUnit Auto	ComboUnit Manual	Rad. Auto	Rad. Manual
	CU-70147	CU-00147	7-70147	7-00147

FORD


55-57 T-Bird

	Core Size	Outlets	Rows	Tube
	18.00 X 20.25 X 2.68	TR / BL	2	MaxCool 1.25"
	Notes:		ComboUnit Notes:	
	V8 Ford Early Model		Single 16" Fan Total Thickness: 5.70	
	Part Number: (CU includes radiator, shroud, fan(s), wiring, and rad cap)			
	ComboUnit Auto	ComboUnit Manual	Rad. Auto	Rad. Manual
	CU-70124	CU-00124	7-70124	7-00124


66 Thunderbird

	Core Size	Outlets	Rows	Tube
	22.50 X 17.50 X 2.68	TR / BL	2	MaxCool 1.25"
	Notes:		ComboUnit Notes:	
	V8 Ford "Late Model" & OEM Big Block Crossflow, No filler (EXC Modular)		Twin 10" fans Total Thickness: 5.62	
	Part Number: (CU includes radiator, shroud, fan(s), wiring, and rad cap)			
	ComboUnit Auto	ComboUnit Manual	Rad. Auto	Rad. Manual
	CU-70135	CU-00135	7-70135	7-00135

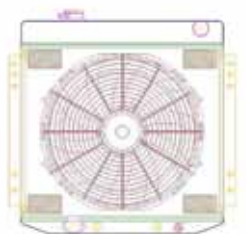
80-88 Thunderbird

	Core Size	Outlets	Rows	Tube
	24.50 X 19.11 X 2.68	TR / BL	1	1.50"
	Notes:		ComboUnit Notes:	
	OEM L6 Ford "Late Model" & OEM Big Block EXC. Modular		Twin 11" Fans Total Thickness: 4.62	
	Part Number: (CU includes radiator, shroud, fan(s), wiring, and rad cap)			
	ComboUnit Auto	ComboUnit Manual	Rad. Auto	Rad. Manual
	CU-70150	CU-00150	7-70150	7-00150

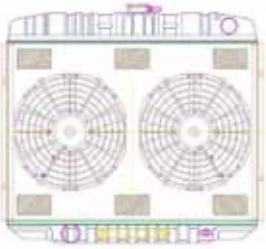
64 Thunderbolt

	Core Size	Outlets	Rows	Tube
	22.50 X 18.50 X 2.68	TR / BL	2	MaxCool 1.25"
	Notes:		ComboUnit Notes:	
	V8 Ford "Late Model" & OEM Big Block (EXC Modular)		Twin 10" Fans Total Thickness: 5.68	
	Part Number: (CU includes radiator, shroud, fan(s), wiring, and rad cap)			
	ComboUnit Auto	ComboUnit Manual	Rad. Auto	Rad. Manual
	CU-70103	CU-00103	7-70103	7-00103

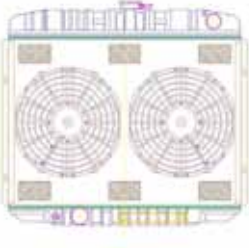
62-69 Torino

	Core Size	Outlets	Rows	Tube
	17.00 X 20.25 X 2.68	TR / BL	2	MaxCool 1.25"
	Notes:		ComboUnit Notes:	
	Late Model Ford Outlets (EXC. Modular)		Single 16" Fan Total Thickness: 5.89	
	Part Number: (CU includes radiator, shroud, fan(s), wiring, and rad cap)			
	ComboUnit Auto	ComboUnit Manual	Rad. Auto	Rad. Manual
	CU-70181	CU-00181	7-70181	7-00181


67-69 Torino

	Core Size	Outlets	Rows	Tube
	17.00 X 24.00 X 2.68	TR / BL	2	MaxCool 1.25"
	Notes:		ComboUnit Notes:	
	Late Model V8 Ford Outlets (EXC Modular) Special Large Big Block Application		Twin 10" Fans Total Thickness: 5.74	
	Part Number: (CU includes radiator, shroud, fan(s), wiring, and rad cap)			
	ComboUnit Auto	ComboUnit Manual	Rad. Auto	Rad. Manual
	CU-70147	CU-00147	7-70147	7-00147

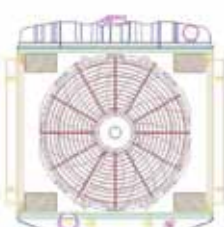
68 Torino

	Core Size	Outlets	Rows	Tube
	17.00 X 23.75 X 2.68	TR / BL	2	MaxCool 1.25"
	Notes:		ComboUnit Notes:	
	V8 Ford "Late Model" & OEM Big Block EXC Modular		Twin 10" Fans Total Thickness: 5.74	
	Part Number: (CU includes radiator, shroud, fan(s), wiring, and rad cap)			
	ComboUnit Auto	ComboUnit Manual	Rad. Auto	Rad. Manual
	CU-70114	CU-00114	7-70114	7-00114

68-69 Torino

	Core Size	Outlets	Rows	Tube
	17.00 X 20.25 X 2.68	TR / BR	2	MaxCool 1.25"
	Notes:		ComboUnit Notes:	
	Early Small Block Ford		Single 16" Fan Total Thickness: 5.89	
	Part Number: (CU includes radiator, shroud, fan(s), wiring, and rad cap)			
	ComboUnit Auto	ComboUnit Manual	Rad. Auto	Rad. Manual
	CU-70133	CU-00133	7-70133	7-00133

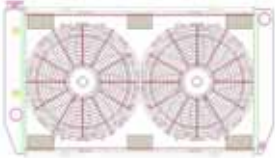
68-69 Torino

	Core Size	Outlets	Rows	Tube
	17.00 X 20.25 X 2.68	TR / BL	2	MaxCool 1.25"
	Notes:		ComboUnit Notes:	
	OEM L6 Ford "Late Model" & OEM Big Block EXC. Modular		Single 16" Fan Total Thickness: 5.89	
	Part Number: (CU includes radiator, shroud, fan(s), wiring, and rad cap)			
	ComboUnit Auto	ComboUnit Manual	Rad. Auto	Rad. Manual
	CU-70134	CU-00134	7-70134	7-00134


Does an internal transmission cooler work better than an external transcooler?
Both work fine if properly sized and properly installed.

LINCOLN

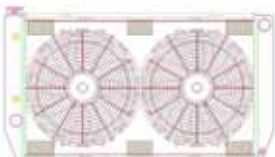
74-79 Continental

	Core Size	Outlets	Rows	Tube
	29.50 X 19.11 X 2.68	TR / BL	2	MaxCool 1.25"
	Notes:		ComboUnit Notes:	
	V8 Ford "Late Model" & OEM Big Block EXC. Modular		Twin 14" Fans Total Thickness: 5.54	
	Part Number: (CU includes radiator, shroud, fan(s), wiring, and rad cap)			
	ComboUnit Auto	ComboUnit Manual	Rad. Auto	Rad. Manual
	CU-70130	CU-00130	7-70130	7-00130


82-88 Continental

	Core Size	Outlets	Rows	Tube
	24.50 X 19.11 X 2.68	TR / BL	1	1.50"
	Notes:		ComboUnit Notes:	
	OEM L6 Ford "Late Model" & OEM Big Block EXC. Modular		Twin 11" Fans Total Thickness: 4.62	
	Part Number: (CU includes radiator, shroud, fan(s), wiring, and rad cap)			
	ComboUnit Auto	ComboUnit Manual	Rad. Auto	Rad. Manual
	CU-70150	CU-00150	7-70150	7-00150

78-79 Mark V

	Core Size	Outlets	Rows	Tube
	29.50 X 19.11 X 2.68	TR / BL	2	MaxCool 1.25"
	Notes:		ComboUnit Notes:	
	V8 Ford "Late Model" & OEM Big Block EXC. Modular		Twin 14" Fans Total Thickness: 5.54	
	Part Number: (CU includes radiator, shroud, fan(s), wiring, and rad cap)			
	ComboUnit Auto	ComboUnit Manual	Rad. Auto	Rad. Manual
	CU-70130	CU-00130	7-70130	7-00130


84-92 Mark VII

	Core Size	Outlets	Rows	Tube
	24.50 X 19.11 X 2.68	TR / BL	1	1.50"
	Notes:		ComboUnit Notes:	
	OEM L6 Ford "Late Model" & OEM Big Block EXC. Modular		Twin 11" Fans Total Thickness: 4.62	
	Part Number: (CU includes radiator, shroud, fan(s), wiring, and rad cap)			
	ComboUnit Auto	ComboUnit Manual	Rad. Auto	Rad. Manual
	CU-70150	CU-00150	7-70150	7-00150


Should I be using any kind of additive in the water to protect my aluminum radiator?

Griffin recommends a coolant that contains an aluminum protective additive.

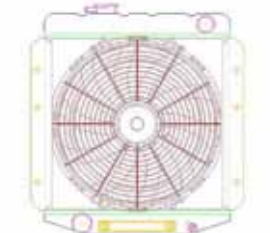
80-86 Capri

	Core Size	Outlets	Rows	Tube
	24.50 X 19.11 X 2.68	TR / BL	1	1.50"
	Notes:		ComboUnit Notes:	
	OEM L6 Ford "Late Model" & OEM Big Block EXC. Modular		Twin 11" Fans Total Thickness: 4.62	
	Part Number: (CU includes radiator, shroud, fan(s), wiring, and rad cap)			
	ComboUnit Auto	ComboUnit Manual	Rad. Auto	Rad. Manual
	CU-70150	CU-00150	7-70150	7-00150

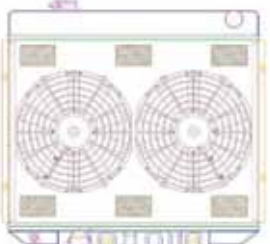
63-65 Comet

	Core Size	Outlets	Rows	Tube
	16.00 X 17.00 X 2.68	TR / BR	2	MaxCool 1.25"
	Notes:		ComboUnit Notes:	
	Small Block Ford "Early" (EXC Modular)		Single 16" Fan Total Thickness: 5.64	
	Part Number: (CU includes radiator, shroud, fan(s), wiring, and rad cap)			
	ComboUnit Auto	ComboUnit Manual	Rad. Auto	Rad. Manual
	CU-70034	CU-00034	7-70034	7-00034


63-65 Comet

	Core Size	Outlets	Rows	Tube
	16.00 X 17.00 X 2.68	TR / BL	2	MaxCool 1.25"
	Notes:		ComboUnit Notes:	
	V8 Ford "Late Model" & OEM L6 (EXC Modular)		Single 16" Fan Total Thickness: 5.64	
	Part Number: (CU includes radiator, shroud, fan(s), wiring, and rad cap)			
	ComboUnit Auto	ComboUnit Manual	Rad. Auto	Rad. Manual
	CU-70035	CU-00035	7-70035	7-00035

66 Comet

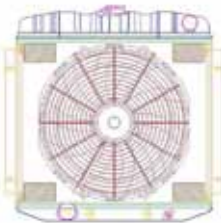
	Core Size	Outlets	Rows	Tube
	17.00 X 23.00 X 2.68	TR / BL	2	MaxCool 1.25"
	Notes:		ComboUnit Notes:	
	Big Block Ford Radiator		Twin 10" Fans Total Thickness: 5.68	
	Part Number: (CU includes radiator, shroud, fan(s), wiring, and rad cap)			
	ComboUnit Auto	ComboUnit Manual	Rad. Auto	Rad. Manual
	CU-70180	CU-00180	7-70180	7-00180

66-69 Comet

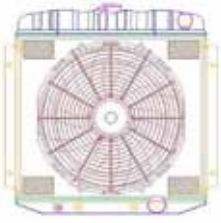
	Core Size	Outlets	Rows	Tube
	17.00 X 20.25 X 2.68	TR / BL	2	MaxCool 1.25"
	Notes:		ComboUnit Notes:	
	Late Model Ford Outlets (EXC. Modular)		Single 16" Fan Total Thickness: 5.89	
	Part Number: (CU includes radiator, shroud, fan(s), wiring, and rad cap)			
	ComboUnit Auto	ComboUnit Manual	Rad. Auto	Rad. Manual
	CU-70181	CU-00181	7-70181	7-00181

MERCURY

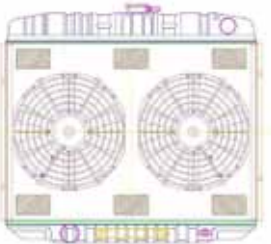
67-68 Comet

	Core Size	Outlets	Rows	Tube
	17.00 X 20.25 X 2.68	TR / BL	2	MaxCool 1.25"
	Notes:		ComboUnit Notes:	
	OEM L6 Ford "Late Model" & OEM Big Block EXC. Modular		Single 16" Fan Total Thickness: 5.89	
	Part Number: (CU includes radiator, shroud, fan(s), wiring, and rad cap)			
	ComboUnit Auto	ComboUnit Manual	Rad. Auto	Rad. Manual
	CU-70134	CU-00134	7-70134	7-00134


67-69 Comet

	Core Size	Outlets	Rows	Tube
	17.00 X 20.25 X 2.68	TR / BR	2	MaxCool 1.25"
	Notes:		ComboUnit Notes:	
	Early Small Block Ford		Single 16" Fan Total Thickness: 5.89	
	Part Number: (CU includes radiator, shroud, fan(s), wiring, and rad cap)			
	ComboUnit Auto	ComboUnit Manual	Rad. Auto	Rad. Manual
	CU-70133	CU-00133	7-70133	7-00133

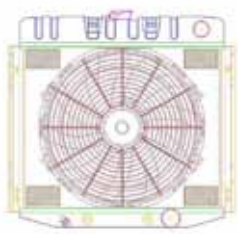
67-69 Comet

	Core Size	Outlets	Rows	Tube
	17.00 X 24.00 X 2.68	TR / BL	2	MaxCool 1.25"
	Notes:		ComboUnit Notes:	
	Late Model V8 Ford Outlets (EXC Modular) Special Large Big Block Application		Twin 10" Fans Total Thickness: 5.74	
	Part Number: (CU includes radiator, shroud, fan(s), wiring, and rad cap)			
	ComboUnit Auto	ComboUnit Manual	Rad. Auto	Rad. Manual
	CU-70147	CU-00147	7-70147	7-00147

71-73 Comet

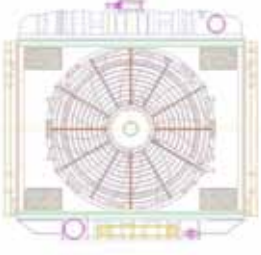
	Core Size	Outlets	Rows	Tube
	16.00 X 20.25 X 2.68	TR / BL	2	MaxCool 1.25"
	Notes:		ComboUnit Notes:	
	V8 Ford "Late Model" & OEM L6 EXC Modular		Single 16" Fan Total Thickness: 5.64	
	Part Number: (CU includes radiator, shroud, fan(s), wiring, and rad cap)			
	ComboUnit Auto	ComboUnit Manual	Rad. Auto	Rad. Manual
	CU-70036	CU-00036	7-70036	7-00036

71-73 Comet

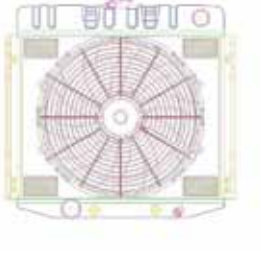
	Core Size	Outlets	Rows	Tube
	16.00 X 20.25 X 2.68	TR / BR	2	MaxCool 1.25"
	Notes:		ComboUnit Notes:	
	Small Block Ford Early EXC Modular		Single 16" Fan Total Thickness: 5.64	
	Part Number: (CU includes radiator, shroud, fan(s), wiring, and rad cap)			
	ComboUnit Auto	ComboUnit Manual	Rad. Auto	Rad. Manual
	CU-70037	CU-00037	7-70037	7-00037

MERCURY

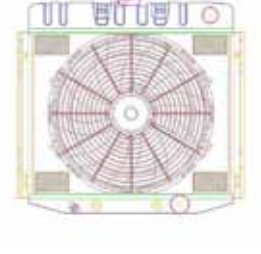
71-77 Comet

	Core Size	Outlets	Rows	Tube
	15.00 X 20.25 X 2.68	TR / BL	2	MaxCool 1.25"
	Notes:		ComboUnit Notes:	
	Ford V8 "Late Model" & OEM Big Block (EXC Modular)		Single 14" Fan Total Thickness: 5.70	
	Part Number: (CU includes radiator, shroud, fan(s), wiring, and rad cap)			
	ComboUnit Auto	ComboUnit Manual	Rad. Auto	Rad. Manual
	CU-70149	CU-00149	7-70149	7-00149


67-70 Cougar

	Core Size	Outlets	Rows	Tube
	16.00 X 20.25 X 2.68	TR / BL	2	MaxCool 1.25"
	Notes:		ComboUnit Notes:	
	V8 Ford "Late Model" & OEM L6 EXC Modular		Single 16" Fan Total Thickness: 5.64	
	Part Number: (CU includes radiator, shroud, fan(s), wiring, and rad cap)			
	ComboUnit Auto	ComboUnit Manual	Rad. Auto	Rad. Manual
	CU-70036	CU-00036	7-70036	7-00036

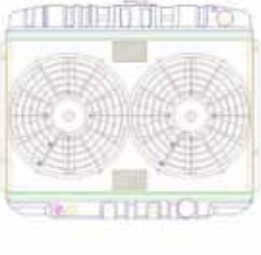
67-70 Cougar

	Core Size	Outlets	Rows	Tube
	16.00 X 20.25 X 2.68	TR / BR	2	MaxCool 1.25"
	Notes:		ComboUnit Notes:	
	Small Block Ford Early EXC Modular		Single 16" Fan Total Thickness: 5.64	
	Part Number: (CU includes radiator, shroud, fan(s), wiring, and rad cap)			
	ComboUnit Auto	ComboUnit Manual	Rad. Auto	Rad. Manual
	CU-70037	CU-00037	7-70037	7-00037

68-70 Cougar

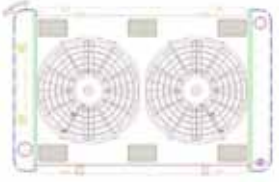
	Core Size	Outlets	Rows	Tube
	15.00 X 24.00 X 2.68	TR / BL	2	MaxCool 1.25"
	Notes:		ComboUnit Notes:	
	V8 Ford "Late Model" & OEM Big Block EXC Modular		Twin 11" Fans Total Thickness: 5.75	
	Part Number: (CU includes radiator, shroud, fan(s), wiring, and rad cap)			
	ComboUnit Auto	ComboUnit Manual	Rad. Auto	Rad. Manual
	CU-70039	CU-00039	7-70039	7-00039

68-70 Cougar

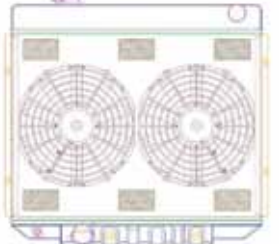
	Core Size	Outlets	Rows	Tube
	15.00 X 24.00 X 2.68	TR / BR	2	MaxCool 1.25"
	Notes:		ComboUnit Notes:	
	V8 Ford "Late Model" & OEM Big Block EXC Modular		Twin 11 Fans Total Thickness: 5.74	
	Part Number: (CU includes radiator, shroud, fan(s), wiring, and rad cap)			
	ComboUnit Auto	ComboUnit Manual	Rad. Auto	Rad. Manual
	CU-70164	CU-00164	7-70164	7-00164

MERCURY


80-88 Cougar

	Core Size	Outlets	Rows	Tube
	24.50 X 19.11 X 2.68	TR / BL	1	1.50"
	Notes:		ComboUnit Notes:	
	OEM L6 Ford "Late Model" & OEM Big Block EXC. Modular		Twin 11" Fans Total Thickness: 4.62	
	Part Number: (CU includes radiator, shroud, fan(s), wiring, and rad cap)			
	ComboUnit Auto	ComboUnit Manual	Rad. Auto	Rad. Manual
	CU-70150	CU-00150	7-70150	7-00150


66 Cyclone

	Core Size	Outlets	Rows	Tube
	17.00 X 23.00 X 2.68	TR / BL	2	MaxCool 1.25"
	Notes:		ComboUnit Notes:	
	Big Block Ford Radiator Drivers Side Filler		Twin 10" Fans Total Thickness: 5.68	
	Part Number: (CU includes radiator, shroud, fan(s), wiring, and rad cap)			
	ComboUnit Auto	ComboUnit Manual	Rad. Auto	Rad. Manual
	CU-70180	CU-00180	7-70180	7-00180


66-69 Cyclone

	Core Size	Outlets	Rows	Tube
	17.00 X 20.25 X 2.68	TR / BL	2	MaxCool 1.25"
	Notes:		ComboUnit Notes:	
	Late Model Ford Outlets (EXC. Modular) Drivers Side Filler		Single 16" Fan Total Thickness: 5.89	
	Part Number: (CU includes radiator, shroud, fan(s), wiring, and rad cap)			
	ComboUnit Auto	ComboUnit Manual	Rad. Auto	Rad. Manual
	CU-70181	CU-00181	7-70181	7-00181

83-86 Marquis

	Core Size	Outlets	Rows	Tube
	24.50 X 19.11 X 2.68	TR / BL	1	1.50"
	Notes:		ComboUnit Notes:	
	OEM L6 Ford "Late Model" & OEM Big Block EXC. Modular		Twin 11" Fans Total Thickness: 4.62	
	Part Number: (CU includes radiator, shroud, fan(s), wiring, and rad cap)			
	ComboUnit Auto	ComboUnit Manual	Rad. Auto	Rad. Manual
	CU-70150	CU-00150	7-70150	7-00150

39-40 Mercury (Car)

	Core Size	Outlets	Rows	Tube
	19.00 X 21.00 X 2.68	TR / BL	2	MaxCool 1.25"
	Notes:		ComboUnit Notes:	
	V8 Ford "Late Model" & OEM Big Block EXC. Modular		Single 16" Fan Total Thickness: 5.70	
	Part Number: (CU includes radiator, shroud, fan(s), wiring, and rad cap)			
	ComboUnit Auto	ComboUnit Manual	Rad. Auto	Rad. Manual
	CU-70097	CU-00097	7-70097	7-00097

MERCURY

39-40 Mercury (Car)

	Core Size	Outlets	Rows	Tube
	19.00 X 21.00 X 2.68	TC / BR	2	MaxCool 1.25"
	Notes:		ComboUnit Notes:	
	V8 Ford "Late Model" & OEM Big Block EXC. Modular		Single 16" Fan Total Thickness: 5.70	
	Part Number: (CU includes radiator, shroud, fan(s), wiring, and rad cap)			
	ComboUnit Auto	ComboUnit Manual	Rad. Auto	Rad. Manual
	CU-70102	CU-00102	7-70102	7-00102

39-40 Mercury (Car)

	Core Size	Outlets	Rows	Tube
	19.00 X 21.00 X 2.68	Flat Head	2	MaxCool 1.25"
	Notes:		ComboUnit Notes:	
	Early Model Flat Head Outlets		Single 16" Fan Total Thickness: 5.70	
	Part Number: (CU includes radiator, shroud, fan(s), wiring, and rad cap)			
	ComboUnit Auto	ComboUnit Manual	Rad. Auto	Rad. Manual
	CU-70163	CU-00163	7-70163	7-00163

49-53 Mercury (Car)

	Core Size	Outlets	Rows	Tube
	19.00 X 20.13 X 2.68	Flat Head	2	MaxCool 1.25"
	Notes:		ComboUnit Notes:	
	Late Model Flat Head 1.25" Top & 1.75" Bottom		Single 16" Fan Total Thickness: 5.62	
	Part Number: (CU includes radiator, shroud, fan(s), wiring, and rad cap)			
	ComboUnit Auto	ComboUnit Manual	Rad. Auto	Rad. Manual
	CU-70136	CU-00136	7-70136	7-00136

42-48 Mercury (V8)


	Core Size	Outlets	Rows	Tube
	19.00 X 20.25 X 2.68	TC / BR	2	MaxCool 1.25"
	Notes:		ComboUnit Notes:	
	Early Model First Gen. GM V8 (Not Factory)		Single 16" Fan Total Thickness: 5.62	
	Part Number: (CU includes radiator, shroud, fan(s), wiring, and rad cap)			
	ComboUnit Auto	ComboUnit Manual	Rad. Auto	Rad. Manual
	CU-70099	CU-00099	7-70099	7-00099

42-48 Mercury (V8)


	Core Size	Outlets	Rows	Tube
	19.00 X 20.25 X 2.68	Flat Head	2	MaxCool 1.25"
	Notes:		ComboUnit Notes:	
	Factory Flat Head OEM Flat Head "Late Model"		Single 16" Fan Total Thickness: 5.62	
	Part Number: (CU includes radiator, shroud, fan(s), wiring, and rad cap)			
	ComboUnit Auto	ComboUnit Manual	Rad. Auto	Rad. Manual
	CU-70178	CU-00178	7-70178	7-00178

MERCURY

66 Torino

	Core Size	Outlets	Rows	Tube
	17.00 X 23.00 X 2.68	TR / BL	2	MaxCool 1.25"
	Notes:		ComboUnit Notes:	
	Big Block Ford Radiator		Twin 10" Fans Total Thickness: 5.68	
	Part Number: (CU includes radiator, shroud, fan(s), wiring, and rad cap)			
	ComboUnit Auto	ComboUnit Manual	Rad. Auto	Rad. Manual
	CU-70180	CU-00180	7-70180	7-00180

80-83 Zephyr


	Core Size	Outlets	Rows	Tube
	24.50 X 19.11 X 2.68	TR / BL	1	1.50"
	Notes:		ComboUnit Notes:	
	OEM L6 Ford "Late Model" & OEM Big Block EXC. Modular		Twin 11" Fans Total Thickness: 4.62	
	Part Number: (CU includes radiator, shroud, fan(s), wiring, and rad cap)			
	ComboUnit Auto	ComboUnit Manual	Rad. Auto	Rad. Manual
	CU-70150	CU-00150	7-70150	7-00150

WHAT IS ELECTROLYSIS?

Electrolysis is the result of electricity flowing through your cooling system and causing an electrochemical charge across the aluminum. This results in rapid corrosion and severe damage to the components in your cooling system including discoloration, pitting, flaking, and pinholes. Most common in late model vehicles, hot rods and street rods, electrolysis will usually occur if there is a defective or missing ground on one of the numerous potential electrical sources.

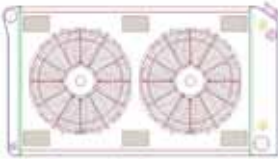
MITSUBISHI

88-89 Starion

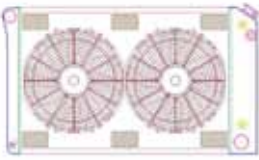
	Core Size	Outlets	Rows	Tube
	15.75 X 25.76 X 1.50	TL / BR	1	1.50"
	Notes:		ComboUnit Notes:	
	Factory Mitsubishi Inlet / Outlet			
	Part Number: (CU includes radiator, shroud, fan(s), wiring, and rad cap)			
	ComboUnit Auto	ComboUnit Manual	Rad. Auto	Rad. Manual
			MIT-70098	MIT-00098

OLDSMOBILE

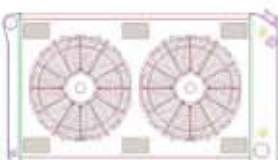
85-88 442

	Core Size	Outlets	Rows	Tube
	28.38 X 18.53 X 2.68	TL / BR	2	MaxCool 1.25"
	Notes:		ComboUnit Notes:	
	GM "A" & "G" Body + Some Models May Require 1.75" Lower Hose		Twin 12" Fans Total Thickness: 5.52"	
	Part Number: (CU includes radiator, shroud, fan(s), wiring, and rad cap)			
	ComboUnit Auto	ComboUnit Manual	Rad. Auto	Rad. Manual
CU-70006	CU-00006	6-70006	6-00006	

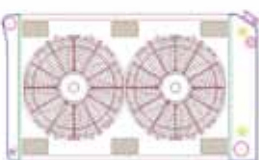
85-88 442

	Core Size	Outlets	Rows	Tube
	26.38 X 18.53 X 2.68	TL / BR	2	MaxCool 1.25"
	Notes:		ComboUnit Notes:	
	GM "A" & "G" Body + Some Models May Require 1.75" Lower Hose		Twin 12" Fans Total Thickness: 5.58"	
	Part Number: (CU includes radiator, shroud, fan(s), wiring, and rad cap)			
	ComboUnit Auto	ComboUnit Manual	Rad. Auto	Rad. Manual
CU-70007	CU-00007	6-70007	6-00007	

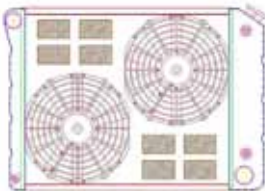
71-90 Custom Cruiser

	Core Size	Outlets	Rows	Tube
	28.38 X 18.53 X 2.68	TL / BR	2	MaxCool 1.25"
	Notes:		ComboUnit Notes:	
	GM "A" & "G" Body + Some Models May Require 1.75" Lower Hose		Twin 12" Fans Total Thickness: 5.52"	
	Part Number: (CU includes radiator, shroud, fan(s), wiring, and rad cap)			
	ComboUnit Auto	ComboUnit Manual	Rad. Auto	Rad. Manual
CU-70006	CU-00006	6-70006	6-00006	

71-90 Custom Cruiser

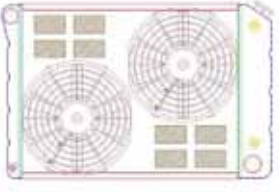
	Core Size	Outlets	Rows	Tube
	26.38 X 18.53 X 2.68	TL / BR	2	MaxCool 1.25"
	Notes:		ComboUnit Notes:	
	GM "A" & "G" Body + Some Models May Require 1.75" Lower Hose		Twin 12" Fans Total Thickness: 5.58"	
	Part Number: (CU includes radiator, shroud, fan(s), wiring, and rad cap)			
	ComboUnit Auto	ComboUnit Manual	Rad. Auto	Rad. Manual
CU-70007	CU-00007	6-70007	6-00007	

65-72 Cutlass

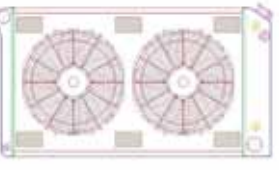
	Core Size	Outlets	Rows	Tube
	20.75 X 18.63 X 2.68	TL / BR	2	MaxCool 1.25"
	Notes:		ComboUnit Notes:	
	GM OUTLETS Small GM V8 and 6 cylinder		Twin 10" Fans Total Thickness: 5.52"	
	Part Number: (CU includes radiator, shroud, fan(s), wiring, and rad cap)			
	ComboUnit Auto	ComboUnit Manual	Rad. Auto	Rad. Manual
CU-70186	CU-00186	6-70186	6-00186	

OLDSMOBILE

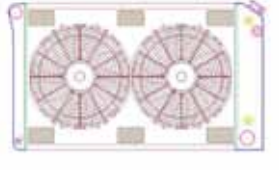
65-72 Cutlass

	Core Size	Outlets	Rows	Tube
	20.75 X 18.63 X 2.68	TL / BR	2	MaxCool 1.25"
	Notes:		ComboUnit Notes:	
	GM OUTLETS GM V8 RADIATOR		Twin 10" Fans Total Thickness: 5.52"	
	Part Number: (CU includes radiator, shroud, fan(s), wiring, and rad cap)			
	ComboUnit Auto	ComboUnit Manual	Rad. Auto	Rad. Manual
	CU-70187	CU-00187	6-70187	6-00187

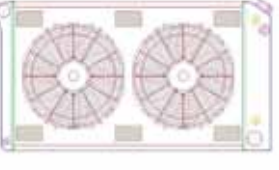
66-81 Cutlass

	Core Size	Outlets	Rows	Tube
	28.38 X 18.53 X 2.68	TL / BR	2	MaxCool 1.25"
	Notes:		ComboUnit Notes:	
	GM "A" & "G" Body + Some Models May Require 1.75" Lower Hose		Twin 12" Fans Total Thickness: 5.52"	
	Part Number: (CU includes radiator, shroud, fan(s), wiring, and rad cap)			
	ComboUnit Auto	ComboUnit Manual	Rad. Auto	Rad. Manual
	CU-70006	CU-00006	6-70006	6-00006

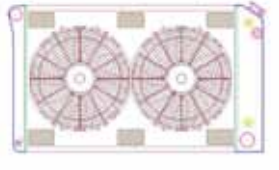
66-81 Cutlass

	Core Size	Outlets	Rows	Tube
	26.38 X 18.53 X 2.68	TL / BR	2	MaxCool 1.25"
	Notes:		ComboUnit Notes:	
	GM "A" & "G" Body + Some Models May Require 1.75" Lower Hose		Twin 12" Fans Total Thickness: 5.58"	
	Part Number: (CU includes radiator, shroud, fan(s), wiring, and rad cap)			
	ComboUnit Auto	ComboUnit Manual	Rad. Auto	Rad. Manual
	CU-70007	CU-00007	6-70007	6-00007

82-88 Cutlass Supreme

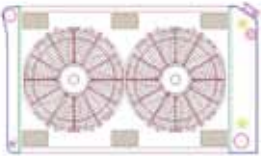
	Core Size	Outlets	Rows	Tube
	28.38 X 18.53 X 2.68	TL / BR	2	MaxCool 1.25"
	Notes:		ComboUnit Notes:	
	GM "A" & "G" Body + Some Models May Require 1.75" Lower Hose		Twin 12" Fans Total Thickness: 5.52"	
	Part Number: (CU includes radiator, shroud, fan(s), wiring, and rad cap)			
	ComboUnit Auto	ComboUnit Manual	Rad. Auto	Rad. Manual
	CU-70006	CU-00006	6-70006	6-00006

82-88 Cutlass Supreme

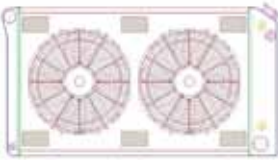
	Core Size	Outlets	Rows	Tube
	26.38 X 18.53 X 2.68	TL / BR	2	MaxCool 1.25"
	Notes:		ComboUnit Notes:	
	GM "A" & "G" Body + Some Models May Require 1.75" Lower Hose		Twin 12" Fans Total Thickness: 5.58"	
	Part Number: (CU includes radiator, shroud, fan(s), wiring, and rad cap)			
	ComboUnit Auto	ComboUnit Manual	Rad. Auto	Rad. Manual
	CU-70007	CU-00007	6-70007	6-00007

OLDSMOBILE

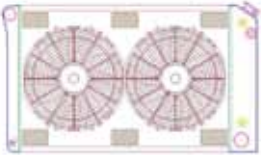
65-85 Delta 88

	Core Size	Outlets	Rows	Tube
	26.38 X 18.53 X 2.68	TL / BR	2	MaxCool 1.25"
	Notes:		ComboUnit Notes:	
	GM "A" & "G" Body + Some Models May Require 1.75" Lower Hose		Twin 12" Fans Total Thickness: 5.58"	
	Part Number: (CU includes radiator, shroud, fan(s), wiring, and rad cap)			
	ComboUnit Auto	ComboUnit Manual	Rad. Auto	Rad. Manual
	CU-70007	CU-00007	6-70007	6-00007

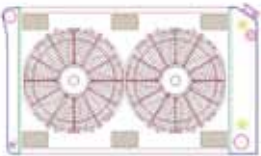
83-84 Hurst Olds

	Core Size	Outlets	Rows	Tube
	28.38 X 18.53 X 2.68	TL / BR	2	MaxCool 1.25"
	Notes:		ComboUnit Notes:	
	GM "A" & "G" Body + Some Models May Require 1.75" Lower Hose		Twin 12" Fans Total Thickness: 5.52"	
	Part Number: (CU includes radiator, shroud, fan(s), wiring, and rad cap)			
	ComboUnit Auto	ComboUnit Manual	Rad. Auto	Rad. Manual
	CU-70006	CU-00006	6-70006	6-00006

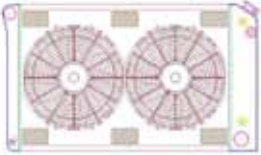
83-84 Hurst Olds

	Core Size	Outlets	Rows	Tube
	26.38 X 18.53 X 2.68	TL / BR	2	MaxCool 1.25"
	Notes:		ComboUnit Notes:	
	GM "A" & "G" Body + Some Models May Require 1.75" Lower Hose		Twin 12" Fans Total Thickness: 5.58"	
	Part Number: (CU includes radiator, shroud, fan(s), wiring, and rad cap)			
	ComboUnit Auto	ComboUnit Manual	Rad. Auto	Rad. Manual
	CU-70007	CU-00007	6-70007	6-00007

65-85 Ninety Eight

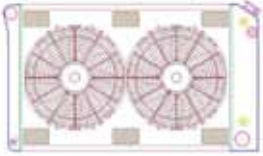
	Core Size	Outlets	Rows	Tube
	26.38 X 18.53 X 2.68	TL / BR	2	MaxCool 1.25"
	Notes:		ComboUnit Notes:	
	GM "A" & "G" Body + Some Models May Require 1.75" Lower Hose		Twin 12" Fans Total Thickness: 5.58"	
	Part Number: (CU includes radiator, shroud, fan(s), wiring, and rad cap)			
	ComboUnit Auto	ComboUnit Manual	Rad. Auto	Rad. Manual
	CU-70007	CU-00007	6-70007	6-00007

73-79 Omega

	Core Size	Outlets	Rows	Tube
	26.38 X 18.53 X 2.68	TL / BR	2	MaxCool 1.25"
	Notes:		ComboUnit Notes:	
	GM "A" & "G" Body + Some Models May Require 1.75" Lower Hose		Twin 12" Fans Total Thickness: 5.58"	
	Part Number: (CU includes radiator, shroud, fan(s), wiring, and rad cap)			
	ComboUnit Auto	ComboUnit Manual	Rad. Auto	Rad. Manual
	CU-70007	CU-00007	6-70007	6-00007

OLDSMOBILE

66-85 Toronado


	Core Size	Outlets	Rows	Tube
	26.38 X 18.53 X 2.68	TL / BR	2	MaxCool 1.25"
	Notes:		ComboUnit Notes:	
	GM "A" & "G" Body + Some Models May Require 1.75" Lower Hose		Twin 12" Fans Total Thickness: 5.58"	
	Part Number: (CU includes radiator, shroud, fan(s), wiring, and rad cap)			
	ComboUnit Auto	ComboUnit Manual	Rad. Auto	Rad. Manual
	CU-70007	CU-00007	6-70007	6-00007

Why would I use a surge tank?

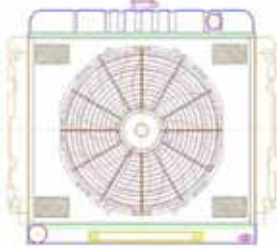
You would use a surge tank when a radiator is mounted lower than the intake manifold. Air will tend to collect in the highest part of the system and will need to be purged at the manifold.

PLYMOUTH

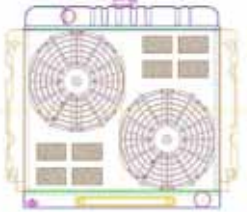
70-72 AAR

	Core Size	Outlets	Rows	Tube
	18.00 X 21.88 X 2.68	TL / BL	2	MaxCool 1.25"
	Notes:		ComboUnit Notes:	
	Mopar "B" & "E" Body Big Block		Single 16" Fan Total Thickness: 5.83	
	Part Number: (CU includes radiator, shroud, fan(s), wiring, and rad cap)			
	ComboUnit Auto	ComboUnit Manual	Rad. Auto	Rad. Manual
	CU-70028	CU-00028	5-70028	5-00028

70-72 AAR


	Core Size	Outlets	Rows	Tube
	18.00 X 21.88 X 2.68	TR / BL	2	MaxCool 1.25"
	Notes:		ComboUnit Notes:	
	Mopar "B" & "E" Small Block		Single 16" Fan Total Thickness: 5.83	
	Part Number: (CU includes radiator, shroud, fan(s), wiring, and rad cap)			
	ComboUnit Auto	ComboUnit Manual	Rad. Auto	Rad. Manual
	CU-70159	CU-00159	5-70159	5-00159

70-74 AAR

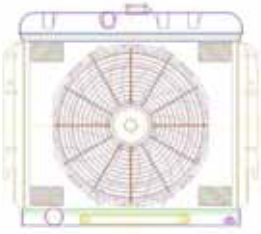
	Core Size	Outlets	Rows	Tube
	18.00 X 21.88 X 2.68	TL / BR	2	MaxCool 1.25"
	Notes:		ComboUnit Notes:	
	Mopar "B" & "E" Late Model V8 & OEM L6		Twin 10" Fans Total Thickness: 5.83	
	Part Number: (CU includes radiator, shroud, fan(s), wiring, and rad cap)			
	ComboUnit Auto	ComboUnit Manual	Rad. Auto	Rad. Manual
	CU-70043	CU-00043	5-70043	5-00043

PLYMOUTH


70-74 AAR

	Core Size	Outlets	Rows	Tube
	18.00 X 21.88 X 2.68	TR / BR	2	MaxCool 1.25"
	Notes:		ComboUnit Notes:	
	Mopar "B" & "E" Body OEM L6		Twin 10" Fans Total Thickness: 5.84	
	Part Number: (CU includes radiator, shroud, fan(s), wiring, and rad cap)			
	ComboUnit Auto	ComboUnit Manual	Rad. Auto	Rad. Manual
	CU-70044	CU-00044	5-70044	5-00044


64-66 Barracuda

	Core Size	Outlets	Rows	Tube
	17.00 X 22.00 X 2.68	TC / BL	2	MaxCool 1.25"
	Notes:		ComboUnit Notes:	
	Early "A" Body Cuda May Fit Other "A" Body Vehicles		Single 16" Fan Total Thickness: 5.64	
	Part Number: (CU includes radiator, shroud, fan(s), wiring, and rad cap)			
	ComboUnit Auto	ComboUnit Manual	Rad. Auto	Rad. Manual
	CU-70188	CU-00188	5-70188	5-00188

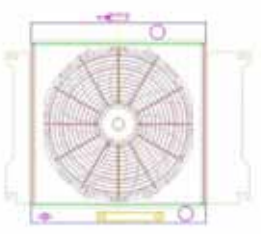
67-69 Barracuda

	Core Size	Outlets	Rows	Tube
	17.50 X 21.20 X 2.68	TL / BL	2	MaxCool 1.25"
	Notes:		ComboUnit Notes:	
	Small Block Mopar "A" Body All Some B-Body Cars Utilize this Radiator		Single 16" Fan Total Thickness: 6.14	
	Part Number: (CU includes radiator, shroud, fan(s), wiring, and rad cap)			
	ComboUnit Auto	ComboUnit Manual	Rad. Auto	Rad. Manual
	CU-70027	CU-00027	5-70027	5-00027

67-69 Barracuda

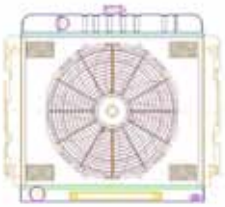
	Core Size	Outlets	Rows	Tube
	17.50 X 21.20 X 2.68	TR / BL	2	MaxCool 1.25"
	Notes:		ComboUnit Notes:	
	Big Block Mopar "A" Body All		Single 16" Fan Total Thickness: 6.14	
	Part Number: (CU includes radiator, shroud, fan(s), wiring, and rad cap)			
	ComboUnit Auto	ComboUnit Manual	Rad. Auto	Rad. Manual
	CU-70155	CU-00155	5-70155	5-00155

68-69 Barracuda

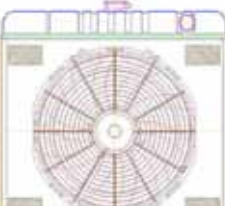
	Core Size	Outlets	Rows	Tube
	17.00 X 18.57 X 2.68	TR / BR	2	MaxCool 1.25"
	Notes:		ComboUnit Notes:	
	Mopar "A" Body L6		Single 16" Fan Total Thickness: 5.70	
	Part Number: (CU includes radiator, shroud, fan(s), wiring, and rad cap)			
	ComboUnit Auto	ComboUnit Manual	Rad. Auto	Rad. Manual
	CU-70023	CU-00023	5-70023	5-00023

PLYMOUTH

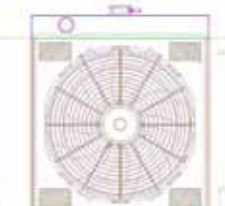
70-72 Barracuda

	Core Size	Outlets	Rows	Tube
	18.00 X 21.88 X 2.68	TL / BL	2	MaxCool 1.25"
	Notes:		ComboUnit Notes:	
	Mopar "B" & "E" Body Big Block		Single 16" Fan Total Thickness: 5.83	
	Part Number: (CU includes radiator, shroud, fan(s), wiring, and rad cap)			
	ComboUnit Auto	ComboUnit Manual	Rad. Auto	Rad. Manual
	CU-70028	CU-00028	5-70028	5-00028

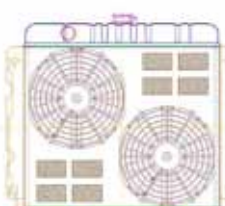
70-72 Barracuda

	Core Size	Outlets	Rows	Tube
	18.00 X 21.88 X 2.68	TR / BL	2	MaxCool 1.25"
	Notes:		ComboUnit Notes:	
	Mopar "B" & "E" Small Block		Single 16" Fan Total Thickness: 5.83	
	Part Number: (CU includes radiator, shroud, fan(s), wiring, and rad cap)			
	ComboUnit Auto	ComboUnit Manual	Rad. Auto	Rad. Manual
	CU-70159	CU-00159	5-70159	5-00159


70-74 Barracuda

	Core Size	Outlets	Rows	Tube
	18.00 X 18.57 X 2.68	TL / BR	2	MaxCool 1.25"
	Notes:		ComboUnit Notes:	
	Mopar "B" & "E" Body Small core Small Block		Single 16" Fan Total Thickness: 6.02	
	Part Number: (CU includes radiator, shroud, fan(s), wiring, and rad cap)			
	ComboUnit Auto	ComboUnit Manual	Rad. Auto	Rad. Manual
	CU-70022	CU-00022	5-70022	5-00022

70-74 Barracuda

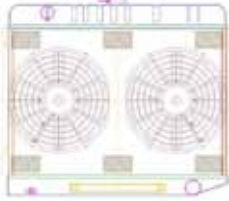
	Core Size	Outlets	Rows	Tube
	18.00 X 21.88 X 2.68	TL / BR	2	MaxCool 1.25"
	Notes:		ComboUnit Notes:	
	Mopar "B" & "E" Late Model V8 & OEM L6		Twin 10" Fans Total Thickness: 5.83	
	Part Number: (CU includes radiator, shroud, fan(s), wiring, and rad cap)			
	ComboUnit Auto	ComboUnit Manual	Rad. Auto	Rad. Manual
	CU-70043	CU-00043	5-70043	5-00043

70-74 Barracuda


	Core Size	Outlets	Rows	Tube
	18.00 X 21.88 X 2.68	TR / BR	2	MaxCool 1.25"
	Notes:		ComboUnit Notes:	
	Mopar "B" & "E" Body OEM L6		Twin 10" Fans Total Thickness: 5.84	
	Part Number: (CU includes radiator, shroud, fan(s), wiring, and rad cap)			
	ComboUnit Auto	ComboUnit Manual	Rad. Auto	Rad. Manual
	CU-70044	CU-00044	5-70044	5-00044

PLYMOUTH

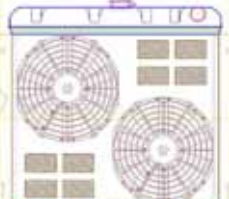
70-74 Barracuda

	Core Size	Outlets	Rows	Tube
	17.00 X 25.50 X 2.68	TL / BR	2	MaxCool 1.25"
	Notes:		ComboUnit Notes:	
	Small Block "E" Body Mopar with AC		Twin 11" Fans Total Thickness: 6.21	
	Part Number: (CU includes radiator, shroud, fan(s), wiring, and rad cap)			
	ComboUnit Auto	ComboUnit Manual	Rad. Auto	Rad. Manual
	CU-70057	CU-00057	5-70057	5-00057

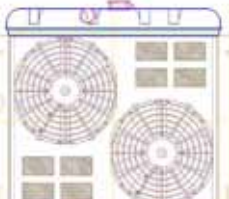
70-74 Barracuda

	Core Size	Outlets	Rows	Tube
	17.00 X 25.50 X 2.68	TR / BL	2	MaxCool 1.25"
	Notes:		ComboUnit Notes:	
	Big Block "E" Body Mopar with AC		Twin 11" Fans Total Thickness: 6.21	
	Part Number: (CU includes radiator, shroud, fan(s), wiring, and rad cap)			
	ComboUnit Auto	ComboUnit Manual	Rad. Auto	Rad. Manual
	CU-70058	CU-00058	5-70058	5-00058


62-65 Belvedere

	Core Size	Outlets	Rows	Tube
	18.00 X 21.88 X 2.68	TR / BL	2	MaxCool 1.25"
	Notes:		ComboUnit Notes:	
	Mopar "B" Body Big Block		Twin 10" Fans Total Thickness: 6.27	
	Part Number: (CU includes radiator, shroud, fan(s), wiring, and rad cap)			
	ComboUnit Auto	ComboUnit Manual	Rad. Auto	Rad. Manual
	CU-70024	CU-00024	5-70024	5-00024

62-65 Belvedere

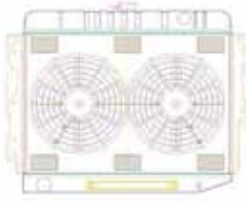
	Core Size	Outlets	Rows	Tube
	18.00 X 21.88 X 2.68	TL / BL	2	MaxCool 1.25"
	Notes:		ComboUnit Notes:	
	Mopar "B" Body Small Block		Twin 10" Fans Total Thickness: 6.27	
	Part Number: (CU includes radiator, shroud, fan(s), wiring, and rad cap)			
	ComboUnit Auto	ComboUnit Manual	Rad. Auto	Rad. Manual
	CU-70025	CU-00025	5-70025	5-00025

66-69 Belvedere


	Core Size	Outlets	Rows	Tube
	17.00 X 25.50 X 2.68	TL / BL	2	MaxCool 1.25"
	Notes:		ComboUnit Notes:	
	Small Block Mopar "B" Body All		Twin 11" Fans Total Thickness: 6.15	
	Part Number: (CU includes radiator, shroud, fan(s), wiring, and rad cap)			
	ComboUnit Auto	ComboUnit Manual	Rad. Auto	Rad. Manual
	CU-70003	CU-00003	5-70003	5-00003

PLYMOUTH

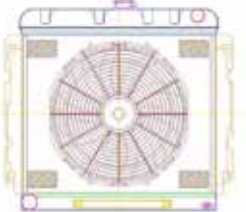
66-69 Belvedere

	Core Size	Outlets	Rows	Tube
	17.00 X 25.50 X 2.68	TR / BL	2	MaxCool 1.25"
	Notes:		ComboUnit Notes:	
	Big Block Mopar "B" Body All		Twin 11" Fans Total Thickness: 5.89	
	Part Number: (CU includes radiator, shroud, fan(s), wiring, and rad cap)			
	ComboUnit Auto	ComboUnit Manual	Rad. Auto	Rad. Manual
	CU-70004	CU-00004	5-70004	5-00004

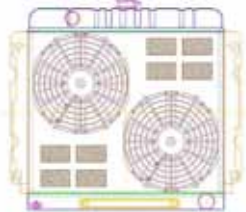
66-69 Belvedere

	Core Size	Outlets	Rows	Tube
	18.00 x 22.00 x 2.68	TL / BL	2	MaxCool 1.25"
	Notes:		ComboUnit Notes:	
	Mopar "B" Body Small Block		Single 16" Fan Total Thickness: 6.14	
	Part Number: (CU includes radiator, shroud, fan(s), wiring, and rad cap)			
	ComboUnit Auto	ComboUnit Manual	Rad. Auto	Rad. Manual
	CU-70161	CU-00161	5-70161	5-00161

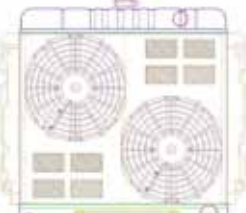
66-69 Belvedere

	Core Size	Outlets	Rows	Tube
	18.00 x 22.00 x 2.68	TR / BL	2	MaxCool 1.25"
	Notes:		ComboUnit Notes:	
	Mopar "B" Body Big Block Some B-Body Cars Utilize the 5-00027 Radiator		Single 16" Fan Total Thickness: 6.14	
	Part Number: (CU includes radiator, shroud, fan(s), wiring, and rad cap)			
	ComboUnit Auto	ComboUnit Manual	Rad. Auto	Rad. Manual
	CU-70162	CU-00162	5-70162	5-00162

69-72 Belvedere

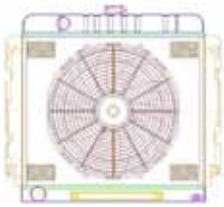
	Core Size	Outlets	Rows	Tube
	18.00 X 21.88 X 2.68	TL / BR	2	MaxCool 1.25"
	Notes:		ComboUnit Notes:	
	Mopar "B" & "E" Late Model V8 & OEM L6		Twin 10" Fans Total Thickness: 5.83	
	Part Number: (CU includes radiator, shroud, fan(s), wiring, and rad cap)			
	ComboUnit Auto	ComboUnit Manual	Rad. Auto	Rad. Manual
	CU-70043	CU-00043	5-70043	5-00043

69-72 Belvedere

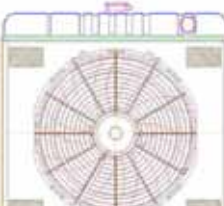
	Core Size	Outlets	Rows	Tube
	18.00 X 21.88 X 2.68	TR / BR	2	MaxCool 1.25"
	Notes:		ComboUnit Notes:	
	Mopar "B" & "E" Body OEM L6		Twin 10" Fans Total Thickness: 5.84	
	Part Number: (CU includes radiator, shroud, fan(s), wiring, and rad cap)			
	ComboUnit Auto	ComboUnit Manual	Rad. Auto	Rad. Manual
	CU-70044	CU-00044	5-70044	5-00044

PLYMOUTH

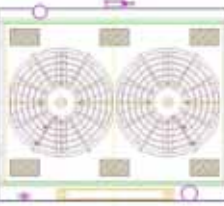
70-72 Belvedere

	Core Size	Outlets	Rows	Tube
	18.00 X 21.88 X 2.68	TL / BL	2	MaxCool 1.25"
	Notes:		ComboUnit Notes:	
	Mopar "B" & "E" Body Big Block		Single 16" Fan Total Thickness: 5.83	
	Part Number: (CU includes radiator, shroud, fan(s), wiring, and rad cap)			
	ComboUnit Auto	ComboUnit Manual	Rad. Auto	Rad. Manual
	CU-70028	CU-00028	5-70028	5-00028

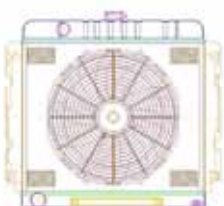
70-72 Belvedere

	Core Size	Outlets	Rows	Tube
	18.00 X 21.88 X 2.68	TR / BL	2	MaxCool 1.25"
	Notes:		ComboUnit Notes:	
	Mopar "B" & "E" Small Block		Single 16" Fan Total Thickness: 5.83	
	Part Number: (CU includes radiator, shroud, fan(s), wiring, and rad cap)			
	ComboUnit Auto	ComboUnit Manual	Rad. Auto	Rad. Manual
	CU-70159	CU-00159	5-70159	5-00159

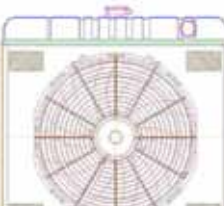
80-89 Caravelle

	Core Size	Outlets	Rows	Tube
	18.00 X 26.38 X 2.68	TL / BR	2	MaxCool 1.25"
	Notes:		ComboUnit Notes:	
	Small Block Mopar "F" Body All		Twin 11" Fans Total Thickness: 5.17	
	Part Number: (CU includes radiator, shroud, fan(s), wiring, and rad cap)			
	ComboUnit Auto	ComboUnit Manual	Rad. Auto	Rad. Manual
	CU-70033	CU-00033	5-70033	5-00033

70-72 Cuda


	Core Size	Outlets	Rows	Tube
	18.00 X 21.88 X 2.68	TL / BL	2	MaxCool 1.25"
	Notes:		ComboUnit Notes:	
	Mopar "B" & "E" Body Big Block		Single 16" Fan Total Thickness: 5.83	
	Part Number: (CU includes radiator, shroud, fan(s), wiring, and rad cap)			
	ComboUnit Auto	ComboUnit Manual	Rad. Auto	Rad. Manual
	CU-70028	CU-00028	5-70028	5-00028

70-72 Cuda

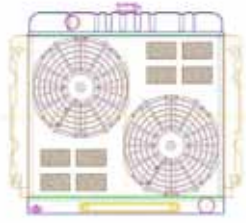
	Core Size	Outlets	Rows	Tube
	18.00 X 21.88 X 2.68	TR / BL	2	MaxCool 1.25"
	Notes:		ComboUnit Notes:	
	Mopar "B" & "E" Small Block		Single 16" Fan Total Thickness: 5.83	
	Part Number: (CU includes radiator, shroud, fan(s), wiring, and rad cap)			
	ComboUnit Auto	ComboUnit Manual	Rad. Auto	Rad. Manual
	CU-70159	CU-00159	5-70159	5-00159

PLYMOUTH

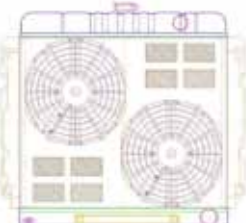
70-74 Cuda

	Core Size	Outlets	Rows	Tube
	18.00 X 18.57 X 2.68	TL / BR	2	MaxCool 1.25"
	Notes:		ComboUnit Notes:	
	Mopar "B" & "E" Body Small core Small Block		Single 16" Fan Total Thickness: 6.02	
	Part Number: (CU includes radiator, shroud, fan(s), wiring, and rad cap)			
	ComboUnit Auto	ComboUnit Manual	Rad. Auto	Rad. Manual
	CU-70022	CU-00022	5-70022	5-00022

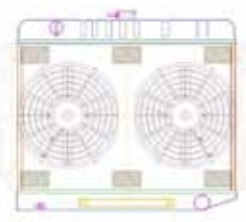
70-74 Cuda

	Core Size	Outlets	Rows	Tube
	18.00 X 21.88 X 2.68	TL / BR	2	MaxCool 1.25"
	Notes:		ComboUnit Notes:	
	Mopar "B" & "E" Late Model V8 & OEM L6		Twin 10" Fans Total Thickness: 5.83	
	Part Number: (CU includes radiator, shroud, fan(s), wiring, and rad cap)			
	ComboUnit Auto	ComboUnit Manual	Rad. Auto	Rad. Manual
	CU-70043	CU-00043	5-70043	5-00043

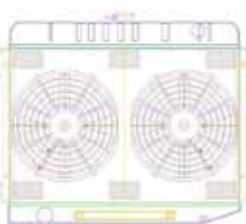
70-74 Cuda

	Core Size	Outlets	Rows	Tube
	18.00 X 21.88 X 2.68	TR / BR	2	MaxCool 1.25"
	Notes:		ComboUnit Notes:	
	Mopar "B" & "E" Body OEM L6		Twin 10" Fans Total Thickness: 5.84	
	Part Number: (CU includes radiator, shroud, fan(s), wiring, and rad cap)			
	ComboUnit Auto	ComboUnit Manual	Rad. Auto	Rad. Manual
	CU-70044	CU-00044	5-70044	5-00044

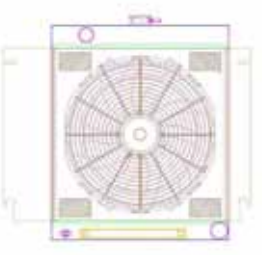
70-74 Cuda

	Core Size	Outlets	Rows	Tube
	17.00 X 25.50 X 2.68	TL / BR	2	MaxCool 1.25"
	Notes:		ComboUnit Notes:	
	Small Block "E" Body Mopar with AC		Twin 11" Fans Total Thickness: 6.21	
	Part Number: (CU includes radiator, shroud, fan(s), wiring, and rad cap)			
	ComboUnit Auto	ComboUnit Manual	Rad. Auto	Rad. Manual
	CU-70057	CU-00057	5-70057	5-00057

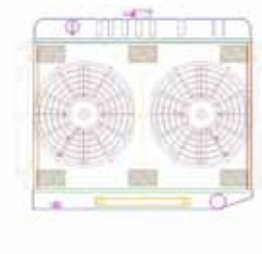
70-74 Cuda

	Core Size	Outlets	Rows	Tube
	17.00 X 25.50 X 2.68	TR / BL	2	MaxCool 1.25"
	Notes:		ComboUnit Notes:	
	Big Block "E" Body Mopar with AC		Twin 11" Fans Total Thickness: 6.21	
	Part Number: (CU includes radiator, shroud, fan(s), wiring, and rad cap)			
	ComboUnit Auto	ComboUnit Manual	Rad. Auto	Rad. Manual
	CU-70058	CU-00058	5-70058	5-00058

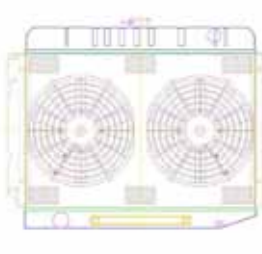
70-74 Cuda AAR

	Core Size	Outlets	Rows	Tube
	18.00 X 18.57 X 2.68	TL / BR	2	MaxCool 1.25"
	Notes:		ComboUnit Notes:	
	Mopar "B" & "E" Body Small core Small Block		Single 16" Fan Total Thickness: 6.02	
	Part Number: (CU includes radiator, shroud, fan(s), wiring, and rad cap)			
	ComboUnit Auto	ComboUnit Manual	Rad. Auto	Rad. Manual
	CU-70022	CU-00022	5-70022	5-00022


70-74 Cuda AAR

	Core Size	Outlets	Rows	Tube
	17.00 X 25.50 X 2.68	TL / BR	2	MaxCool 1.25"
	Notes:		ComboUnit Notes:	
	Small Block "E" Body Mopar with AC		Twin 11" Fans Total Thickness: 6.21	
	Part Number: (CU includes radiator, shroud, fan(s), wiring, and rad cap)			
	ComboUnit Auto	ComboUnit Manual	Rad. Auto	Rad. Manual
	CU-70057	CU-00057	5-70057	5-00057


70-74 Cuda AAR

	Core Size	Outlets	Rows	Tube
	17.00 X 25.50 X 2.68	TR / BL	2	MaxCool 1.25"
	Notes:		ComboUnit Notes:	
	Big Block "E" Body Mopar with AC		Twin 11" Fans Total Thickness: 6.21	
	Part Number: (CU includes radiator, shroud, fan(s), wiring, and rad cap)			
	ComboUnit Auto	ComboUnit Manual	Rad. Auto	Rad. Manual
	CU-70058	CU-00058	5-70058	5-00058

70-72 Duster

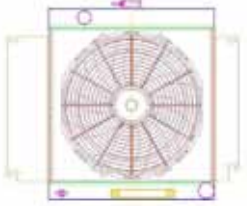
	Core Size	Outlets	Rows	Tube
	17.00 X 22.00 X 2.68	TR / BR	2	MaxCool 1.25"
	Notes:		ComboUnit Notes:	
	Mopar "A" Body OEM 6 & Rare V8 OEM 6 CYL. Design but will Fit Rare 8 CYL.		Twin 10" Fans Total Thickness: 6.27	
	Part Number: (CU includes radiator, shroud, fan(s), wiring, and rad cap)			
	ComboUnit Auto	ComboUnit Manual	Rad. Auto	Rad. Manual
	CU-70153	CU-00153	5-70153	5-00153

70-72 Duster

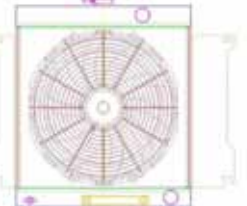
	Core Size	Outlets	Rows	Tube
	17.00 X 22.00 X 2.68	TL / BR	2	MaxCool 1.25"
	Notes:		ComboUnit Notes:	
	Mopar "A" Body OEM Common Small Block V8 Could be Used in GM Motor Swap		Twin 10" Fans Total Thickness: 6.27	
	Part Number: (CU includes radiator, shroud, fan(s), wiring, and rad cap)			
	ComboUnit Auto	ComboUnit Manual	Rad. Auto	Rad. Manual
	CU-70154	CU-00154	5-70154	5-00154

PLYMOUTH

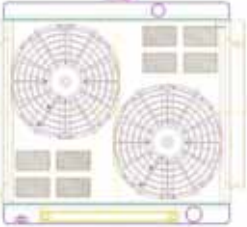
70-72 Duster

	Core Size	Outlets	Rows	Tube
	17.00 X 18.57 X 2.68	TL / BR	2	MaxCool 1.25"
	Notes:		ComboUnit Notes:	
	Early 70's Small V8 OEM 318 with Air		Single 16" Fan Total Thickness: 5.7	
	Part Number: (CU includes radiator, shroud, fan(s), wiring, and rad cap)			
	ComboUnit Auto	ComboUnit Manual	Rad. Auto	Rad. Manual
	CU-70191	CU-00191	5-70191	5-00191

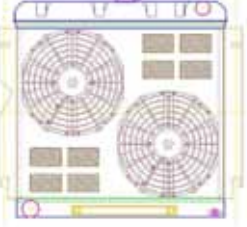
70-73 Duster

	Core Size	Outlets	Rows	Tube
	17.00 X 18.57 X 2.68	TR / BR	2	MaxCool 1.25"
	Notes:		ComboUnit Notes:	
	Mopar "A" Body L6		Single 16" Fan Total Thickness: 5.70	
	Part Number: (CU includes radiator, shroud, fan(s), wiring, and rad cap)			
	ComboUnit Auto	ComboUnit Manual	Rad. Auto	Rad. Manual
	CU-70023	CU-00023	5-70023	5-00023

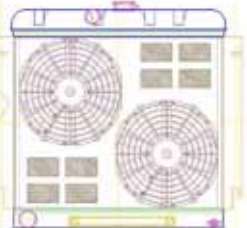
74-76 Duster

	Core Size	Outlets	Rows	Tube
	18.00 X 22.00 X 1.50	TR / BR	1	1.50"
	Notes:		ComboUnit Notes:	
	Mopar "A" & "F" Body Large 6 CYL. HD		Twin 10" Fans Total Thickness: 5.21	
	Part Number: (CU includes radiator, shroud, fan(s), wiring, and rad cap)			
	ComboUnit Auto	ComboUnit Manual	Rad. Auto	Rad. Manual
	CU-70020	CU-00020	5-70020	5-00020

62-65 Fury

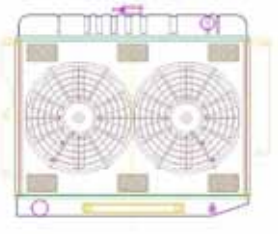
	Core Size	Outlets	Rows	Tube
	18.00 X 21.88 X 2.68	TR / BL	2	MaxCool 1.25"
	Notes:		ComboUnit Notes:	
	Mopar "B" Body Big Block		Twin 10" Fans Total Thickness: 6.27	
	Part Number: (CU includes radiator, shroud, fan(s), wiring, and rad cap)			
	ComboUnit Auto	ComboUnit Manual	Rad. Auto	Rad. Manual
	CU-70024	CU-00024	5-70024	5-00024

62-65 Fury

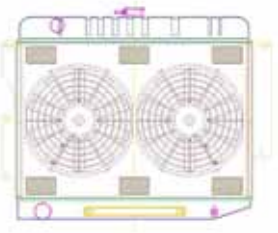
	Core Size	Outlets	Rows	Tube
	18.00 X 21.88 X 2.68	TL / BL	2	MaxCool 1.25"
	Notes:		ComboUnit Notes:	
	Mopar "B" Body Small Block		Twin 10" Fans Total Thickness: 6.27	
	Part Number: (CU includes radiator, shroud, fan(s), wiring, and rad cap)			
	ComboUnit Auto	ComboUnit Manual	Rad. Auto	Rad. Manual
	CU-70025	CU-00025	5-70025	5-00025

PLYMOUTH

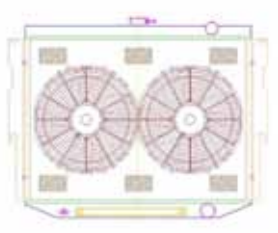
66-70 Fury

	Core Size	Outlets	Rows	Tube
	17.00 X 25.50 X 2.68	TR / BL	2	MaxCool 1.25"
	Notes:		ComboUnit Notes:	
	Big Block Mopar "C" Body All		Twin 11" Fans Total Thickness: 6.46	
	Part Number: (CU includes radiator, shroud, fan(s), wiring, and rad cap)			
	ComboUnit Auto	ComboUnit Manual	Rad. Auto	Rad. Manual
	CU-70012	CU-00012	5-70012	5-00012

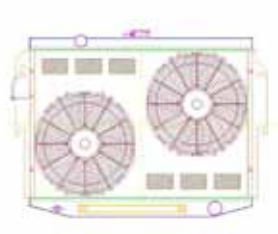
66-70 Fury

	Core Size	Outlets	Rows	Tube
	17.00 X 25.50 X 2.68	TL / BL	2	MaxCool 1.25"
	Notes:		ComboUnit Notes:	
	Small Block Mopar "C" Body All		Twin 11" Fans Total Thickness: 6.46	
	Part Number: (CU includes radiator, shroud, fan(s), wiring, and rad cap)			
	ComboUnit Auto	ComboUnit Manual	Rad. Auto	Rad. Manual
	CU-70026	CU-00026	5-70026	5-00026

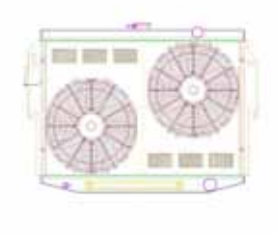
74-77 Fury

	Core Size	Outlets	Rows	Tube
	19.75 X 27.88 X 2.68	TR / BR	2	MaxCool 1.25"
	Notes:		ComboUnit Notes:	
	Big Block Mopar "B" Body		Twin 12" Fans Total Thickness: 5.79	
	Part Number: (CU includes radiator, shroud, fan(s), wiring, and rad cap)			
	ComboUnit Auto	ComboUnit Manual	Rad. Auto	Rad. Manual
	CU-70021	CU-00021	5-70021	5-00021

75-78 Fury

	Core Size	Outlets	Rows	Tube
	18.75 X 28.25 X 2.68	TL / BR	2	MaxCool 1.25"
	Notes:		ComboUnit Notes:	
	Small Block Mopar "B" Body All		Twin 12" Fans Total Thickness: 6.07	
	Part Number: (CU includes radiator, shroud, fan(s), wiring, and rad cap)			
	ComboUnit Auto	ComboUnit Manual	Rad. Auto	Rad. Manual
	CU-70069	CU-00069	5-70069	5-00069

75-78 Fury

	Core Size	Outlets	Rows	Tube
	18.75 X 28.25 X 2.68	TR / BR	2	MaxCool 1.25"
	Notes:		ComboUnit Notes:	
	Big Block Mopar "B" Body All		Twin 12" Fans Total Thickness: 6.07	
	Part Number: (CU includes radiator, shroud, fan(s), wiring, and rad cap)			
	ComboUnit Auto	ComboUnit Manual	Rad. Auto	Rad. Manual
	CU-70070	CU-00070	5-70070	5-00070

PLYMOUTH

66-70 Fury 1, 2, 3, & GT

	Core Size	Outlets	Rows	Tube
	17.00 X 25.50 X 2.68	TR / BL	2	MaxCool 1.25"
	Notes:		ComboUnit Notes:	
	Big Block Mopar "C" Body All		Twin 11" Fans Total Thickness: 6.46	
	Part Number: (CU includes radiator, shroud, fan(s), wiring, and rad cap)			
	ComboUnit Auto	ComboUnit Manual	Rad. Auto	Rad. Manual
	CU-70012	CU-00012	5-70012	5-00012

66-70 Fury 1, 2, 3, & GT

	Core Size	Outlets	Rows	Tube
	17.00 X 25.50 X 2.68	TL / BL	2	MaxCool 1.25"
	Notes:		ComboUnit Notes:	
	Small Block Mopar "C" Body All		Twin 11" Fans Total Thickness: 6.46	
	Part Number: (CU includes radiator, shroud, fan(s), wiring, and rad cap)			
	ComboUnit Auto	ComboUnit Manual	Rad. Auto	Rad. Manual
	CU-70026	CU-00026	5-70026	5-00026

66-70 Gran Fury

	Core Size	Outlets	Rows	Tube
	17.00 X 25.50 X 2.68	TR / BL	2	MaxCool 1.25"
	Notes:		ComboUnit Notes:	
	Big Block Mopar "C" Body All		Twin 11" Fans Total Thickness: 6.46	
	Part Number: (CU includes radiator, shroud, fan(s), wiring, and rad cap)			
	ComboUnit Auto	ComboUnit Manual	Rad. Auto	Rad. Manual
	CU-70012	CU-00012	5-70012	5-00012

66-70 Gran Fury

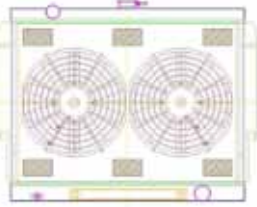
	Core Size	Outlets	Rows	Tube
	17.00 X 25.50 X 2.68	TL / BL	2	MaxCool 1.25"
	Notes:		ComboUnit Notes:	
	Small Block Mopar "C" Body All		Twin 11" Fans Total Thickness: 6.46	
	Part Number: (CU includes radiator, shroud, fan(s), wiring, and rad cap)			
	ComboUnit Auto	ComboUnit Manual	Rad. Auto	Rad. Manual
	CU-70026	CU-00026	5-70026	5-00026

74-77 Gran Fury


	Core Size	Outlets	Rows	Tube
	19.75 X 27.88 X 2.68	TR / BR	2	MaxCool 1.25"
	Notes:		ComboUnit Notes:	
	Big Block Mopar "B" Body		Twin 12" Fans Total Thickness: 5.79	
	Part Number: (CU includes radiator, shroud, fan(s), wiring, and rad cap)			
	ComboUnit Auto	ComboUnit Manual	Rad. Auto	Rad. Manual
	CU-70021	CU-00021	5-70021	5-00021

PLYMOUTH

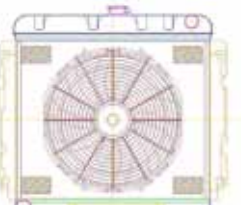
81-89 Gran Fury

	Core Size	Outlets	Rows	Tube
	18.00 X 26.38 X 2.68	TL / BR	2	MaxCool 1.25"
	Notes:		ComboUnit Notes:	
	Small Block Mopar "F" Body All		Twin 11" Fans Total Thickness: 5.17	
	Part Number: (CU includes radiator, shroud, fan(s), wiring, and rad cap)			
	ComboUnit Auto	ComboUnit Manual	Rad. Auto	Rad. Manual
	CU-70033	CU-00033	5-70033	5-00033

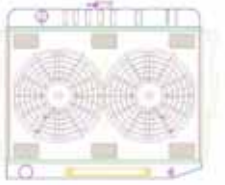
66-69 GTX

	Core Size	Outlets	Rows	Tube
	18.00 x 22.00 x 2.68	TL / BL	2	MaxCool 1.25"
	Notes:		ComboUnit Notes:	
	Mopar "B" Body Small Block		Single 16" Fan Total Thickness: 6.14	
	Part Number: (CU includes radiator, shroud, fan(s), wiring, and rad cap)			
	ComboUnit Auto	ComboUnit Manual	Rad. Auto	Rad. Manual
	CU-70161	CU-00161	5-70161	5-00161

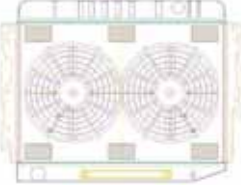
66-69 GTX

	Core Size	Outlets	Rows	Tube
	18.00 x 22.00 x 2.68	TR / BL	2	MaxCool 1.25"
	Notes:		ComboUnit Notes:	
	Mopar "B" Body Big Block Some B-Body Cars Utilize the 5-00027 Radiator		Single 16" Fan Total Thickness: 6.14	
	Part Number: (CU includes radiator, shroud, fan(s), wiring, and rad cap)			
	ComboUnit Auto	ComboUnit Manual	Rad. Auto	Rad. Manual
	CU-70162	CU-00162	5-70162	5-00162

67-69 GTX

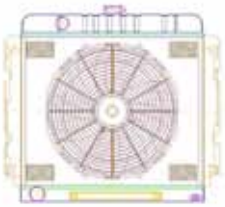
	Core Size	Outlets	Rows	Tube
	17.00 X 25.50 X 2.68	TL / BL	2	MaxCool 1.25"
	Notes:		ComboUnit Notes:	
	Small Block Mopar "B" Body All		Twin 11" Fans Total Thickness: 6.15	
	Part Number: (CU includes radiator, shroud, fan(s), wiring, and rad cap)			
	ComboUnit Auto	ComboUnit Manual	Rad. Auto	Rad. Manual
	CU-70003	CU-00003	5-70003	5-00003

67-69 GTX

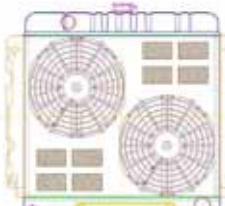
	Core Size	Outlets	Rows	Tube
	17.00 X 25.50 X 2.68	TR / BL	2	MaxCool 1.25"
	Notes:		ComboUnit Notes:	
	Big Block Mopar "B" Body All		Twin 11" Fans Total Thickness: 5.89	
	Part Number: (CU includes radiator, shroud, fan(s), wiring, and rad cap)			
	ComboUnit Auto	ComboUnit Manual	Rad. Auto	Rad. Manual
	CU-70004	CU-00004	5-70004	5-00004

PLYMOUTH

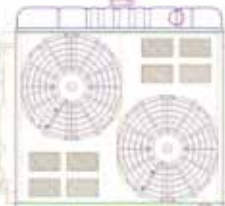
70-72 GTX

	Core Size	Outlets	Rows	Tube
	18.00 X 21.88 X 2.68	TL / BL	2	MaxCool 1.25"
	Notes:		ComboUnit Notes:	
	Mopar "B" & "E" Body Big Block		Single 16" Fan Total Thickness: 5.83	
	Part Number: (CU includes radiator, shroud, fan(s), wiring, and rad cap)			
	ComboUnit Auto	ComboUnit Manual	Rad. Auto	Rad. Manual
	CU-70028	CU-00028	5-70028	5-00028

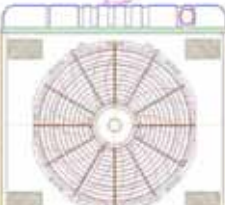
70-72 GTX

	Core Size	Outlets	Rows	Tube
	18.00 X 21.88 X 2.68	TL / BR	2	MaxCool 1.25"
	Notes:		ComboUnit Notes:	
	Mopar "B" & "E" Late Model V8 & OEM L6		Twin 10" Fans Total Thickness: 5.83	
	Part Number: (CU includes radiator, shroud, fan(s), wiring, and rad cap)			
	ComboUnit Auto	ComboUnit Manual	Rad. Auto	Rad. Manual
	CU-70043	CU-00043	5-70043	5-00043

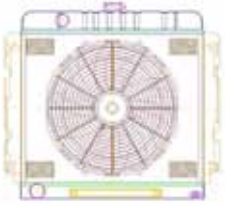
70-72 GTX

	Core Size	Outlets	Rows	Tube
	18.00 X 21.88 X 2.68	TR / BR	2	MaxCool 1.25"
	Notes:		ComboUnit Notes:	
	Mopar "B" & "E" Body OEM L6		Twin 10" Fans Total Thickness: 5.84	
	Part Number: (CU includes radiator, shroud, fan(s), wiring, and rad cap)			
	ComboUnit Auto	ComboUnit Manual	Rad. Auto	Rad. Manual
	CU-70044	CU-00044	5-70044	5-00044

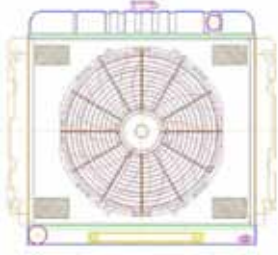
70-72 GTX

	Core Size	Outlets	Rows	Tube
	18.00 X 21.88 X 2.68	TR / BL	2	MaxCool 1.25"
	Notes:		ComboUnit Notes:	
	Mopar "B" & "E" Small Block		Single 16" Fan Total Thickness: 5.83	
	Part Number: (CU includes radiator, shroud, fan(s), wiring, and rad cap)			
	ComboUnit Auto	ComboUnit Manual	Rad. Auto	Rad. Manual
	CU-70159	CU-00159	5-70159	5-00159

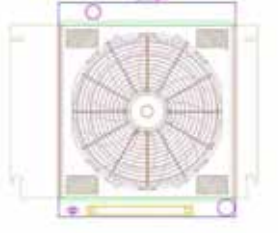
70-72 Hemicuda

	Core Size	Outlets	Rows	Tube
	18.00 X 21.88 X 2.68	TL / BL	2	MaxCool 1.25"
	Notes:		ComboUnit Notes:	
	Mopar "B" & "E" Body Big Block		Single 16" Fan Total Thickness: 5.83	
	Part Number: (CU includes radiator, shroud, fan(s), wiring, and rad cap)			
	ComboUnit Auto	ComboUnit Manual	Rad. Auto	Rad. Manual
	CU-70028	CU-00028	5-70028	5-00028

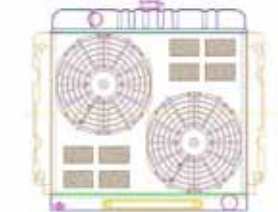
70-72 Hemicuda

	Core Size	Outlets	Rows	Tube
	18.00 X 21.88 X 2.68	TR / BL	2	MaxCool 1.25"
	Notes:		ComboUnit Notes:	
	Mopar "B" & "E" Small Block		Single 16" Fan Total Thickness: 5.83	
	Part Number: (CU includes radiator, shroud, fan(s), wiring, and rad cap)			
	ComboUnit Auto	ComboUnit Manual	Rad. Auto	Rad. Manual
	CU-70159	CU-00159	5-70159	5-00159


70-74 Hemicuda

	Core Size	Outlets	Rows	Tube
	18.00 X 18.57 X 2.68	TL / BR	2	MaxCool 1.25"
	Notes:		ComboUnit Notes:	
	Mopar "B" & "E" Body Small core Small Block		Single 16" Fan Total Thickness: 6.02	
	Part Number: (CU includes radiator, shroud, fan(s), wiring, and rad cap)			
	ComboUnit Auto	ComboUnit Manual	Rad. Auto	Rad. Manual
	CU-70022	CU-00022	5-70022	5-00022

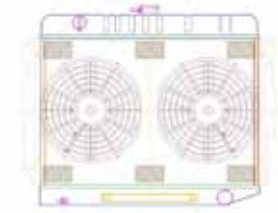
70-74 Hemicuda

	Core Size	Outlets	Rows	Tube
	18.00 X 21.88 X 2.68	TL / BR	2	MaxCool 1.25"
	Notes:		ComboUnit Notes:	
	Mopar "B" & "E" Late Model V8 & OEM L6		Twin 10" Fans Total Thickness: 5.83	
	Part Number: (CU includes radiator, shroud, fan(s), wiring, and rad cap)			
	ComboUnit Auto	ComboUnit Manual	Rad. Auto	Rad. Manual
	CU-70043	CU-00043	5-70043	5-00043

70-74 Hemicuda

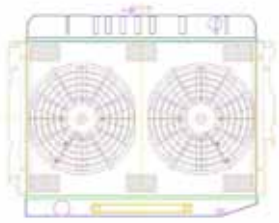
	Core Size	Outlets	Rows	Tube
	18.00 X 21.88 X 2.68	TR / BR	2	MaxCool 1.25"
	Notes:		ComboUnit Notes:	
	Mopar "B" & "E" Body OEM L6		Twin 10" Fans Total Thickness: 5.84	
	Part Number: (CU includes radiator, shroud, fan(s), wiring, and rad cap)			
	ComboUnit Auto	ComboUnit Manual	Rad. Auto	Rad. Manual
	CU-70044	CU-00044	5-70044	5-00044

70-74 Hemicuda


	Core Size	Outlets	Rows	Tube
	17.00 X 25.50 X 2.68	TL / BR	2	MaxCool 1.25"
	Notes:		ComboUnit Notes:	
	Small Block "E" Body Mopar with AC		Twin 11" Fans Total Thickness: 6.21	
	Part Number: (CU includes radiator, shroud, fan(s), wiring, and rad cap)			
	ComboUnit Auto	ComboUnit Manual	Rad. Auto	Rad. Manual
	CU-70057	CU-00057	5-70057	5-00057

PLYMOUTH


70-74 Hemicuda

	Core Size	Outlets	Rows	Tube
	17.00 X 25.50 X 2.68	TR / BL	2	MaxCool 1.25"
	Notes:		ComboUnit Notes:	
	Big Block "E" Body Mopar with AC		Twin 11" Fans Total Thickness: 6.21	
	Part Number: (CU includes radiator, shroud, fan(s), wiring, and rad cap)			
	ComboUnit Auto	ComboUnit Manual	Rad. Auto	Rad. Manual
	CU-70058	CU-00058	5-70058	5-00058


68-69 Road Runner

	Core Size	Outlets	Rows	Tube
	17.00 X 25.50 X 2.68	TL / BL	2	MaxCool 1.25"
	Notes:		ComboUnit Notes:	
	Small Block Mopar "B" Body All		Twin 11" Fans Total Thickness: 6.15	
	Part Number: (CU includes radiator, shroud, fan(s), wiring, and rad cap)			
	ComboUnit Auto	ComboUnit Manual	Rad. Auto	Rad. Manual
	CU-70003	CU-00003	5-70003	5-00003


68-69 Road Runner

	Core Size	Outlets	Rows	Tube
	17.00 X 25.50 X 2.68	TR / BL	2	MaxCool 1.25"
	Notes:		ComboUnit Notes:	
	Big Block Mopar "B" Body All		Twin 11" Fans Total Thickness: 5.89	
	Part Number: (CU includes radiator, shroud, fan(s), wiring, and rad cap)			
	ComboUnit Auto	ComboUnit Manual	Rad. Auto	Rad. Manual
	CU-70004	CU-00004	5-70004	5-00004

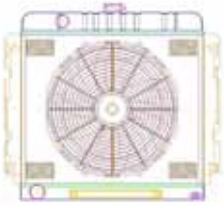
68-69 Road Runner

	Core Size	Outlets	Rows	Tube
	18.00 x 22.00 x 2.68	TL / BL	2	MaxCool 1.25"
	Notes:		ComboUnit Notes:	
	Mopar "B" Body Small Block		Single 16" Fan Total Thickness: 6.14	
	Part Number: (CU includes radiator, shroud, fan(s), wiring, and rad cap)			
	ComboUnit Auto	ComboUnit Manual	Rad. Auto	Rad. Manual
	CU-70161	CU-00161	5-70161	5-00161

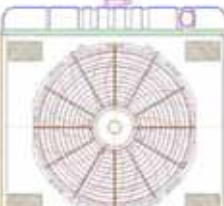
68-69 Road Runner

	Core Size	Outlets	Rows	Tube
	18.00 x 22.00 x 2.68	TR / BL	2	MaxCool 1.25"
	Notes:		ComboUnit Notes:	
	Mopar "B" Body Big Block Some B-Body Cars Utilize the 5-00027 Radiator		Single 16" Fan Total Thickness: 6.14	
	Part Number: (CU includes radiator, shroud, fan(s), wiring, and rad cap)			
	ComboUnit Auto	ComboUnit Manual	Rad. Auto	Rad. Manual
	CU-70162	CU-00162	5-70162	5-00162

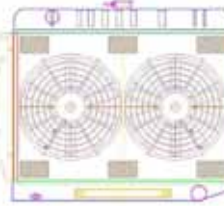
70-72 Road Runner

	Core Size	Outlets	Rows	Tube
	18.00 X 21.88 X 2.68	TL / BL	2	MaxCool 1.25"
	Notes:		ComboUnit Notes:	
	Mopar "B" & "E" Body Big Block		Single 16" Fan Total Thickness: 5.83	
	Part Number: (CU includes radiator, shroud, fan(s), wiring, and rad cap)			
	ComboUnit Auto	ComboUnit Manual	Rad. Auto	Rad. Manual
	CU-70028	CU-00028	5-70028	5-00028

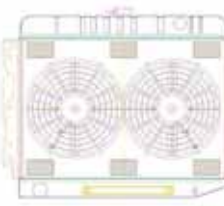
70-72 Road Runner

	Core Size	Outlets	Rows	Tube
	18.00 X 21.88 X 2.68	TR / BL	2	MaxCool 1.25"
	Notes:		ComboUnit Notes:	
	Mopar "B" & "E" Small Block		Single 16" Fan Total Thickness: 5.83	
	Part Number: (CU includes radiator, shroud, fan(s), wiring, and rad cap)			
	ComboUnit Auto	ComboUnit Manual	Rad. Auto	Rad. Manual
	CU-70159	CU-00159	5-70159	5-00159

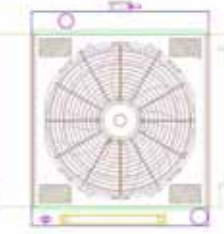
70-73 Road Runner

	Core Size	Outlets	Rows	Tube
	17.00 X 25.50 X 2.68	TL / BR	2	MaxCool 1.25"
	Notes:		ComboUnit Notes:	
	Small Block "B" Body Mopar with AC		Twin 11" Fans Total Thickness: 5.74	
	Part Number: (CU includes radiator, shroud, fan(s), wiring, and rad cap)			
	ComboUnit Auto	ComboUnit Manual	Rad. Auto	Rad. Manual
	CU-70001	CU-00001	5-70001	5-00001

70-73 Road Runner

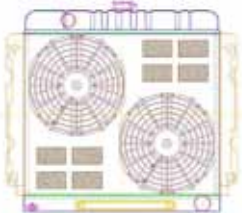
	Core Size	Outlets	Rows	Tube
	17.00 X 25.50 X 2.68	TR / BL	2	MaxCool 1.25"
	Notes:		ComboUnit Notes:	
	Big Block Mopar "B" Body All		Twin 11" Fans Total Thickness: 5.89	
	Part Number: (CU includes radiator, shroud, fan(s), wiring, and rad cap)			
	ComboUnit Auto	ComboUnit Manual	Rad. Auto	Rad. Manual
	CU-70004	CU-00004	5-70004	5-00004

70-73 Road Runner


	Core Size	Outlets	Rows	Tube
	18.00 X 18.57 X 2.68	TL / BR	2	MaxCool 1.25"
	Notes:		ComboUnit Notes:	
	Mopar "B" & "E" Body Small core Small Block		Single 16" Fan Total Thickness: 6.02	
	Part Number: (CU includes radiator, shroud, fan(s), wiring, and rad cap)			
	ComboUnit Auto	ComboUnit Manual	Rad. Auto	Rad. Manual
	CU-70022	CU-00022	5-70022	5-00022

PLYMOUTH


70-73 Road Runner

	Core Size	Outlets	Rows	Tube
	18.00 X 21.88 X 2.68	TL / BR	2	MaxCool 1.25"
	Notes:		ComboUnit Notes:	
	Mopar "B" & "E" Late Model V8 & OEM L6		Twin 10" Fans Total Thickness: 5.83	
	Part Number: (CU includes radiator, shroud, fan(s), wiring, and rad cap)			
	ComboUnit Auto	ComboUnit Manual	Rad. Auto	Rad. Manual
	CU-70043	CU-00043	5-70043	5-00043

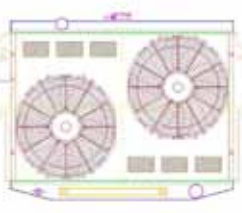
70-73 Road Runner

	Core Size	Outlets	Rows	Tube
	18.00 X 21.88 X 2.68	TR / BR	2	MaxCool 1.25"
	Notes:		ComboUnit Notes:	
	Mopar "B" & "E" Body OEM L6		Twin 10" Fans Total Thickness: 5.84	
	Part Number: (CU includes radiator, shroud, fan(s), wiring, and rad cap)			
	ComboUnit Auto	ComboUnit Manual	Rad. Auto	Rad. Manual
	CU-70044	CU-00044	5-70044	5-00044


70-73 Road Runner

	Core Size	Outlets	Rows	Tube
	17.00 X 25.50 X 2.68	TR / BR	2	MaxCool 1.25"
	Notes:		ComboUnit Notes:	
	Big Block "B" Body Mopar with AC		Twin 11" Fans Total Thickness: 6.17	
	Part Number: (CU includes radiator, shroud, fan(s), wiring, and rad cap)			
	ComboUnit Auto	ComboUnit Manual	Rad. Auto	Rad. Manual
	CU-70045	CU-00045	5-70045	5-00045

73-74 Road Runner

	Core Size	Outlets	Rows	Tube
	18.75 X 28.25 X 2.68	TL / BR	2	MaxCool 1.25"
	Notes:		ComboUnit Notes:	
	Small Block Mopar "B" Body All		Twin 12" Fans Total Thickness: 6.07	
	Part Number: (CU includes radiator, shroud, fan(s), wiring, and rad cap)			
	ComboUnit Auto	ComboUnit Manual	Rad. Auto	Rad. Manual
	CU-70069	CU-00069	5-70069	5-00069

73-74 Road Runner

	Core Size	Outlets	Rows	Tube
	18.75 X 28.25 X 2.68	TR / BR	2	MaxCool 1.25"
	Notes:		ComboUnit Notes:	
	Big Block Mopar "B" Body All		Twin 12" Fans Total Thickness: 6.07	
	Part Number: (CU includes radiator, shroud, fan(s), wiring, and rad cap)			
	ComboUnit Auto	ComboUnit Manual	Rad. Auto	Rad. Manual
	CU-70070	CU-00070	5-70070	5-00070

PLYMOUTH

66-69 Satellite

	Core Size	Outlets	Rows	Tube
	17.00 X 25.50 X 2.68	TL / BL	2	MaxCool 1.25"
	Notes:		ComboUnit Notes:	
	Small Block Mopar "B" Body All		Twin 11" Fans Total Thickness: 6.15	
	Part Number: (CU includes radiator, shroud, fan(s), wiring, and rad cap)			
	ComboUnit Auto	ComboUnit Manual	Rad. Auto	Rad. Manual
	CU-70003	CU-00003	5-70003	5-00003

66-69 Satellite

	Core Size	Outlets	Rows	Tube
	17.00 X 25.50 X 2.68	TR / BL	2	MaxCool 1.25"
	Notes:		ComboUnit Notes:	
	Big Block Mopar "B" Body All		Twin 11" Fans Total Thickness: 5.89	
	Part Number: (CU includes radiator, shroud, fan(s), wiring, and rad cap)			
	ComboUnit Auto	ComboUnit Manual	Rad. Auto	Rad. Manual
	CU-70004	CU-00004	5-70004	5-00004

66-69 Satellite

	Core Size	Outlets	Rows	Tube
	18.00 x 22.00 x 2.68	TL / BL	2	MaxCool 1.25"
	Notes:		ComboUnit Notes:	
	Mopar "B" Body Small Block		Single 16" Fan Total Thickness: 6.14	
	Part Number: (CU includes radiator, shroud, fan(s), wiring, and rad cap)			
	ComboUnit Auto	ComboUnit Manual	Rad. Auto	Rad. Manual
	CU-70161	CU-00161	5-70161	5-00161

66-69 Satellite


	Core Size	Outlets	Rows	Tube
	18.00 x 22.00 x 2.68	TR / BL	2	MaxCool 1.25"
	Notes:		ComboUnit Notes:	
	Mopar "B" Body Big Block Some B-Body Cars Utilize the 5-00027 Radiator		Single 16" Fan Total Thickness: 6.14	
	Part Number: (CU includes radiator, shroud, fan(s), wiring, and rad cap)			
	ComboUnit Auto	ComboUnit Manual	Rad. Auto	Rad. Manual
	CU-70162	CU-00162	5-70162	5-00162

69-72 Satellite

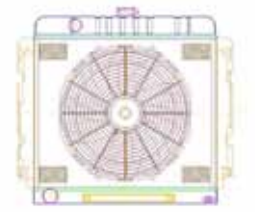
	Core Size	Outlets	Rows	Tube
	18.00 X 21.88 X 2.68	TL / BR	2	MaxCool 1.25"
	Notes:		ComboUnit Notes:	
	Mopar "B" & "E" Late Model V8 & OEM L6		Twin 10" Fans Total Thickness: 5.83	
	Part Number: (CU includes radiator, shroud, fan(s), wiring, and rad cap)			
	ComboUnit Auto	ComboUnit Manual	Rad. Auto	Rad. Manual
	CU-70043	CU-00043	5-70043	5-00043

PLYMOUTH

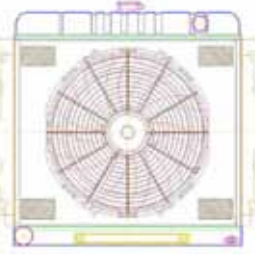
69-72 Satellite

	Core Size	Outlets	Rows	Tube
	18.00 X 21.88 X 2.68	TR / BR	2	MaxCool 1.25"
	Notes:		ComboUnit Notes:	
	Mopar "B" & "E" Body OEM L6		Twin 10" Fans Total Thickness: 5.84	
	Part Number: (CU includes radiator, shroud, fan(s), wiring, and rad cap)			
	ComboUnit Auto	ComboUnit Manual	Rad. Auto	Rad. Manual
	CU-70044	CU-00044	5-70044	5-00044

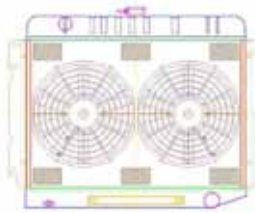
70-72 Satellite

	Core Size	Outlets	Rows	Tube
	18.00 X 21.88 X 2.68	TL / BL	2	MaxCool 1.25"
	Notes:		ComboUnit Notes:	
	Mopar "B" & "E" Body Big Block		Single 16" Fan Total Thickness: 5.83	
	Part Number: (CU includes radiator, shroud, fan(s), wiring, and rad cap)			
	ComboUnit Auto	ComboUnit Manual	Rad. Auto	Rad. Manual
	CU-70028	CU-00028	5-70028	5-00028

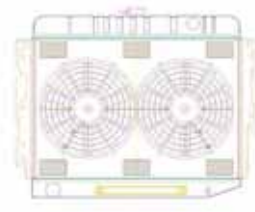
70-72 Satellite

	Core Size	Outlets	Rows	Tube
	18.00 X 21.88 X 2.68	TR / BL	2	MaxCool 1.25"
	Notes:		ComboUnit Notes:	
	Mopar "B" & "E" Small Block		Single 16" Fan Total Thickness: 5.83	
	Part Number: (CU includes radiator, shroud, fan(s), wiring, and rad cap)			
	ComboUnit Auto	ComboUnit Manual	Rad. Auto	Rad. Manual
	CU-70159	CU-00159	5-70159	5-00159

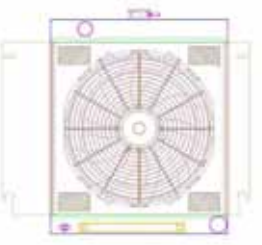
70-73 Satellite

	Core Size	Outlets	Rows	Tube
	17.00 X 25.50 X 2.68	TL / BR	2	MaxCool 1.25"
	Notes:		ComboUnit Notes:	
	Small Block "B" Body Mopar with AC		Twin 11" Fans Total Thickness: 5.74	
	Part Number: (CU includes radiator, shroud, fan(s), wiring, and rad cap)			
	ComboUnit Auto	ComboUnit Manual	Rad. Auto	Rad. Manual
	CU-70001	CU-00001	5-70001	5-00001

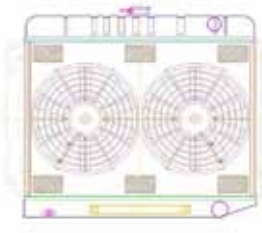
70-73 Satellite

	Core Size	Outlets	Rows	Tube
	17.00 X 25.50 X 2.68	TR / BL	2	MaxCool 1.25"
	Notes:		ComboUnit Notes:	
	Big Block Mopar "B" Body All		Twin 11" Fans Total Thickness: 5.89	
	Part Number: (CU includes radiator, shroud, fan(s), wiring, and rad cap)			
	ComboUnit Auto	ComboUnit Manual	Rad. Auto	Rad. Manual
	CU-70004	CU-00004	5-70004	5-00004

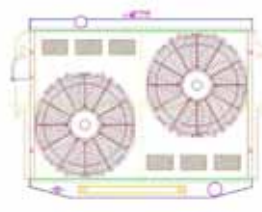
70-73 Satellite

	Core Size	Outlets	Rows	Tube
	18.00 X 18.57 X 2.68	TL / BR	2	MaxCool 1.25"
	Notes:		ComboUnit Notes:	
	Mopar "B" & "E" Body Small core Small Block		Single 16" Fan Total Thickness: 6.02	
	Part Number: (CU includes radiator, shroud, fan(s), wiring, and rad cap)			
	ComboUnit Auto	ComboUnit Manual	Rad. Auto	Rad. Manual
	CU-70022	CU-00022	5-70022	5-00022

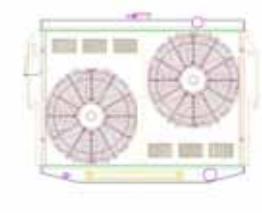
70-73 Satellite

	Core Size	Outlets	Rows	Tube
	17.00 X 25.50 X 2.68	TR / BR	2	MaxCool 1.25"
	Notes:		ComboUnit Notes:	
	Big Block "B" Body Mopar with AC		Twin 11" Fans Total Thickness: 6.17	
	Part Number: (CU includes radiator, shroud, fan(s), wiring, and rad cap)			
	ComboUnit Auto	ComboUnit Manual	Rad. Auto	Rad. Manual
	CU-70045	CU-00045	5-70045	5-00045

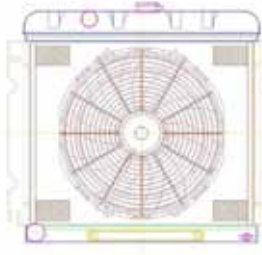
73-74 Satellite

	Core Size	Outlets	Rows	Tube
	18.75 X 28.25 X 2.68	TL / BR	2	MaxCool 1.25"
	Notes:		ComboUnit Notes:	
	Small Block Mopar "B" Body All		Twin 12" Fans Total Thickness: 6.07	
	Part Number: (CU includes radiator, shroud, fan(s), wiring, and rad cap)			
	ComboUnit Auto	ComboUnit Manual	Rad. Auto	Rad. Manual
	CU-70069	CU-00069	5-70069	5-00069

73-74 Satellite

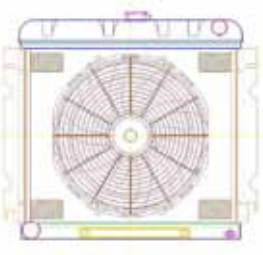
	Core Size	Outlets	Rows	Tube
	18.75 X 28.25 X 2.68	TR / BR	2	MaxCool 1.25"
	Notes:		ComboUnit Notes:	
	Big Block Mopar "B" Body All		Twin 12" Fans Total Thickness: 6.07	
	Part Number: (CU includes radiator, shroud, fan(s), wiring, and rad cap)			
	ComboUnit Auto	ComboUnit Manual	Rad. Auto	Rad. Manual
	CU-70070	CU-00070	5-70070	5-00070

67-69 Scamp


	Core Size	Outlets	Rows	Tube
	17.50 X 21.20 X 2.68	TL / BL	2	MaxCool 1.25"
	Notes:		ComboUnit Notes:	
	Small Block Mopar "A" Body All Some B-Body Cars Utilize this Radiator		Single 16" Fan Total Thickness: 6.14	
	Part Number: (CU includes radiator, shroud, fan(s), wiring, and rad cap)			
	ComboUnit Auto	ComboUnit Manual	Rad. Auto	Rad. Manual
	CU-70027	CU-00027	5-70027	5-00027

PLYMOUTH


67-69 Scamp

	Core Size	Outlets	Rows	Tube
	17.50 X 21.20 X 2.68	TR / BL	2	MaxCool 1.25"
	Notes:		ComboUnit Notes:	
	Big Block Mopar "A" Body All		Single 16" Fan Total Thickness: 6.14	
	Part Number: (CU includes radiator, shroud, fan(s), wiring, and rad cap)			
	ComboUnit Auto	ComboUnit Manual	Rad. Auto	Rad. Manual
	CU-70155	CU-00155	5-70155	5-00155

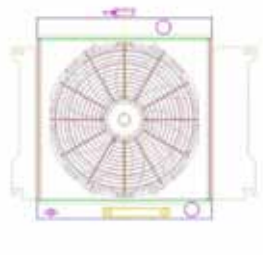
70-72 Scamp

	Core Size	Outlets	Rows	Tube
	17.00 X 22.00 X 2.68	TR / BR	2	MaxCool 1.25"
	Notes:		ComboUnit Notes:	
	Mopar "A" Body OEM 6 & Rare V8 OEM 6 CYL. Design but will Fit Rare 8 CYL.		Twin 10" Fans Total Thickness: 6.27	
	Part Number: (CU includes radiator, shroud, fan(s), wiring, and rad cap)			
	ComboUnit Auto	ComboUnit Manual	Rad. Auto	Rad. Manual
	CU-70153	CU-00153	5-70153	5-00153

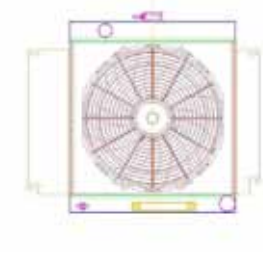
70-72 Scamp

	Core Size	Outlets	Rows	Tube
	17.00 X 22.00 X 2.68	TL / BR	2	MaxCool 1.25"
	Notes:		ComboUnit Notes:	
	Mopar "A" Body OEM Common Small Block V8 Could be Used in GM Motor Swap		Twin 10" Fans Total Thickness: 6.27	
	Part Number: (CU includes radiator, shroud, fan(s), wiring, and rad cap)			
	ComboUnit Auto	ComboUnit Manual	Rad. Auto	Rad. Manual
	CU-70154	CU-00154	5-70154	5-00154


70-73 Scamp

	Core Size	Outlets	Rows	Tube
	17.00 X 18.57 X 2.68	TR / BR	2	MaxCool 1.25"
	Notes:		ComboUnit Notes:	
	Mopar "A" Body L6		Single 16" Fan Total Thickness: 5.70	
	Part Number: (CU includes radiator, shroud, fan(s), wiring, and rad cap)			
	ComboUnit Auto	ComboUnit Manual	Rad. Auto	Rad. Manual
	CU-70023	CU-00023	5-70023	5-00023

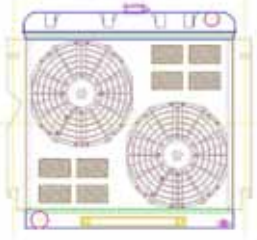
71-72 Scamp

	Core Size	Outlets	Rows	Tube
	17.00 X 18.57 X 2.68	TL / BR	2	MaxCool 1.25"
	Notes:		ComboUnit Notes:	
	Early 70's Small V8 OEM 318 with Air		Single 16" Fan Total Thickness: 5.7	
	Part Number: (CU includes radiator, shroud, fan(s), wiring, and rad cap)			
	ComboUnit Auto	ComboUnit Manual	Rad. Auto	Rad. Manual
	CU-70191	CU-00191	5-70191	5-00191

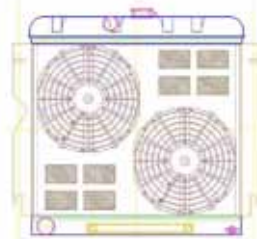
74-76 Scamp

	Core Size	Outlets	Rows	Tube
	18.00 X 22.00 X 1.50	TR / BR	1	1.50"
	Notes:		ComboUnit Notes:	
	Mopar "A" & "F" Body Large 6 CYL. HD		Twin 10" Fans Total Thickness: 5.21	
	Part Number: (CU includes radiator, shroud, fan(s), wiring, and rad cap)			
	ComboUnit Auto	ComboUnit Manual	Rad. Auto	Rad. Manual
	CU-70020	CU-00020	5-70020	5-00020

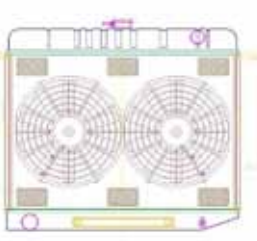
62-65 Sport Fury

	Core Size	Outlets	Rows	Tube
	18.00 X 21.88 X 2.68	TR / BL	2	MaxCool 1.25"
	Notes:		ComboUnit Notes:	
	Mopar "B" Body Big Block		Single 16" Fan Total Thickness: 6.27	
	Part Number: (CU includes radiator, shroud, fan(s), wiring, and rad cap)			
	ComboUnit Auto	ComboUnit Manual	Rad. Auto	Rad. Manual
	CU-70024	CU-00024	5-70024	5-00024

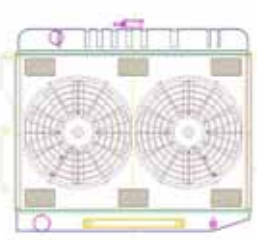
62-65 Sport Fury

	Core Size	Outlets	Rows	Tube
	18.00 X 21.88 X 2.68	TL / BL	2	MaxCool 1.25"
	Notes:		ComboUnit Notes:	
	Mopar "B" Body Small Block		Twin 10" Fans Total Thickness: 6.27	
	Part Number: (CU includes radiator, shroud, fan(s), wiring, and rad cap)			
	ComboUnit Auto	ComboUnit Manual	Rad. Auto	Rad. Manual
	CU-70025	CU-00025	5-70025	5-00025

66-70 Sport Fury


	Core Size	Outlets	Rows	Tube
	17.00 X 25.50 X 2.68	TR / BL	2	MaxCool 1.25"
	Notes:		ComboUnit Notes:	
	Big Block Mopar "C" Body All		Twin 11" Fans Total Thickness: 6.46	
	Part Number: (CU includes radiator, shroud, fan(s), wiring, and rad cap)			
	ComboUnit Auto	ComboUnit Manual	Rad. Auto	Rad. Manual
	CU-70012	CU-00012	5-70012	5-00012

66-70 Sport Fury

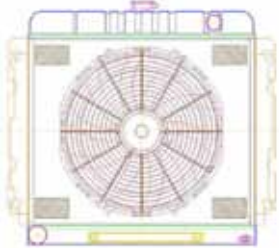
	Core Size	Outlets	Rows	Tube
	17.00 X 25.50 X 2.68	TL / BL	2	MaxCool 1.25"
	Notes:		ComboUnit Notes:	
	Small Block Mopar "C" Body All		Twin 11" Fans Total Thickness: 6.46	
	Part Number: (CU includes radiator, shroud, fan(s), wiring, and rad cap)			
	ComboUnit Auto	ComboUnit Manual	Rad. Auto	Rad. Manual
	CU-70026	CU-00026	5-70026	5-00026

PLYMOUTH

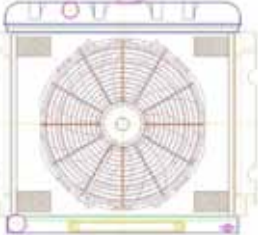
70 Superbird

	Core Size	Outlets	Rows	Tube
	18.00 X 21.88 X 2.68	TL / BL	2	MaxCool 1.25"
	Notes:		ComboUnit Notes:	
	Mopar "B" & "E" Body Big Block		Single 16" Fan Total Thickness: 5.83	
	Part Number: (CU includes radiator, shroud, fan(s), wiring, and rad cap)			
	ComboUnit Auto	ComboUnit Manual	Rad. Auto	Rad. Manual
	CU-70028	CU-00028	5-70028	5-00028

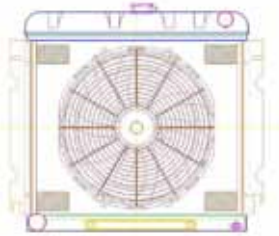
70 Superbird

	Core Size	Outlets	Rows	Tube
	18.00 X 21.88 X 2.68	TR / BL	2	MaxCool 1.25"
	Notes:		ComboUnit Notes:	
	Mopar "B" & "E" Small Block		Single 16" Fan Total Thickness: 5.83	
	Part Number: (CU includes radiator, shroud, fan(s), wiring, and rad cap)			
	ComboUnit Auto	ComboUnit Manual	Rad. Auto	Rad. Manual
	CU-70159	CU-00159	5-70159	5-00159

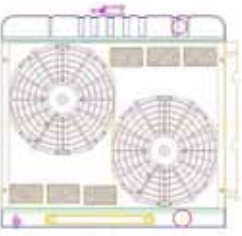
67-69 Valiant

	Core Size	Outlets	Rows	Tube
	17.50 X 21.20 X 2.68	TL / BL	2	MaxCool 1.25"
	Notes:		ComboUnit Notes:	
	Small Block Mopar "A" Body All Some B-Body Cars Utilize this Radiator		Single 16" Fan Total Thickness: 6.14	
	Part Number: (CU includes radiator, shroud, fan(s), wiring, and rad cap)			
	ComboUnit Auto	ComboUnit Manual	Rad. Auto	Rad. Manual
	CU-70027	CU-00027	5-70027	5-00027

67-69 Valiant

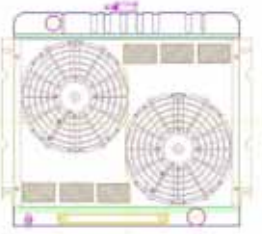
	Core Size	Outlets	Rows	Tube
	17.50 X 21.20 X 2.68	TR / BL	2	MaxCool 1.25"
	Notes:		ComboUnit Notes:	
	Big Block Mopar "A" Body All		Single 16" Fan Total Thickness: 6.14	
	Part Number: (CU includes radiator, shroud, fan(s), wiring, and rad cap)			
	ComboUnit Auto	ComboUnit Manual	Rad. Auto	Rad. Manual
	CU-70155	CU-00155	5-70155	5-00155

70-72 Valiant

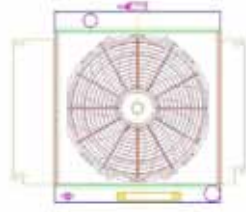
	Core Size	Outlets	Rows	Tube
	17.00 X 22.00 X 2.68	TR / BR	2	MaxCool 1.25"
	Notes:		ComboUnit Notes:	
	Mopar "A" Body OEM 6 & Rare V8 OEM 6 CYL. Design but will Fit Rare 8 CYL.		Twin 10" Fans Total Thickness: 6.27	
	Part Number: (CU includes radiator, shroud, fan(s), wiring, and rad cap)			
	ComboUnit Auto	ComboUnit Manual	Rad. Auto	Rad. Manual
	CU-70153	CU-00153	5-70153	5-00153

PLYMOUTH

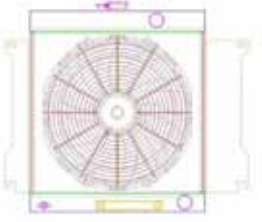
70-72 Valiant

	Core Size	Outlets	Rows	Tube
	17.00 X 22.00 X 2.68	TL / BR	2	MaxCool 1.25"
	Notes:		ComboUnit Notes:	
	Mopar "A" Body OEM Common Small Block V8 Could be Used in GM Motor Swap		Twin 10" Fans Total Thickness: 6.27	
	Part Number: (CU includes radiator, shroud, fan(s), wiring, and rad cap)			
	ComboUnit Auto	ComboUnit Manual	Rad. Auto	Rad. Manual
	CU-70154	CU-00154	5-70154	5-00154

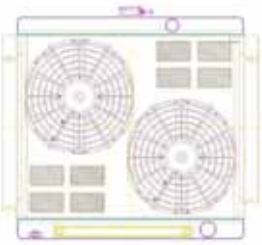
70-72 Valiant

	Core Size	Outlets	Rows	Tube
	17.00 X 18.57 X 2.68	TL / BR	2	MaxCool 1.25"
	Notes:		ComboUnit Notes:	
	Early 70's Small V8 OEM 318 with Air		Single 16" Fan Total Thickness: 5.7	
	Part Number: (CU includes radiator, shroud, fan(s), wiring, and rad cap)			
	ComboUnit Auto	ComboUnit Manual	Rad. Auto	Rad. Manual
	CU-70191	CU-00191	5-70191	5-00191

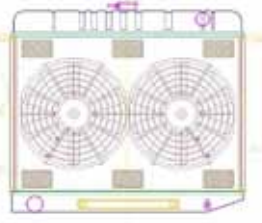
70-73 Valiant

	Core Size	Outlets	Rows	Tube
	17.00 X 18.57 X 2.68	TR / BR	2	MaxCool 1.25"
	Notes:		ComboUnit Notes:	
	Mopar "A" Body L6		Single 16" Fan Total Thickness: 5.70	
	Part Number: (CU includes radiator, shroud, fan(s), wiring, and rad cap)			
	ComboUnit Auto	ComboUnit Manual	Rad. Auto	Rad. Manual
	CU-70023	CU-00023	5-70023	5-00023

74-76 Valiant

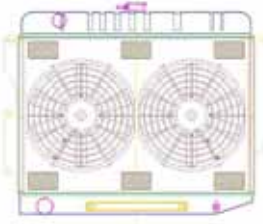
	Core Size	Outlets	Rows	Tube
	18.00 X 22.00 X 1.50	TR / BR	1	1.50"
	Notes:		ComboUnit Notes:	
	Mopar "A" & "F" Body Large 6 CYL. HD		Twin 10" Fans Total Thickness: 5.21	
	Part Number: (CU includes radiator, shroud, fan(s), wiring, and rad cap)			
	ComboUnit Auto	ComboUnit Manual	Rad. Auto	Rad. Manual
	CU-70020	CU-00020	5-70020	5-00020

66-70 VIP


	Core Size	Outlets	Rows	Tube
	17.00 X 25.50 X 2.68	TR / BL	2	MaxCool 1.25"
	Notes:		ComboUnit Notes:	
	Big Block Mopar "C" Body All		Twin 11" Fans Total Thickness: 6.46	
	Part Number: (CU includes radiator, shroud, fan(s), wiring, and rad cap)			
	ComboUnit Auto	ComboUnit Manual	Rad. Auto	Rad. Manual
	CU-70012	CU-00012	5-70012	5-00012

PLYMOUTH

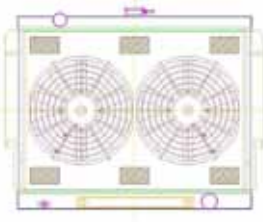
66-70 VIP

	Core Size	Outlets	Rows	Tube
	17.00 X 25.50 X 2.68	TL / BL	2	MaxCool 1.25"
	Notes:		ComboUnit Notes:	
	Small Block Mopar "C" Body All		Twin 11" Fans Total Thickness: 6.46	
	Part Number: (CU includes radiator, shroud, fan(s), wiring, and rad cap)			
	ComboUnit Auto	ComboUnit Manual	Rad. Auto	Rad. Manual
	CU-70026	CU-00026	5-70026	5-00026

76-77 Volare

	Core Size	Outlets	Rows	Tube
	18.00 X 22.00 X 1.50	TR / BR	1	1.50"
	Notes:		ComboUnit Notes:	
	Mopar "A" & "F" Body Large 6 CYL. HD		Twin 10" Fans Total Thickness: 5.21	
	Part Number: (CU includes radiator, shroud, fan(s), wiring, and rad cap)			
	ComboUnit Auto	ComboUnit Manual	Rad. Auto	Rad. Manual
	CU-70020	CU-00020	5-70020	5-00020

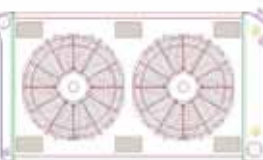
76-80 Volare

	Core Size	Outlets	Rows	Tube
	18.00 X 26.38 X 2.68	TL / BR	2	MaxCool 1.25"
	Notes:		ComboUnit Notes:	
	Small Block Mopar "F" Body All		Twin 11" Fans Total Thickness: 5.17	
	Part Number: (CU includes radiator, shroud, fan(s), wiring, and rad cap)			
	ComboUnit Auto	ComboUnit Manual	Rad. Auto	Rad. Manual
	CU-70033	CU-00033	5-70033	5-00033

Why doesn't Griffin use the same transcooler fittings that the car had originally?
Some of the original transcooler fittings are not available anymore.

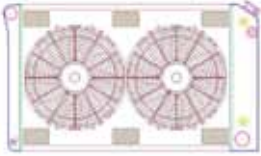
PONTIAC

68-89 Boneville

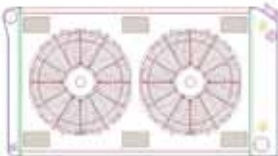
	Core Size	Outlets	Rows	Tube
	28.38 X 18.53 X 2.68	TL / BR	2	MaxCool 1.25"
	Notes:		ComboUnit Notes:	
	GM "A" & "G" Body + Some Models May Require 1.75" Lower Hose		Twin 12" Fans Total Thickness: 5.52"	
	Part Number: (CU includes radiator, shroud, fan(s), wiring, and rad cap)			
	ComboUnit Auto	ComboUnit Manual	Rad. Auto	Rad. Manual
	CU-70006	CU-00006	6-70006	6-00006

PONTIAC

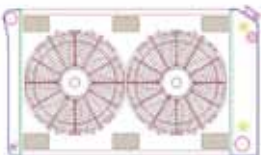
68-89 Boneville

	Core Size	Outlets	Rows	Tube
	26.38 X 18.53 X 2.68	TL / BR	2	MaxCool 1.25"
	Notes:		ComboUnit Notes:	
	GM "A" & "G" Body + Some Models May Require 1.75" Lower Hose		Twin 12" Fans Total Thickness: 5.58"	
	Part Number: (CU includes radiator, shroud, fan(s), wiring, and rad cap)			
	ComboUnit Auto	ComboUnit Manual	Rad. Auto	Rad. Manual
	CU-70007	CU-00007	6-70007	6-00007


68-89 Catalina

	Core Size	Outlets	Rows	Tube
	28.38 X 18.53 X 2.68	TL / BR	2	MaxCool 1.25"
	Notes:		ComboUnit Notes:	
	GM "A" & "G" Body + Some Models May Require 1.75" Lower Hose		Twin 12" Fans Total Thickness: 5.52"	
	Part Number: (CU includes radiator, shroud, fan(s), wiring, and rad cap)			
	ComboUnit Auto	ComboUnit Manual	Rad. Auto	Rad. Manual
	CU-70006	CU-00006	6-70006	6-00006

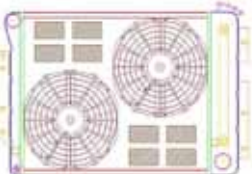
68-89 Catalina

	Core Size	Outlets	Rows	Tube
	26.38 X 18.53 X 2.68	TL / BR	2	MaxCool 1.25"
	Notes:		ComboUnit Notes:	
	GM "A" & "G" Body + Some Models May Require 1.75" Lower Hose		Twin 12" Fans Total Thickness: 5.58"	
	Part Number: (CU includes radiator, shroud, fan(s), wiring, and rad cap)			
	ComboUnit Auto	ComboUnit Manual	Rad. Auto	Rad. Manual
	CU-70007	CU-00007	6-70007	6-00007

67-69 Firebird

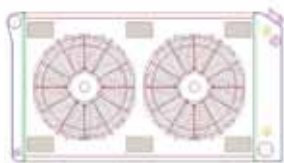
	Core Size	Outlets	Rows	Tube
	23.00 x 18.47 X 2.68	TL / BR	2	MaxCool 1.25"
	Notes:		ComboUnit Notes:	
	First Gen. F-Body Some X-Body Some Rare Big Block Novas Received this Rad		Twin 11" Fans Total Thickness: 5.52	
	Part Number: (CU includes radiator, shroud, fan(s), wiring, and rad cap)			
	ComboUnit Auto	ComboUnit Manual	Rad. Auto	Rad. Manual
	CU-70048	CU-00048	6-70048	6-00048

67-69 Firebird

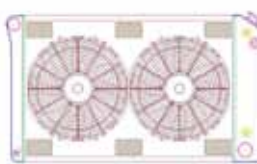
	Core Size	Outlets	Rows	Tube
	20.75 X 18.47 x 2.68	TL / BR	2	MaxCool 1.25"
	Notes:		ComboUnit Notes:	
	First Gen. F-Body		Twin 10" Fans Total Thickness: 5.52	
	Part Number: (CU includes radiator, shroud, fan(s), wiring, and rad cap)			
	ComboUnit Auto	ComboUnit Manual	Rad. Auto	Rad. Manual
	CU-70049	CU-00049	6-70049	6-00049

PONTIAC

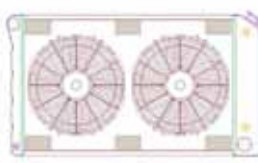
70-81 Firebird / TA

	Core Size	Outlets	Rows	Tube
	28.38 X 18.53 X 2.68	TL / BR	2	MaxCool 1.25"
	Notes:		ComboUnit Notes:	
	GM "A" & "G" Body + Some Models May Require 1.75" Lower Hose		Twin 12" Fans Total Thickness: 5.52"	
	Part Number: (CU includes radiator, shroud, fan(s), wiring, and rad cap)			
	ComboUnit Auto	ComboUnit Manual	Rad. Auto	Rad. Manual
CU-70006	CU-00006	6-70006	6-00006	

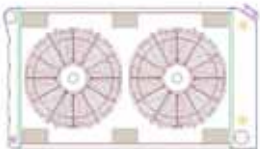
70-81 Firebird / TA

	Core Size	Outlets	Rows	Tube
	26.38 X 18.53 X 2.68	TL / BR	2	MaxCool 1.25"
	Notes:		ComboUnit Notes:	
	GM "A" & "G" Body + Some Models May Require 1.75" Lower Hose		Twin 12" Fans Total Thickness: 5.58"	
	Part Number: (CU includes radiator, shroud, fan(s), wiring, and rad cap)			
	ComboUnit Auto	ComboUnit Manual	Rad. Auto	Rad. Manual
CU-70007	CU-00007	6-70007	6-00007	

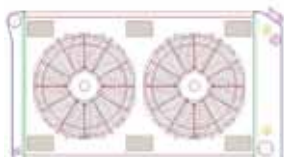
70-81 Firebird / TA

	Core Size	Outlets	Rows	Tube
	27.50 X 18.73 X 2.68	TL / BR	2	MaxCool 1.25"
	Notes:		ComboUnit Notes:	
	Large Pontiac Firebird Radiator Factory Large V8 Radiator		Twin 12" Fans Total Thickness: 5.60	
	Part Number: (CU includes radiator, shroud, fan(s), wiring, and rad cap)			
	ComboUnit Auto	ComboUnit Manual	Rad. Auto	Rad. Manual
CU-70189	CU-00189	6-70189	6-00189	

70-81 Formula

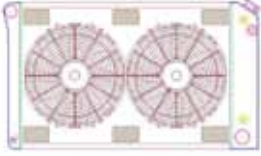
	Core Size	Outlets	Rows	Tube
	27.50 X 18.73 X 2.68	TL / BR	2	MaxCool 1.25"
	Notes:		ComboUnit Notes:	
	Large Pontiac Firebird Radiator Factory Large V8 Radiator		Twin 12" Fans Total Thickness: 5.60	
	Part Number: (CU includes radiator, shroud, fan(s), wiring, and rad cap)			
	ComboUnit Auto	ComboUnit Manual	Rad. Auto	Rad. Manual
CU-70189	CU-00189	6-70189	6-00189	

65-87 Grand Prix

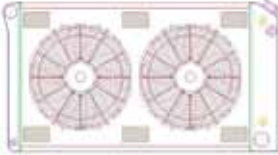
	Core Size	Outlets	Rows	Tube
	28.38 X 18.53 X 2.68	TL / BR	2	MaxCool 1.25"
	Notes:		ComboUnit Notes:	
	GM "A" & "G" Body + Some Models May Require 1.75" Lower Hose		Twin 12" Fans Total Thickness: 5.52"	
	Part Number: (CU includes radiator, shroud, fan(s), wiring, and rad cap)			
	ComboUnit Auto	ComboUnit Manual	Rad. Auto	Rad. Manual
CU-70006	CU-00006	6-70006	6-00006	

PONTIAC

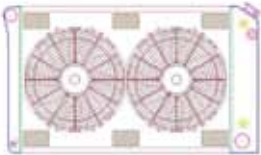
65-87 Grand Prix

	Core Size	Outlets	Rows	Tube
	26.38 X 18.53 X 2.68	TL / BR	2	MaxCool 1.25"
	Notes:		ComboUnit Notes:	
	GM "A" & "G" Body + Some Models May Require 1.75" Lower Hose		Twin 12" Fans Total Thickness: 5.58"	
	Part Number: (CU includes radiator, shroud, fan(s), wiring, and rad cap)			
	ComboUnit Auto	ComboUnit Manual	Rad. Auto	Rad. Manual
	CU-70007	CU-00007	6-70007	6-00007

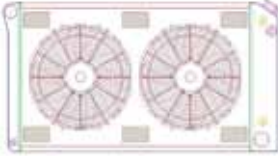
73-81 GrandAm

	Core Size	Outlets	Rows	Tube
	28.38 X 18.53 X 2.68	TL / BR	2	MaxCool 1.25"
	Notes:		ComboUnit Notes:	
	GM "A" & "G" Body + Some Models May Require 1.75" Lower Hose		Twin 12" Fans Total Thickness: 5.52"	
	Part Number: (CU includes radiator, shroud, fan(s), wiring, and rad cap)			
	ComboUnit Auto	ComboUnit Manual	Rad. Auto	Rad. Manual
	CU-70006	CU-00006	6-70006	6-00006

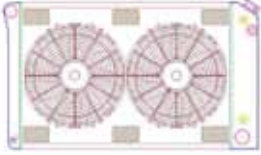
73-81 GrandAm

	Core Size	Outlets	Rows	Tube
	26.38 X 18.53 X 2.68	TL / BR	2	MaxCool 1.25"
	Notes:		ComboUnit Notes:	
	GM "A" & "G" Body + Some Models May Require 1.75" Lower Hose		Twin 12" Fans Total Thickness: 5.58"	
	Part Number: (CU includes radiator, shroud, fan(s), wiring, and rad cap)			
	ComboUnit Auto	ComboUnit Manual	Rad. Auto	Rad. Manual
	CU-70007	CU-00007	6-70007	6-00007

71-76 Grandville

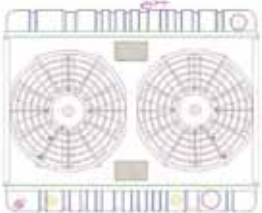
	Core Size	Outlets	Rows	Tube
	28.38 X 18.53 X 2.68	TL / BR	2	MaxCool 1.25"
	Notes:		ComboUnit Notes:	
	GM "A" & "G" Body + Some Models May Require 1.75" Lower Hose		Twin 12" Fans Total Thickness: 5.52"	
	Part Number: (CU includes radiator, shroud, fan(s), wiring, and rad cap)			
	ComboUnit Auto	ComboUnit Manual	Rad. Auto	Rad. Manual
	CU-70006	CU-00006	6-70006	6-00006

71-76 Grandville

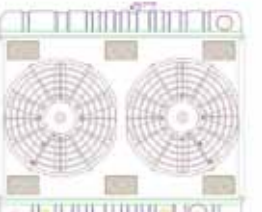
	Core Size	Outlets	Rows	Tube
	26.38 X 18.53 X 2.68	TL / BR	2	MaxCool 1.25"
	Notes:		ComboUnit Notes:	
	GM "A" & "G" Body + Some Models May Require 1.75" Lower Hose		Twin 12" Fans Total Thickness: 5.58"	
	Part Number: (CU includes radiator, shroud, fan(s), wiring, and rad cap)			
	ComboUnit Auto	ComboUnit Manual	Rad. Auto	Rad. Manual
	CU-70007	CU-00007	6-70007	6-00007

PONTIAC

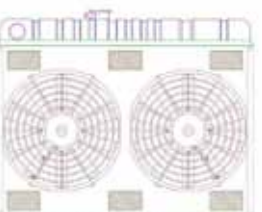
64-65 GTO

	Core Size	Outlets	Rows	Tube
	15.00 X 25.50 X 2.68	TR / BR	2	MaxCool 1.25"
	Notes:		ComboUnit Notes:	
	Early Pontiac V8 Right Side Filler (Passenger)		Twin 11" Fans Total Thickness: 6.12	
	Part Number: (CU includes radiator, shroud, fan(s), wiring, and rad cap)			
	ComboUnit Auto	ComboUnit Manual	Rad. Auto	Rad. Manual
	CU-70156	CU-00156	6-70156	6-00156

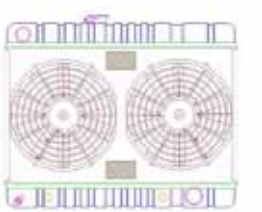
64-65 GTO

	Core Size	Outlets	Rows	Tube
	17.00 X 25.50 X 2.68	TR / BR	2	MaxCool 1.25"
	Notes:		ComboUnit Notes:	
	Early Pontiac V8 Right Side Filler (Passenger)		Twin 11" Fans Total Thickness: 6.12	
	Part Number: (CU includes radiator, shroud, fan(s), wiring, and rad cap)			
	ComboUnit Auto	ComboUnit Manual	Rad. Auto	Rad. Manual
	CU-70157	CU-00157	6-70157	6-00157

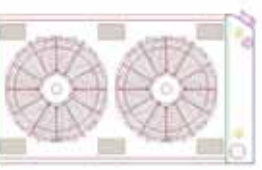
65-67 GTO

	Core Size	Outlets	Rows	Tube
	17.00 X 25.50 X 2.68	TL / BR	2	MaxCool 1.25"
	Notes:		ComboUnit Notes:	
	GM V8 (EXC. Late Model LT & LS) Left Side Filler (Driver)		Twin 11" Fans Total Thickness: 6.05	
	Part Number: (CU includes radiator, shroud, fan(s), wiring, and rad cap)			
	ComboUnit Auto	ComboUnit Manual	Rad. Auto	Rad. Manual
	CU-70060	CU-00060	6-70060	6-00060

65-67 GTO

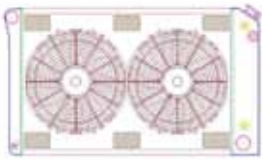
	Core Size	Outlets	Rows	Tube
	15.00 X 25.50 X 2.68	TL / BR	2	MaxCool 1.25"
	Notes:		ComboUnit Notes:	
	GM V8 (EXC. Late Model LT & LS) Left Side Filler (Driver)		Twin 11" Fans Total Thickness: 6.05	
	Part Number: (CU includes radiator, shroud, fan(s), wiring, and rad cap)			
	ComboUnit Auto	ComboUnit Manual	Rad. Auto	Rad. Manual
	CU-70062	CU-00062	6-70062	6-00062

68-81 GTO

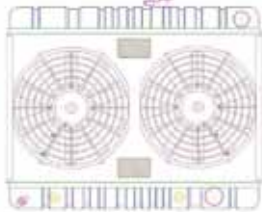
	Core Size	Outlets	Rows	Tube
	28.38 X 18.53 X 2.68	TL / BR	2	MaxCool 1.25"
	Notes:		ComboUnit Notes:	
	GM "A" & "G" Body + Some Models May Require 1.75" Lower Hose		Twin 12" Fans Total Thickness: 5.52"	
	Part Number: (CU includes radiator, shroud, fan(s), wiring, and rad cap)			
	ComboUnit Auto	ComboUnit Manual	Rad. Auto	Rad. Manual
	CU-70006	CU-00006	6-70006	6-00006

PONTIAC

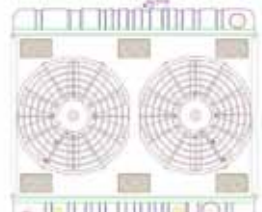
68-81 GTO

	Core Size	Outlets	Rows	Tube
	26.38 X 18.53 X 2.68	TL / BR	2	MaxCool 1.25"
	Notes:		ComboUnit Notes:	
	GM "A" & "G" Body + Some Models May Require 1.75" Lower Hose		Twin 12" Fans Total Thickness: 5.58"	
	Part Number: (CU includes radiator, shroud, fan(s), wiring, and rad cap)			
	ComboUnit Auto	ComboUnit Manual	Rad. Auto	Rad. Manual
CU-70007	CU-00007	6-70007	6-00007	

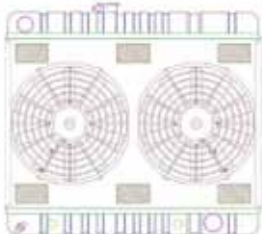
64-65 Lemans

	Core Size	Outlets	Rows	Tube
	15.00 X 25.50 X 2.68	TR / BR	2	MaxCool 1.25"
	Notes:		ComboUnit Notes:	
	Early Pontiac V8 Right Side Filler (Passenger)		Twin 11" Fans Total Thickness: 6.12	
	Part Number: (CU includes radiator, shroud, fan(s), wiring, and rad cap)			
	ComboUnit Auto	ComboUnit Manual	Rad. Auto	Rad. Manual
CU-70156	CU-00156	6-70156	6-00156	

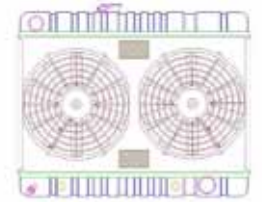
64-65 Lemans

	Core Size	Outlets	Rows	Tube
	17.00 X 25.50 X 2.68	TR / BR	2	MaxCool 1.25"
	Notes:		ComboUnit Notes:	
	Early Pontiac V8 Right Side Filler (Passenger)		Twin 11" Fans Total Thickness: 6.12	
	Part Number: (CU includes radiator, shroud, fan(s), wiring, and rad cap)			
	ComboUnit Auto	ComboUnit Manual	Rad. Auto	Rad. Manual
CU-70157	CU-00157	6-70157	6-00157	

65-67 Lemans

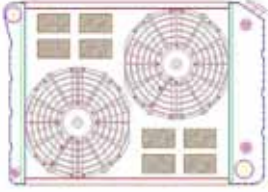
	Core Size	Outlets	Rows	Tube
	17.00 X 25.50 X 2.68	TL / BR	2	MaxCool 1.25"
	Notes:		ComboUnit Notes:	
	GM V8 (EXC. Late Model LT & LS) Left Side Filler (Driver)		Twin 11" Fans Total Thickness: 6.05	
	Part Number: (CU includes radiator, shroud, fan(s), wiring, and rad cap)			
	ComboUnit Auto	ComboUnit Manual	Rad. Auto	Rad. Manual
CU-70060	CU-00060	6-70060	6-00060	

65-67 Lemans


	Core Size	Outlets	Rows	Tube
	15.00 X 25.50 X 2.68	TL / BR	2	MaxCool 1.25"
	Notes:		ComboUnit Notes:	
	GM V8 (EXC. Late Model LT & LS) Left Side Filler (Driver)		Twin 11" Fans Total Thickness: 6.05	
	Part Number: (CU includes radiator, shroud, fan(s), wiring, and rad cap)			
	ComboUnit Auto	ComboUnit Manual	Rad. Auto	Rad. Manual
CU-70062	CU-00062	6-70062	6-00062	

PONTIAC


68-72 Lemans

	Core Size	Outlets	Rows	Tube
	20.75 X 18.63 X 2.68	TL / BR	2	MaxCool 1.25"
	Notes:		ComboUnit Notes:	
	GM OUTLETS Small GM V8 and 6 cylinder		Twin 10" Fans Total Thickness: 5.52"	
	Part Number: (CU includes radiator, shroud, fan(s), wiring, and rad cap)			
	ComboUnit Auto	ComboUnit Manual	Rad. Auto	Rad. Manual
	CU-70186	CU-00186	6-70186	6-00186

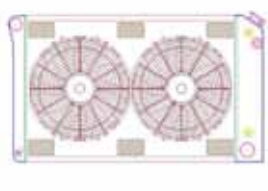
68-72 Lemans

	Core Size	Outlets	Rows	Tube
	20.75 X 18.63 X 2.68	TL / BR	2	MaxCool 1.25"
	Notes:		ComboUnit Notes:	
	GM OUTLETS GM V8 RADIATOR		Twin 10" Fans Total Thickness: 5.52"	
	Part Number: (CU includes radiator, shroud, fan(s), wiring, and rad cap)			
	ComboUnit Auto	ComboUnit Manual	Rad. Auto	Rad. Manual
	CU-70187	CU-00187	6-70187	6-00187


68-81 Lemans

	Core Size	Outlets	Rows	Tube
	28.38 X 18.53 X 2.68	TL / BR	2	MaxCool 1.25"
	Notes:		ComboUnit Notes:	
	GM "A" & "G" Body + Some Models May Require 1.75" Lower Hose		Twin 12" Fans Total Thickness: 5.52"	
	Part Number: (CU includes radiator, shroud, fan(s), wiring, and rad cap)			
	ComboUnit Auto	ComboUnit Manual	Rad. Auto	Rad. Manual
	CU-70006	CU-00006	6-70006	6-00006

68-81 Lemans

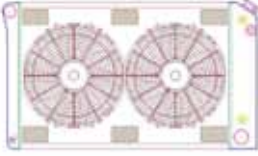
	Core Size	Outlets	Rows	Tube
	26.38 X 18.53 X 2.68	TL / BR	2	MaxCool 1.25"
	Notes:		ComboUnit Notes:	
	GM "A" & "G" Body + Some Models May Require 1.75" Lower Hose		Twin 12" Fans Total Thickness: 5.58"	
	Part Number: (CU includes radiator, shroud, fan(s), wiring, and rad cap)			
	ComboUnit Auto	ComboUnit Manual	Rad. Auto	Rad. Manual
	CU-70007	CU-00007	6-70007	6-00007

84-86 Parisienne

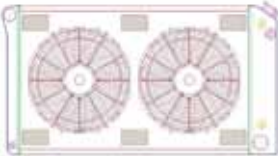
	Core Size	Outlets	Rows	Tube
	28.38 X 18.53 X 2.68	TL / BR	2	MaxCool 1.25"
	Notes:		ComboUnit Notes:	
	GM "A" & "G" Body + Some Models May Require 1.75" Lower Hose		Twin 12" Fans Total Thickness: 5.52"	
	Part Number: (CU includes radiator, shroud, fan(s), wiring, and rad cap)			
	ComboUnit Auto	ComboUnit Manual	Rad. Auto	Rad. Manual
	CU-70006	CU-00006	6-70006	6-00006

PONTIAC

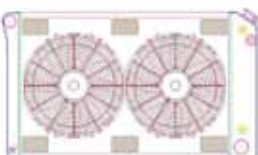
84-86 Parisienne

	Core Size	Outlets	Rows	Tube
	26.38 X 18.53 X 2.68	TL / BR	2	MaxCool 1.25"
	Notes:		ComboUnit Notes:	
	GM "A" & "G" Body + Some Models May Require 1.75" Lower Hose		Twin 12" Fans Total Thickness: 5.58"	
	Part Number: (CU includes radiator, shroud, fan(s), wiring, and rad cap)			
	ComboUnit Auto	ComboUnit Manual	Rad. Auto	Rad. Manual
	CU-70007	CU-00007	6-70007	6-00007

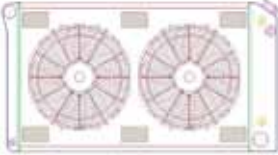
78-79 Phoenix

	Core Size	Outlets	Rows	Tube
	28.38 X 18.53 X 2.68	TL / BR	2	MaxCool 1.25"
	Notes:		ComboUnit Notes:	
	GM "A" & "G" Body + Some Models May Require 1.75" Lower Hose		Twin 12" Fans Total Thickness: 5.52"	
	Part Number: (CU includes radiator, shroud, fan(s), wiring, and rad cap)			
	ComboUnit Auto	ComboUnit Manual	Rad. Auto	Rad. Manual
	CU-70006	CU-00006	6-70006	6-00006

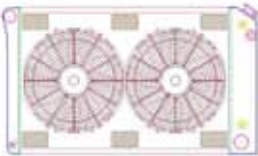
78-79 Phoenix

	Core Size	Outlets	Rows	Tube
	26.38 X 18.53 X 2.68	TL / BR	2	MaxCool 1.25"
	Notes:		ComboUnit Notes:	
	GM "A" & "G" Body + Some Models May Require 1.75" Lower Hose		Twin 12" Fans Total Thickness: 5.58"	
	Part Number: (CU includes radiator, shroud, fan(s), wiring, and rad cap)			
	ComboUnit Auto	ComboUnit Manual	Rad. Auto	Rad. Manual
	CU-70007	CU-00007	6-70007	6-00007

71-77 Safari Wagon

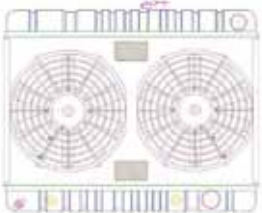
	Core Size	Outlets	Rows	Tube
	28.38 X 18.53 X 2.68	TL / BR	2	MaxCool 1.25"
	Notes:		ComboUnit Notes:	
	GM "A" & "G" Body + Some Models May Require 1.75" Lower Hose		Twin 12" Fans Total Thickness: 5.52"	
	Part Number: (CU includes radiator, shroud, fan(s), wiring, and rad cap)			
	ComboUnit Auto	ComboUnit Manual	Rad. Auto	Rad. Manual
	CU-70006	CU-00006	6-70006	6-00006

71-77 Safari Wagon

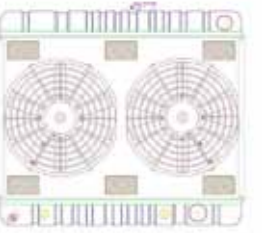
	Core Size	Outlets	Rows	Tube
	26.38 X 18.53 X 2.68	TL / BR	2	MaxCool 1.25"
	Notes:		ComboUnit Notes:	
	GM "A" & "G" Body + Some Models May Require 1.75" Lower Hose		Twin 12" Fans Total Thickness: 5.58"	
	Part Number: (CU includes radiator, shroud, fan(s), wiring, and rad cap)			
	ComboUnit Auto	ComboUnit Manual	Rad. Auto	Rad. Manual
	CU-70007	CU-00007	6-70007	6-00007

PONTIAC

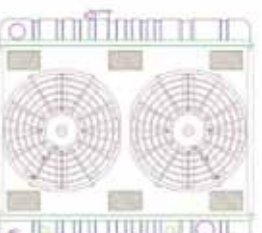
64-65 Tempest

	Core Size	Outlets	Rows	Tube
	15.00 X 25.50 X 2.68	TR / BR	2	MaxCool 1.25"
	Notes:		ComboUnit Notes:	
	Early Pontiac V8 Right Side Filler (Passenger)		Twin 11" Fans Total Thickness: 6.12	
	Part Number: (CU includes radiator, shroud, fan(s), wiring, and rad cap)			
	ComboUnit Auto	ComboUnit Manual	Rad. Auto	Rad. Manual
	CU-70156	CU-00156	6-70156	6-00156

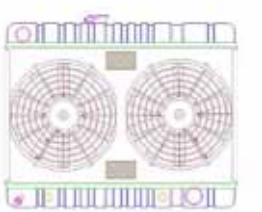
64-65 Tempest

	Core Size	Outlets	Rows	Tube
	17.00 X 25.50 X 2.68	TR / BR	2	MaxCool 1.25"
	Notes:		ComboUnit Notes:	
	Early Pontiac V8 Right Side Filler (Passenger)		Twin 11" Fans Total Thickness: 6.12	
	Part Number: (CU includes radiator, shroud, fan(s), wiring, and rad cap)			
	ComboUnit Auto	ComboUnit Manual	Rad. Auto	Rad. Manual
	CU-70157	CU-00157	6-70157	6-00157

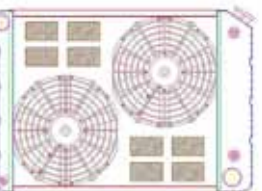
65-67 Tempest

	Core Size	Outlets	Rows	Tube
	17.00 X 25.50 X 2.68	TL / BR	2	MaxCool 1.25"
	Notes:		ComboUnit Notes:	
	GM V8 (EXC. Late Model LT & LS) Left Side Filler (Driver)		Twin 11" Fans Total Thickness: 6.05	
	Part Number: (CU includes radiator, shroud, fan(s), wiring, and rad cap)			
	ComboUnit Auto	ComboUnit Manual	Rad. Auto	Rad. Manual
	CU-70060	CU-00060	6-70060	6-00060

65-67 Tempest

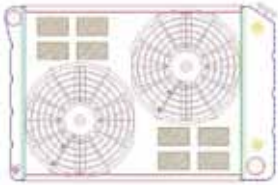
	Core Size	Outlets	Rows	Tube
	15.00 X 25.50 X 2.68	TL / BR	2	MaxCool 1.25"
	Notes:		ComboUnit Notes:	
	GM V8 (EXC. Late Model LT & LS) Left Side Filler (Driver)		Twin 11" Fans Total Thickness: 6.05	
	Part Number: (CU includes radiator, shroud, fan(s), wiring, and rad cap)			
	ComboUnit Auto	ComboUnit Manual	Rad. Auto	Rad. Manual
	CU-70062	CU-00062	6-70062	6-00062

68-70 Tempest

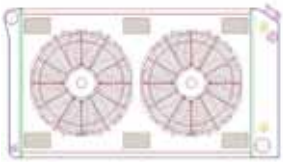
	Core Size	Outlets	Rows	Tube
	20.75 X 18.63 X 2.68	TL / BR	2	MaxCool 1.25"
	Notes:		ComboUnit Notes:	
	GM OUTLETS Small GM V8 and 6 cylinder		Twin 10" Fans Total Thickness: 5.52"	
	Part Number: (CU includes radiator, shroud, fan(s), wiring, and rad cap)			
	ComboUnit Auto	ComboUnit Manual	Rad. Auto	Rad. Manual
	CU-70186	CU-00186	6-70186	6-00186

PONTIAC

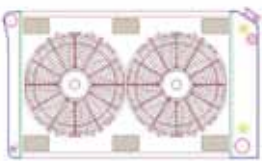
68-70 Tempest

	Core Size	Outlets	Rows	Tube
	20.75 X 18.63 X 2.68	TL / BR	2	MaxCool 1.25"
	Notes:		ComboUnit Notes:	
	GM OUTLETS GM V8 RADIATOR		Twin 10" Fans Total Thickness: 5.52"	
	Part Number: (CU includes radiator, shroud, fan(s), wiring, and rad cap)			
	ComboUnit Auto	ComboUnit Manual	Rad. Auto	Rad. Manual
	CU-70187	CU-00187	6-70187	6-00187

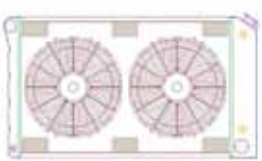
68-81 Tempest

	Core Size	Outlets	Rows	Tube
	28.38 X 18.53 X 2.68	TL / BR	2	MaxCool 1.25"
	Notes:		ComboUnit Notes:	
	GM "A" & "G" Body + Some Models May Require 1.75" Lower Hose		Twin 12" Fans Total Thickness: 5.52"	
	Part Number: (CU includes radiator, shroud, fan(s), wiring, and rad cap)			
	ComboUnit Auto	ComboUnit Manual	Rad. Auto	Rad. Manual
	CU-70006	CU-00006	6-70006	6-00006

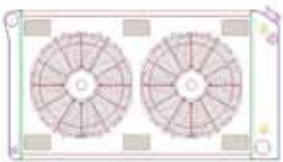
68-81 Tempest

	Core Size	Outlets	Rows	Tube
	26.38 X 18.53 X 2.68	TL / BR	2	MaxCool 1.25"
	Notes:		ComboUnit Notes:	
	GM "A" & "G" Body + Some Models May Require 1.75" Lower Hose		Twin 12" Fans Total Thickness: 5.58"	
	Part Number: (CU includes radiator, shroud, fan(s), wiring, and rad cap)			
	ComboUnit Auto	ComboUnit Manual	Rad. Auto	Rad. Manual
	CU-70007	CU-00007	6-70007	6-00007

70-81 TransAm

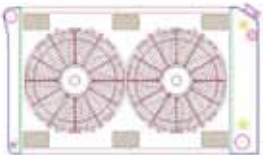
	Core Size	Outlets	Rows	Tube
	27.50 X 18.73 X 2.68	TL / BR	2	MaxCool 1.25"
	Notes:		ComboUnit Notes:	
	Large Pontiac Firebird Radiator Factory Large V8 Radiator		Twin 12" Fans Total Thickness: 5.60	
	Part Number: (CU includes radiator, shroud, fan(s), wiring, and rad cap)			
	ComboUnit Auto	ComboUnit Manual	Rad. Auto	Rad. Manual
	CU-70189	CU-00189	6-70189	6-00189

71-77 Ventura

	Core Size	Outlets	Rows	Tube
	28.38 X 18.53 X 2.68	TL / BR	2	MaxCool 1.25"
	Notes:		ComboUnit Notes:	
	GM "A" & "G" Body + Some Models May Require 1.75" Lower Hose		Twin 12" Fans Total Thickness: 5.52"	
	Part Number: (CU includes radiator, shroud, fan(s), wiring, and rad cap)			
	ComboUnit Auto	ComboUnit Manual	Rad. Auto	Rad. Manual
	CU-70006	CU-00006	6-70006	6-00006

PONTIAC

72-77 Ventura


	Core Size	Outlets	Rows	Tube
	26.38 X 18.53 X 2.68	TL / BR	2	MaxCool 1.25"
	Notes:		ComboUnit Notes:	
	GM "A" & "G" Body + Some Models May Require 1.75" Lower Hose		Twin 12" Fans Total Thickness: 5.58"	
	Part Number: (CU includes radiator, shroud, fan(s), wiring, and rad cap)			
	ComboUnit Auto	ComboUnit Manual	Rad. Auto	Rad. Manual
	CU-70007	CU-00007	6-70007	6-00007

Will an internal transcooler raise the water temperature?

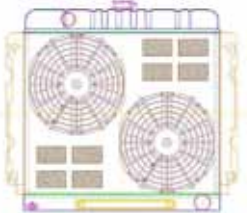
An internal transcooler may raise the water temperature by an insignificant amount of approximately 1 – 2 degrees.

DODGE TRUCK


70-78 B - Series

	Core Size	Outlets	Rows	Tube
	18.00 X 21.88 X 2.68	TL / BL	2	MaxCool 1.25"
	Notes:		ComboUnit Notes:	
	Mopar "B" & "E" Body Big Block		Single 16" Fan Total Thickness: 5.83	
	Part Number: (CU includes radiator, shroud, fan(s), wiring, and rad cap)			
	ComboUnit Auto	ComboUnit Manual	Rad. Auto	Rad. Manual
	CU-70028	CU-00028	5-70028	5-00028

70-78 B - Series

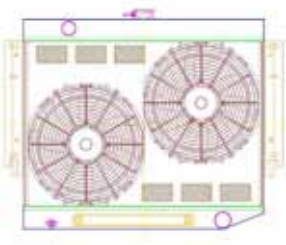
	Core Size	Outlets	Rows	Tube
	18.00 X 21.88 X 2.68	TL / BR	2	MaxCool 1.25"
	Notes:		ComboUnit Notes:	
	Mopar "B" & "E" Late Model V8 & OEM L6		Twin 10" Fans Total Thickness: 5.83	
	Part Number: (CU includes radiator, shroud, fan(s), wiring, and rad cap)			
	ComboUnit Auto	ComboUnit Manual	Rad. Auto	Rad. Manual
	CU-70043	CU-00043	5-70043	5-00043

70-78 B - Series

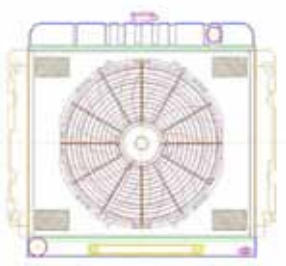
	Core Size	Outlets	Rows	Tube
	18.00 X 21.88 X 2.68	TR / BR	2	MaxCool 1.25"
	Notes:		ComboUnit Notes:	
	Mopar "B" & "E" Body OEM L6		Twin 10" Fans Total Thickness: 5.84	
	Part Number: (CU includes radiator, shroud, fan(s), wiring, and rad cap)			
	ComboUnit Auto	ComboUnit Manual	Rad. Auto	Rad. Manual
	CU-70044	CU-00044	5-70044	5-00044

DODGE TRUCK

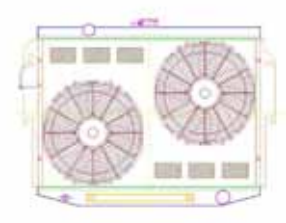
70-78 B - Series

	Core Size	Outlets	Rows	Tube
	18.00 X 26.25 X 2.68	TL / BR	2	MaxCool 1.25"
	Notes:		ComboUnit Notes:	
	Late Model OEM Big Block Mopar Truck Late Model V8 (EXC Late Model Hemi)		Twin 12" Fans Total Thickness: 6.33	
	Part Number: (CU includes radiator, shroud, fan(s), wiring, and rad cap)			
	ComboUnit Auto	ComboUnit Manual	Rad. Auto	Rad. Manual
	CU-70051	CU-00051	5-70061	5-00051


70-78 B - Series

	Core Size	Outlets	Rows	Tube
	18.00 X 21.88 X 2.68	TR / BL	2	MaxCool 1.25"
	Notes:		ComboUnit Notes:	
	Mopar "B" & "E" Small Block		Single 16" Fan Total Thickness: 5.83	
	Part Number: (CU includes radiator, shroud, fan(s), wiring, and rad cap)			
	ComboUnit Auto	ComboUnit Manual	Rad. Auto	Rad. Manual
	CU-70159	CU-00159	5-70159	5-00159

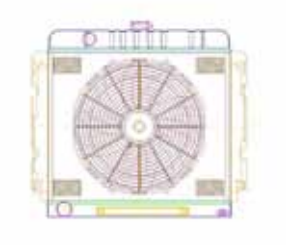
80-87 B - Series

	Core Size	Outlets	Rows	Tube
	18.75 X 28.25 X 2.68	TL / BR	2	MaxCool 1.25"
	Notes:		ComboUnit Notes:	
	Small Block Mopar "B" Body All		Twin 12" Fans Total Thickness: 6.07	
	Part Number: (CU includes radiator, shroud, fan(s), wiring, and rad cap)			
	ComboUnit Auto	ComboUnit Manual	Rad. Auto	Rad. Manual
	CU-70069	CU-00069	5-70069	5-00069

80-87 B - Series

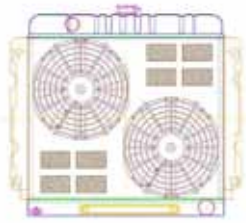
	Core Size	Outlets	Rows	Tube
	18.75 X 28.25 X 2.68	TR / BR	2	MaxCool 1.25"
	Notes:		ComboUnit Notes:	
	Big Block Mopar "B" Body All		Twin 12" Fans Total Thickness: 6.07	
	Part Number: (CU includes radiator, shroud, fan(s), wiring, and rad cap)			
	ComboUnit Auto	ComboUnit Manual	Rad. Auto	Rad. Manual
	CU-70070	CU-00070	5-70070	5-00070

72-78 D / W Truck


	Core Size	Outlets	Rows	Tube
	18.00 X 21.88 X 2.68	TL / BL	2	MaxCool 1.25"
	Notes:		ComboUnit Notes:	
	Mopar "B" & "E" Body Big Block		Single 16" Fan Total Thickness: 5.83	
	Part Number: (CU includes radiator, shroud, fan(s), wiring, and rad cap)			
	ComboUnit Auto	ComboUnit Manual	Rad. Auto	Rad. Manual
	CU-70028	CU-00028	5-70028	5-00028

DODGE TRUCK

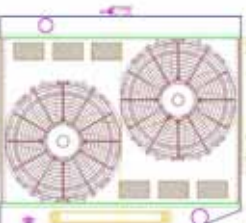
72-78 D / W Truck

	Core Size	Outlets	Rows	Tube
	18.00 X 21.88 X 2.68	TL / BR	2	MaxCool 1.25"
	Notes:		ComboUnit Notes:	
	Mopar "B" & "E" Late Model V8 & OEM L6		Twin 10" Fans Total Thickness: 5.83	
	Part Number: (CU includes radiator, shroud, fan(s), wiring, and rad cap)			
	ComboUnit Auto	ComboUnit Manual	Rad. Auto	Rad. Manual
	CU-70043	CU-00043	5-70043	5-00043

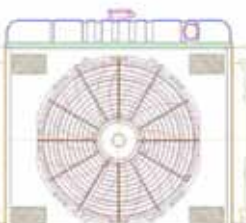
72-78 D / W Truck

	Core Size	Outlets	Rows	Tube
	18.00 X 21.88 X 2.68	TR / BR	2	MaxCool 1.25"
	Notes:		ComboUnit Notes:	
	Mopar "B" & "E" Body OEM L6		Twin 10" Fans Total Thickness: 5.84	
	Part Number: (CU includes radiator, shroud, fan(s), wiring, and rad cap)			
	ComboUnit Auto	ComboUnit Manual	Rad. Auto	Rad. Manual
	CU-70044	CU-00044	5-70044	5-00044

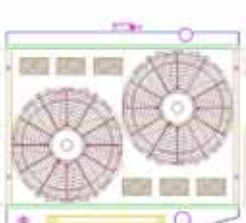
72-78 D / W Truck

	Core Size	Outlets	Rows	Tube
	18.00 X 26.25 X 2.68	TL / BR	2	MaxCool 1.25"
	Notes:		ComboUnit Notes:	
	Late Model OEM Big Block Mopar Truck Late Model V8 (EXC Late Model Hemi)		Twin 12" Fans Total Thickness: 6.33	
	Part Number: (CU includes radiator, shroud, fan(s), wiring, and rad cap)			
	ComboUnit Auto	ComboUnit Manual	Rad. Auto	Rad. Manual
	CU-70051	CU-00051	5-70061	5-00051

72-78 D / W Truck

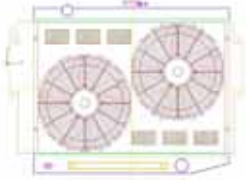
	Core Size	Outlets	Rows	Tube
	18.00 X 21.88 X 2.68	TR / BL	2	MaxCool 1.25"
	Notes:		ComboUnit Notes:	
	Mopar "B" & "E" Small Block		Single 16" Fan Total Thickness: 5.83	
	Part Number: (CU includes radiator, shroud, fan(s), wiring, and rad cap)			
	ComboUnit Auto	ComboUnit Manual	Rad. Auto	Rad. Manual
	CU-70159	CU-00159	5-70159	5-00159

79-89 D / W Truck

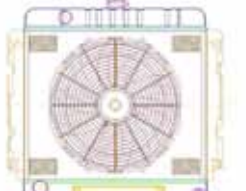
	Core Size	Outlets	Rows	Tube
	18.00 X 26.75 X 2.68	TR / BR	2	MaxCool 1.25"
	Notes:		ComboUnit Notes:	
	Big Block Mopar		Twin 12" Fans Total Thickness: 5.87	
	Part Number: (CU includes radiator, shroud, fan(s), wiring, and rad cap)			
	ComboUnit Auto	ComboUnit Manual	Rad. Auto	Rad. Manual
	CU-70071	CU-00071	5-70071	5-00071

DODGE TRUCK

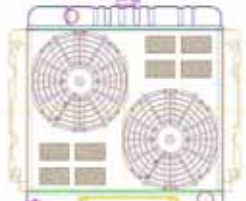
79-89 D / W Truck

	Core Size	Outlets	Rows	Tube
	18.00 X 26.75 X 2.68	TL / BR	2	MaxCool 1.25"
	Notes:		ComboUnit Notes:	
	Small Block Mopar		Twin 12" Fans Total Thickness: 5.87	
	Part Number: (CU includes radiator, shroud, fan(s), wiring, and rad cap)			
	ComboUnit Auto	ComboUnit Manual	Rad. Auto	Rad. Manual
	CU-70072	CU-00072	5-70072	5-00072


72-78 Dodge Truck

	Core Size	Outlets	Rows	Tube
	18.00 X 21.88 X 2.68	TL / BL	2	MaxCool 1.25"
	Notes:		ComboUnit Notes:	
	Mopar "B" & "E" Body Big Block		Single 16" Fan Total Thickness: 5.83	
	Part Number: (CU includes radiator, shroud, fan(s), wiring, and rad cap)			
	ComboUnit Auto	ComboUnit Manual	Rad. Auto	Rad. Manual
	CU-70028	CU-00028	5-70028	5-00028

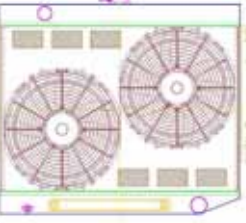
72-78 Dodge Truck

	Core Size	Outlets	Rows	Tube
	18.00 X 21.88 X 2.68	TL / BR	2	MaxCool 1.25"
	Notes:		ComboUnit Notes:	
	Mopar "B" & "E" Late Model V8 & OEM L6		Twin 10" Fans Total Thickness: 5.83	
	Part Number: (CU includes radiator, shroud, fan(s), wiring, and rad cap)			
	ComboUnit Auto	ComboUnit Manual	Rad. Auto	Rad. Manual
	CU-70043	CU-00043	5-70043	5-00043

72-78 Dodge Truck

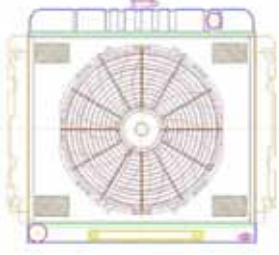
	Core Size	Outlets	Rows	Tube
	18.00 X 21.88 X 2.68	TR / BR	2	MaxCool 1.25"
	Notes:		ComboUnit Notes:	
	Mopar "B" & "E" Body OEM L6		Twin 10" Fans Total Thickness: 5.84	
	Part Number: (CU includes radiator, shroud, fan(s), wiring, and rad cap)			
	ComboUnit Auto	ComboUnit Manual	Rad. Auto	Rad. Manual
	CU-70044	CU-00044	5-70044	5-00044

72-78 Dodge Truck

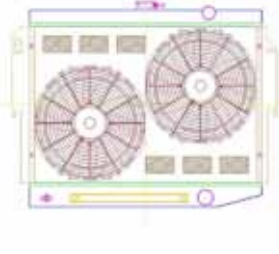
	Core Size	Outlets	Rows	Tube
	18.00 X 26.25 X 2.68	TL / BR	2	MaxCool 1.25"
	Notes:		ComboUnit Notes:	
	Late Model OEM Big Block Mopar Truck Late Model V8 (EXC Late Model Hemi)		Twin 12" Fans Total Thickness: 6.33	
	Part Number: (CU includes radiator, shroud, fan(s), wiring, and rad cap)			
	ComboUnit Auto	ComboUnit Manual	Rad. Auto	Rad. Manual
	CU-70051	CU-00051	5-70051	5-00051

DODGE TRUCK

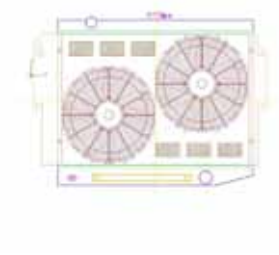
72-78 Dodge Truck

	Core Size	Outlets	Rows	Tube
	18.00 X 21.88 X 2.68	TR / BL	2	MaxCool 1.25"
	Notes:		ComboUnit Notes:	
	Mopar "B" & "E" Small Block		Single 16" Fan Total Thickness: 5.83	
	Part Number: (CU includes radiator, shroud, fan(s), wiring, and rad cap)			
	ComboUnit Auto	ComboUnit Manual	Rad. Auto	Rad. Manual
	CU-70159	CU-00159	5-70159	5-00159

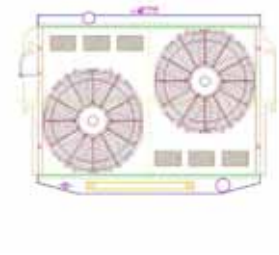
79-89 Dodge Truck

	Core Size	Outlets	Rows	Tube
	18.00 X 26.75 X 2.68	TR / BR	2	MaxCool 1.25"
	Notes:		ComboUnit Notes:	
	Big Block Mopar		Twin 12" Fans Total Thickness: 5.87	
	Part Number: (CU includes radiator, shroud, fan(s), wiring, and rad cap)			
	ComboUnit Auto	ComboUnit Manual	Rad. Auto	Rad. Manual
	CU-70071	CU-00071	5-70071	5-00071

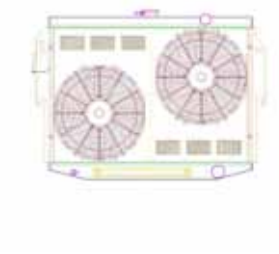
79-89 Dodge Truck

	Core Size	Outlets	Rows	Tube
	18.00 X 26.75 X 2.68	TL / BR	2	MaxCool 1.25"
	Notes:		ComboUnit Notes:	
	Small Block Mopar		Twin 12" Fans Total Thickness: 5.87	
	Part Number: (CU includes radiator, shroud, fan(s), wiring, and rad cap)			
	ComboUnit Auto	ComboUnit Manual	Rad. Auto	Rad. Manual
	CU-70072	CU-00072	5-70072	5-00072

80-87 Dodge Truck

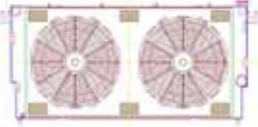
	Core Size	Outlets	Rows	Tube
	18.75 X 28.25 X 2.68	TL / BR	2	MaxCool 1.25"
	Notes:		ComboUnit Notes:	
	Small Block Mopar "B" Body All		Twin 12" Fans Total Thickness: 6.07	
	Part Number: (CU includes radiator, shroud, fan(s), wiring, and rad cap)			
	ComboUnit Auto	ComboUnit Manual	Rad. Auto	Rad. Manual
	CU-70069	CU-00069	5-70069	5-00069

80-87 Dodge Truck

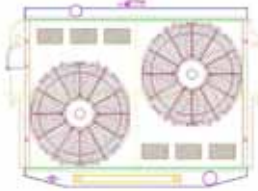
	Core Size	Outlets	Rows	Tube
	18.75 X 28.25 X 2.68	TR / BR	2	MaxCool 1.25"
	Notes:		ComboUnit Notes:	
	Big Block Mopar "B" Body All		Twin 12" Fans Total Thickness: 6.07	
	Part Number: (CU includes radiator, shroud, fan(s), wiring, and rad cap)			
	ComboUnit Auto	ComboUnit Manual	Rad. Auto	Rad. Manual
	CU-70070	CU-00070	5-70070	5-00070

DODGE TRUCK

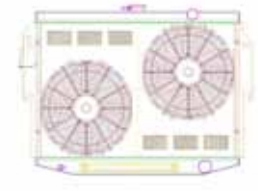
92-04 Dodge Truck (Cummins)

	Core Size	Outlets	Rows	Tube
	36.00 X 20.02 X 2.68	TL / BR	2	MaxCool 1.25"
	Notes:		ComboUnit Notes:	
	5.9 Liter Cummins		Twin 16" Fans Total Thickness: 5.67	
	Part Number: (CU includes radiator, shroud, fan(s), wiring, and rad cap)			
	ComboUnit Auto	ComboUnit Manual	Rad. Auto	Rad. Manual
	CU-00096		5-00096	


80-87 Dodge Van

	Core Size	Outlets	Rows	Tube
	18.75 X 28.25 X 2.68	TL / BR	2	MaxCool 1.25"
	Notes:		ComboUnit Notes:	
	Small Block Mopar "B" Body All		Twin 12" Fans Total Thickness: 6.07	
	Part Number: (CU includes radiator, shroud, fan(s), wiring, and rad cap)			
	ComboUnit Auto	ComboUnit Manual	Rad. Auto	Rad. Manual
CU-70069	CU-00069	5-70069	5-00069	

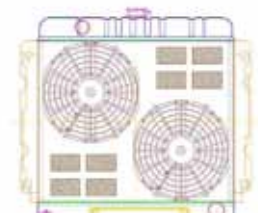
80-87 Dodge Van

	Core Size	Outlets	Rows	Tube
	18.75 X 28.25 X 2.68	TR / BR	2	MaxCool 1.25"
	Notes:		ComboUnit Notes:	
	Big Block Mopar "B" Body All		Twin 12" Fans Total Thickness: 6.07	
	Part Number: (CU includes radiator, shroud, fan(s), wiring, and rad cap)			
	ComboUnit Auto	ComboUnit Manual	Rad. Auto	Rad. Manual
CU-70070	CU-00070	5-70070	5-00070	

72-78 Ramcharger

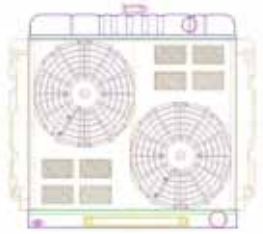
	Core Size	Outlets	Rows	Tube
	18.00 X 21.88 X 2.68	TL / BL	2	MaxCool 1.25"
	Notes:		ComboUnit Notes:	
	Mopar "B" & "E" Body Big Block		Single 16" Fan Total Thickness: 5.83	
	Part Number: (CU includes radiator, shroud, fan(s), wiring, and rad cap)			
	ComboUnit Auto	ComboUnit Manual	Rad. Auto	Rad. Manual
CU-70028	CU-00028	5-70028	5-00028	

72-78 Ramcharger

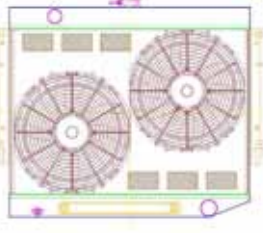
	Core Size	Outlets	Rows	Tube
	18.00 X 21.88 X 2.68	TL / BR	2	MaxCool 1.25"
	Notes:		ComboUnit Notes:	
	Mopar "B" & "E" Late Model V8 & OEM L6		Twin 10" Fans Total Thickness: 5.83	
	Part Number: (CU includes radiator, shroud, fan(s), wiring, and rad cap)			
	ComboUnit Auto	ComboUnit Manual	Rad. Auto	Rad. Manual
CU-70043	CU-00043	5-70043	5-00043	

DODGE TRUCK

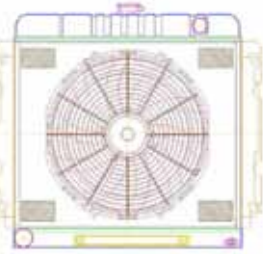
72-78 Ramcharger

	Core Size	Outlets	Rows	Tube
	18.00 X 21.88 X 2.68	TR / BR	2	MaxCool 1.25"
	Notes:		ComboUnit Notes:	
	Mopar "B" & "E" Body OEM L6		Twin 10" Fans Total Thickness: 5.84	
	Part Number: (CU includes radiator, shroud, fan(s), wiring, and rad cap)			
	ComboUnit Auto	ComboUnit Manual	Rad. Auto	Rad. Manual
	CU-70044	CU-00044	5-70044	5-00044

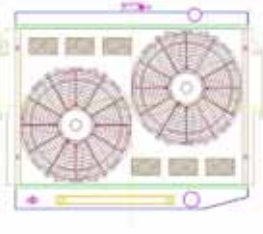
72-78 Ramcharger

	Core Size	Outlets	Rows	Tube
	18.00 X 26.25 X 2.68	TL / BR	2	MaxCool 1.25"
	Notes:		ComboUnit Notes:	
	Late Model OEM Big Block Mopar Truck Late Model V8 (EXC Late Model Hemi)		Twin 12" Fans Total Thickness: 6.33	
	Part Number: (CU includes radiator, shroud, fan(s), wiring, and rad cap)			
	ComboUnit Auto	ComboUnit Manual	Rad. Auto	Rad. Manual
	CU-70051	CU-00051	5-70061	5-00051

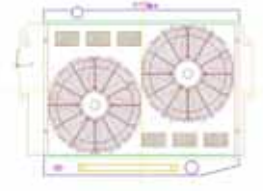
72-78 Ramcharger

	Core Size	Outlets	Rows	Tube
	18.00 X 21.88 X 2.68	TR / BL	2	MaxCool 1.25"
	Notes:		ComboUnit Notes:	
	Mopar "B" & "E" Small Block		Single 16" Fan Total Thickness: 5.83	
	Part Number: (CU includes radiator, shroud, fan(s), wiring, and rad cap)			
	ComboUnit Auto	ComboUnit Manual	Rad. Auto	Rad. Manual
	CU-70159	CU-00159	5-70159	5-00159

79-89 Ramcharger

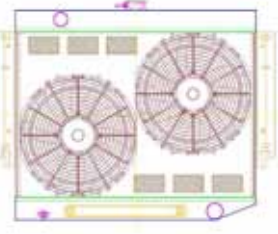
	Core Size	Outlets	Rows	Tube
	18.00 X 26.75 X 2.68	TR / BR	2	MaxCool 1.25"
	Notes:		ComboUnit Notes:	
	Big Block Mopar		Twin 12" Fans Total Thickness: 5.87	
	Part Number: (CU includes radiator, shroud, fan(s), wiring, and rad cap)			
	ComboUnit Auto	ComboUnit Manual	Rad. Auto	Rad. Manual
	CU-70071	CU-00071	5-70071	5-00071

79-89 Ramcharger

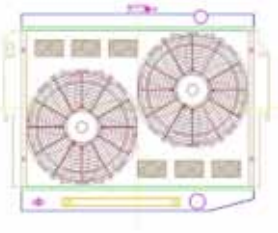
	Core Size	Outlets	Rows	Tube
	18.00 X 26.75 X 2.68	TL / BR	2	MaxCool 1.25"
	Notes:		ComboUnit Notes:	
	Small Block Mopar		Twin 12" Fans Total Thickness: 5.87	
	Part Number: (CU includes radiator, shroud, fan(s), wiring, and rad cap)			
	ComboUnit Auto	ComboUnit Manual	Rad. Auto	Rad. Manual
	CU-70072	CU-00072	5-70072	5-00072

DODGE TRUCK

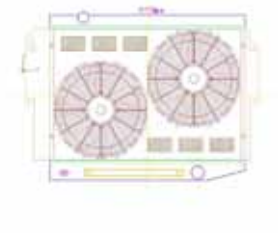
72-78 Trail Duster

	Core Size	Outlets	Rows	Tube
	18.00 X 26.25 X 2.68	TL / BR	2	MaxCool 1.25"
	Notes:		ComboUnit Notes:	
	Late Model OEM Big Block Mopar Truck Late Model V8 (EXC Late Model Hemi)		Twin 12" Fans Total Thickness: 6.33	
	Part Number: (CU includes radiator, shroud, fan(s), wiring, and rad cap)			
	ComboUnit Auto	ComboUnit Manual	Rad. Auto	Rad. Manual
	CU-70051	CU-00051	5-70061	5-00051

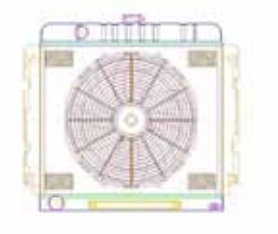
79-89 Trail Duster

	Core Size	Outlets	Rows	Tube
	18.00 X 26.75 X 2.68	TR / BR	2	MaxCool 1.25"
	Notes:		ComboUnit Notes:	
	Big Block Mopar		Twin 12" Fans Total Thickness: 5.87	
	Part Number: (CU includes radiator, shroud, fan(s), wiring, and rad cap)			
	ComboUnit Auto	ComboUnit Manual	Rad. Auto	Rad. Manual
	CU-70071	CU-00071	5-70071	5-00071

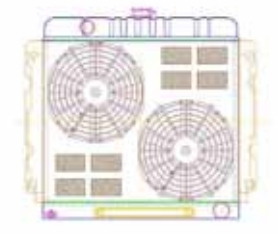
79-89 Trail Duster

	Core Size	Outlets	Rows	Tube
	18.00 X 26.75 X 2.68	TL / BR	2	MaxCool 1.25"
	Notes:		ComboUnit Notes:	
	Small Block Mopar		Twin 12" Fans Total Thickness: 5.87	
	Part Number: (CU includes radiator, shroud, fan(s), wiring, and rad cap)			
	ComboUnit Auto	ComboUnit Manual	Rad. Auto	Rad. Manual
	CU-70072	CU-00072	5-70072	5-00072

72-78 Trailblazer


	Core Size	Outlets	Rows	Tube
	18.00 X 21.88 X 2.68	TL / BL	2	MaxCool 1.25"
	Notes:		ComboUnit Notes:	
	Mopar "B" & "E" Body Big Block		Single 16" Fan Total Thickness: 5.83	
	Part Number: (CU includes radiator, shroud, fan(s), wiring, and rad cap)			
	ComboUnit Auto	ComboUnit Manual	Rad. Auto	Rad. Manual
	CU-70028	CU-00028	5-70028	5-00028

72-78 Trailblazer

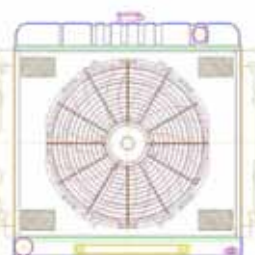
	Core Size	Outlets	Rows	Tube
	18.00 X 21.88 X 2.68	TL / BR	2	MaxCool 1.25"
	Notes:		ComboUnit Notes:	
	Mopar "B" & "E" Late Model V8 & OEM L6		Twin 10" Fans Total Thickness: 5.83	
	Part Number: (CU includes radiator, shroud, fan(s), wiring, and rad cap)			
	ComboUnit Auto	ComboUnit Manual	Rad. Auto	Rad. Manual
	CU-70043	CU-00043	5-70043	5-00043

DODGE TRUCK

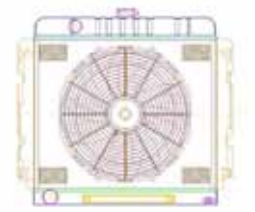
72-78 Trailblazer

	Core Size	Outlets	Rows	Tube
	18.00 X 21.88 X 2.68	TR / BR	2	MaxCool 1.25"
	Notes:		ComboUnit Notes:	
	Mopar "B" & "E" Body OEM L6		Twin 10" Fans Total Thickness: 5.84	
	Part Number: (CU includes radiator, shroud, fan(s), wiring, and rad cap)			
	ComboUnit Auto	ComboUnit Manual	Rad. Auto	Rad. Manual
	CU-70044	CU-00044	5-70044	5-00044

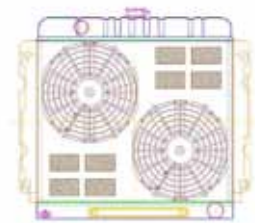
72-78 Trailblazer

	Core Size	Outlets	Rows	Tube
	18.00 X 21.88 X 2.68	TR / BL	2	MaxCool 1.25"
	Notes:		ComboUnit Notes:	
	Mopar "B" & "E" Small Block		Single 16" Fan Total Thickness: 5.83	
	Part Number: (CU includes radiator, shroud, fan(s), wiring, and rad cap)			
	ComboUnit Auto	ComboUnit Manual	Rad. Auto	Rad. Manual
	CU-70159	CU-00159	5-70159	5-00159


70-78 Van (Ram)

	Core Size	Outlets	Rows	Tube
	18.00 X 21.88 X 2.68	TL / BL	2	MaxCool 1.25"
	Notes:		ComboUnit Notes:	
	Mopar "B" & "E" Body Big Block		Single 16" Fan Total Thickness: 5.83	
	Part Number: (CU includes radiator, shroud, fan(s), wiring, and rad cap)			
	ComboUnit Auto	ComboUnit Manual	Rad. Auto	Rad. Manual
	CU-70028	CU-00028	5-70028	5-00028

70-78 Van (Ram)

	Core Size	Outlets	Rows	Tube
	18.00 X 21.88 X 2.68	TL / BR	2	MaxCool 1.25"
	Notes:		ComboUnit Notes:	
	Mopar "B" & "E" Late Model V8 & OEM L6		Twin 10" Fans Total Thickness: 5.83	
	Part Number: (CU includes radiator, shroud, fan(s), wiring, and rad cap)			
	ComboUnit Auto	ComboUnit Manual	Rad. Auto	Rad. Manual
	CU-70043	CU-00043	5-70043	5-00043

70-78 Van (Ram)

	Core Size	Outlets	Rows	Tube
	18.00 X 21.88 X 2.68	TR / BR	2	MaxCool 1.25"
	Notes:		ComboUnit Notes:	
	Mopar "B" & "E" Body OEM L6		Twin 10" Fans Total Thickness: 5.84	
	Part Number: (CU includes radiator, shroud, fan(s), wiring, and rad cap)			
	ComboUnit Auto	ComboUnit Manual	Rad. Auto	Rad. Manual
	CU-70044	CU-00044	5-70044	5-00044

DODGE TRUCK

70-78 Van (Ram)

	Core Size	Outlets	Rows	Tube
	18.00 X 26.25 X 2.68	TL / BR	2	MaxCool 1.25"
	Notes:		ComboUnit Notes:	
	Late Model OEM Big Block Mopar Truck Late Model V8 (EXC Late Model Hemi)		Twin 12" Fans Total Thickness: 6.33	
	Part Number: (CU includes radiator, shroud, fan(s), wiring, and rad cap)			
	ComboUnit Auto	ComboUnit Manual	Rad. Auto	Rad. Manual
	CU-70051	CU-00051	5-70061	5-00051

70-78 Van (Ram)

	Core Size	Outlets	Rows	Tube
	18.00 X 21.88 X 2.68	TR / BL	2	MaxCool 1.25"
	Notes:		ComboUnit Notes:	
	Mopar "B" & "E" Small Block		Single 16" Fan Total Thickness: 5.83	
	Part Number: (CU includes radiator, shroud, fan(s), wiring, and rad cap)			
	ComboUnit Auto	ComboUnit Manual	Rad. Auto	Rad. Manual
	CU-70159	CU-00159	5-70159	5-00159

How many fins per inch do you use?

It depends on the application. More fins per inch generally increases the heat rejection capability of the radiator, but also increases the pressure drop through the radiator. The radiator needs to be properly designed to meet your specific engine cooling requirements.

FORD TRUCK

66-77 Bronco


	Core Size	Outlets	Rows	Tube
	19.00 X 20.88 X 2.68	TL / BR	2	MaxCool 1.25"
	Notes:		ComboUnit Notes:	
	Bronco Early 302 Ford V8 May also be used in Chevy V8 Swap		Single 16" Fan Total Thickness: 5.48	
	Part Number: (CU includes radiator, shroud, fan(s), wiring, and rad cap)			
	ComboUnit Auto	ComboUnit Manual	Rad. Auto	Rad. Manual
	CU-70126	CU-00126	7-70126	7-00126

78-79 Bronco


	Core Size	Outlets	Rows	Tube
	19.00 X 26.25 X 2.68	TR / BL	2	MaxCool 1.25"
	Notes:		ComboUnit Notes:	
	V8 Ford "All" (EXC Modular Grill Side Brackets)		Twin 12" Fans Total Thickness: 6.45	
	Part Number: (CU includes radiator, shroud, fan(s), wiring, and rad cap)			
	ComboUnit Auto	ComboUnit Manual	Rad. Auto	Rad. Manual
	CU-70041	CU-00041	7-70041	7-00041

FORD TRUCK

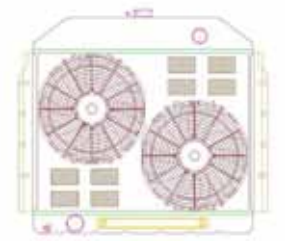
85-96 Bronco

	Core Size	Outlets	Rows	Tube
	27.50 X 18.20 X 2.68	TR / BL	2	MaxCool 1.25"
	Notes:		ComboUnit Notes:	
	V8 Ford EFI Windsor Early Model EFI 302-460 Cl.		Twin 12" Fans Total Thickness: 6.14	
	Part Number: (CU includes radiator, shroud, fan(s), wiring, and rad cap)			
	ComboUnit Auto	ComboUnit Manual	Rad. Auto	Rad. Manual
CU-70125	CU-00125	7-70125	7-00125	

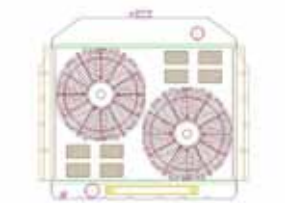
66-76 F-100, F-250, & F-350

	Core Size	Outlets	Rows	Tube
	19.25 X 26.25 X 2.68	TR / BL	2	MaxCool 1.25"
	Notes:		ComboUnit Notes:	
	Late Model V8 Ford Outlets (EXC Modular) Engine Side Brackets (4WD)		Twin 12" Fans Total Thickness: 5.70	
	Part Number: (CU includes radiator, shroud, fan(s), wiring, and rad cap)			
	ComboUnit Auto	ComboUnit Manual	Rad. Auto	Rad. Manual
CU-70053	CU-00053	7-70053	7-00053	

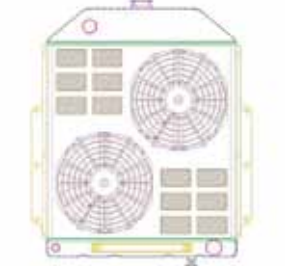
66-76 F-100, F-250, & F-350

	Core Size	Outlets	Rows	Tube
	19.25 X 26.25 X 2.68	TR / BL	2	MaxCool 1.25"
	Notes:		ComboUnit Notes:	
	Late Model V8 Ford Outlets (EXC Modular) Grill Side Brackets (2WD)		Twin 12" Fans Total Thickness: 6.45	
	Part Number: (CU includes radiator, shroud, fan(s), wiring, and rad cap)			
	ComboUnit Auto	ComboUnit Manual	Rad. Auto	Rad. Manual
CU-70139	CU-00139	7-70139	7-00139	

66-77 F-100, F-250, & F-350


	Core Size	Outlets	Rows	Tube
	19.25 X 26.25 X 2.68	TR / BL	2	MaxCool 1.25"
	Notes:		ComboUnit Notes:	
	V8 Ford "All" (EXC Modular) Grill Side Brackets		Twin 12" Fans Total Thickness: 6.45	
	Part Number: (CU includes radiator, shroud, fan(s), wiring, and rad cap)			
	ComboUnit Auto	ComboUnit Manual	Rad. Auto	Rad. Manual
CU-70041	CU-00041	7-70041	7-00041	

42-52 Ford Truck


	Core Size	Outlets	Rows	Tube
	21.50 X 20.88 X 2.68	TL / BR	2	MaxCool 1.25"
	Notes:		ComboUnit Notes:	
	GM V8 Outlets		Twin 10" Fans Total Thickness: 5.62	
	Part Number: (CU includes radiator, shroud, fan(s), wiring, and rad cap)			
	ComboUnit Auto	ComboUnit Manual	Rad. Auto	Rad. Manual
CU-70143	CU-00143	7-70143	7-00143	

FORD TRUCK

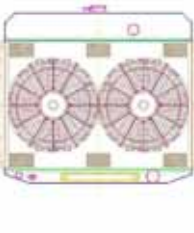
42-52 Ford Truck

	Core Size	Outlets	Rows	Tube
	21.50 X 20.88 X 2.68	TC / BR	2	MaxCool 1.25"
	Notes:		ComboUnit Notes:	
	GM Early V8 Outlets		Twin 10" Fans Total Thickness: 5.62	
	Part Number: (CU includes radiator, shroud, fan(s), wiring, and rad cap)			
	ComboUnit Auto	ComboUnit Manual	Rad. Auto	Rad. Manual
	CU-70144	CU-00144	7-70144	7-00144

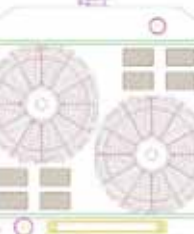
53-56 Ford Truck

	Core Size	Outlets	Rows	Tube
	20.00 X 22.50 X 2.68	TR / BL	2	MaxCool 1.25"
	Notes:		ComboUnit Notes:	
	V8 Ford "Late Model" & OEM Big Block EXC Modular		Single 16" Fan Total Thickness: 5.70	
	Part Number: (CU includes radiator, shroud, fan(s), wiring, and rad cap)			
	ComboUnit Auto	ComboUnit Manual	Rad. Auto	Rad. Manual
	CU-70115	CU-00115	7-70115	7-00115


61-64 Ford Truck

	Core Size	Outlets	Rows	Tube
	18.00 X 26.38 X 2.68	TR / BR	2	MaxCool 1.25"
	Notes:		ComboUnit Notes:	
	OEM L6 Ford & Early Model Small Block Ford Engine Side Brackets		Twin 12" Fans Total Thickness: 5.70	
	Part Number: (CU includes radiator, shroud, fan(s), wiring, and rad cap)			
	ComboUnit Auto	ComboUnit Manual	Rad. Auto	Rad. Manual
	CU-70140	CU-00140	7-70140	7-00140

66-76 Ford Truck

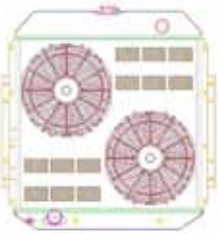
	Core Size	Outlets	Rows	Tube
	19.25 X 26.25 X 2.68	TR / BL	2	MaxCool 1.25"
	Notes:		ComboUnit Notes:	
	Late Model V8 Ford Outlets (EXC Modular) Engine Side Brackets (4WD)		Twin 12" Fans Total Thickness: 5.70	
	Part Number: (CU includes radiator, shroud, fan(s), wiring, and rad cap)			
	ComboUnit Auto	ComboUnit Manual	Rad. Auto	Rad. Manual
	CU-70053	CU-00053	7-70053	7-00053

66-76 Ford Truck

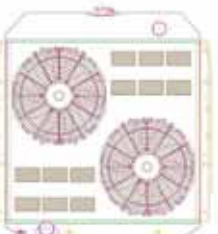
	Core Size	Outlets	Rows	Tube
	19.25 X 26.25 X 2.68	TR / BL	2	MaxCool 1.25"
	Notes:		ComboUnit Notes:	
	Late Model V8 Ford Outlets (EXC Modular) Grill Side Brackets (2WD)		Twin 12" Fans Total Thickness: 6.45	
	Part Number: (CU includes radiator, shroud, fan(s), wiring, and rad cap)			
	ComboUnit Auto	ComboUnit Manual	Rad. Auto	Rad. Manual
	CU-70139	CU-00139	7-70139	7-00139

FORD TRUCK

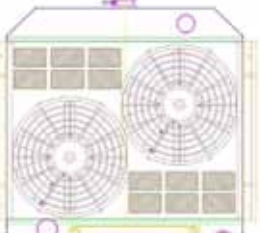
66-79 Ford Truck

	Core Size	Outlets	Rows	Tube
	24.25 X 26.25 X 2.68	TR / BL	2	MaxCool 1.25"
	Notes:		ComboUnit Notes:	
	V8 Ford "Late Model" & OEM Big Block Large Truck Radiator (Super Cooling (EXC Mod.))		Twin 12" Fans Total Thickness: 6.33	
	Part Number: (CU includes radiator, shroud, fan(s), wiring, and rad cap)			
	ComboUnit Auto	ComboUnit Manual	Rad. Auto	Rad. Manual
	CU-70137	CU-00137	7-70137	7-00137


66-79 Ford Truck

	Core Size	Outlets	Rows	Tube
	24.25 X 26.25 X 2.68	TR / BL	2	MaxCool 1.25"
	Notes:		ComboUnit Notes:	
	V8 Ford "Late Model" & OEM Big Block Large Truck Radiator (Camper Spl.) (EXC Mod.)		Twin 12" Fans Total Thickness: 7.27	
	Part Number: (CU includes radiator, shroud, fan(s), wiring, and rad cap)			
	ComboUnit Auto	ComboUnit Manual	Rad. Auto	Rad. Manual
	CU-70138	CU-00138	7-70138	7-00138

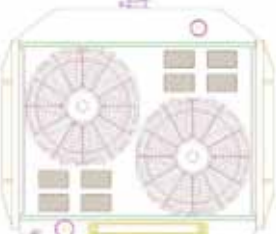
66-79 Ford Truck

	Core Size	Outlets	Rows	Tube
	18.00 X 23.88 X 2.68	TR / BL	2	MaxCool 1.25"
	Notes:		ComboUnit Notes:	
	V8 Ford "Late Model" & OEM Big Block Grill Side Brackets (EXC Modular)		Twin 11" Fans Total Thickness: 6.68	
	Part Number: (CU includes radiator, shroud, fan(s), wiring, and rad cap)			
	ComboUnit Auto	ComboUnit Manual	Rad. Auto	Rad. Manual
	CU-70141	CU-00141	7-70141	7-00141

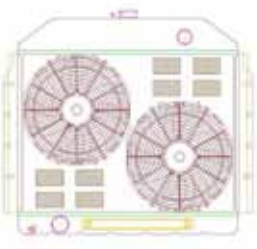
85-97 Ford Truck

	Core Size	Outlets	Rows	Tube
	27.50 X 18.20 X 2.68	TR / BL	2	MaxCool 1.25"
	Notes:		ComboUnit Notes:	
	V8 Ford EFI Windsor Early Model EFI 302-460 CI.		Twin 12" Fans Total Thickness: 6.14	
	Part Number: (CU includes radiator, shroud, fan(s), wiring, and rad cap)			
	ComboUnit Auto	ComboUnit Manual	Rad. Auto	Rad. Manual
	CU-70125	CU-00125	7-70125	7-00125

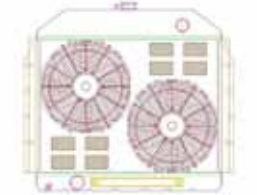
66-76 F - Series

	Core Size	Outlets	Rows	Tube
	19.25 X 26.25 X 2.68	TR / BL	2	MaxCool 1.25"
	Notes:		ComboUnit Notes:	
	Late Model V8 Ford Outlets (EXC Modular) Engine Side Brackets (4WD)		Twin 12" Fans Total Thickness: 5.70	
	Part Number: (CU includes radiator, shroud, fan(s), wiring, and rad cap)			
	ComboUnit Auto	ComboUnit Manual	Rad. Auto	Rad. Manual
	CU-70053	CU-00053	7-70053	7-00053


66-76 F - Series

	Core Size	Outlets	Rows	Tube
	19.25 X 26.25 X 2.68	TR / BL	2	MaxCool 1.25"
	Notes:		ComboUnit Notes:	
	Late Model V8 Ford Outlets (EXC Modular) Grill Side Brackets (2WD)		Twin 12" Fans Total Thickness: 6.45	
	Part Number: (CU includes radiator, shroud, fan(s), wiring, and rad cap)			
	ComboUnit Auto	ComboUnit Manual	Rad. Auto	Rad. Manual
	CU-70139	CU-00139	7-70139	7-00139

66-77 F - Series

	Core Size	Outlets	Rows	Tube
	19.00 X 26.25 X 2.68	TR / BL	2	MaxCool 1.25"
	Notes:		ComboUnit Notes:	
	V8 Ford "All" (EXC Modular) Grill Side Brackets		Twin 12" Fans Total Thickness: 6.45	
	Part Number: (CU includes radiator, shroud, fan(s), wiring, and rad cap)			
	ComboUnit Auto	ComboUnit Manual	Rad. Auto	Rad. Manual
	CU-70041	CU-00041	7-70041	7-00041

93-95 Lightning

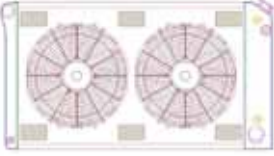
	Core Size	Outlets	Rows	Tube
	27.50 X 18.20 X 2.68	TR / BL	2	MaxCool 1.25"
	Notes:		ComboUnit Notes:	
	V8 Ford EFI Windsor Early Model EFI 302-460 CI		Twin 12" Fans Total Thickness: 6.14	
	Part Number: (CU includes radiator, shroud, fan(s), wiring, and rad cap)			
	ComboUnit Auto	ComboUnit Manual	Rad. Auto	Rad. Manual
	CU-70125	CU-00125	7-70125	7-00125

Is it ok to run without a thermostat?

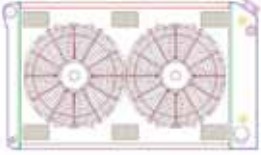
Answer: Griffin does not recommend running without a thermostat. Typically, engines operate optimally at 185 to 195 degrees F coolant temperature. The thermostat ensures this. Without the thermostat, the coolant will go below these temperatures causing higher wear due to differential thermal expansion.

GM TRUCK

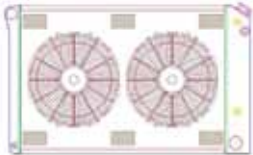
67-87 Blazer C/K

	Core Size	Outlets	Rows	Tube
	28.38 X 18.53 X 2.68	TL / BR	2	MaxCool 1.25"
	Notes:		ComboUnit Notes:	
	GM Truck Large Small Block Radiator		Twin 12" Fans Total Thickness: 5.58	
	Part Number: (CU includes radiator, shroud, fan(s), wiring, and rad cap)			
	ComboUnit Auto	ComboUnit Manual	Rad. Auto	Rad. Manual
	CU-70015	CU-00015	6-70015	6-00015

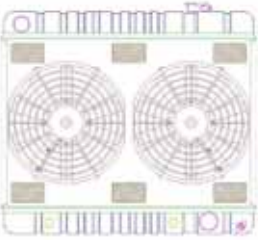
67-87 Blazer C/K

	Core Size	Outlets	Rows	Tube
	26.38 X 18.53 X 2.68	TL / BR	2	MaxCool 1.25"
	Notes:		ComboUnit Notes:	
	GM Truck Small V8 / L6 Radiator		Twin 12" Fans Total Thickness: 5.58	
	Part Number: (CU includes radiator, shroud, fan(s), wiring, and rad cap)			
	ComboUnit Auto	ComboUnit Manual	Rad. Auto	Rad. Manual
	CU-70017	CU-00017	6-70017	6-00017

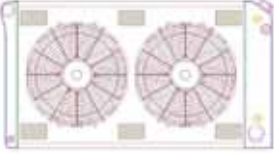
67-87 Blazer C/K

	Core Size	Outlets	Rows	Tube
	28.38 X 20.63 X 2.68	TL / BR	2	MaxCool 1.25"
	Notes:		ComboUnit Notes:	
	GM All (EXC Late Model LT & LS) Large Big Block Radiator		Twin 12" Fans Total Thickness: 5.54	
	Part Number: (CU includes radiator, shroud, fan(s), wiring, and rad cap)			
	ComboUnit Auto	ComboUnit Manual	Rad. Auto	Rad. Manual
	CU-70123	CU-00123	6-70123	6-00123

63-66 Carryall (GMC)

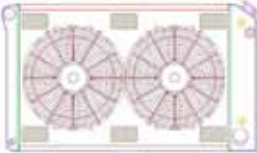
	Core Size	Outlets	Rows	Tube
	17.00 X 25.50 X 2.68	TL / BR	2	MaxCool 1.25"
	Notes:		ComboUnit Notes:	
	GM All (EXC Late Model LT & LS)		Twin 11" Fans Total Thickness: 6.18	
	Part Number: (CU includes radiator, shroud, fan(s), wiring, and rad cap)			
	ComboUnit Auto	ComboUnit Manual	Rad. Auto	Rad. Manual
	CU-70105	CU-00105	6-70105	6-00105

67-87 Cheyenne C/K

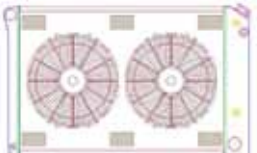
	Core Size	Outlets	Rows	Tube
	28.38 X 18.53 X 2.68	TL / BR	2	MaxCool 1.25"
	Notes:		ComboUnit Notes:	
	GM Truck Large Small Block Radiator		Twin 12" Fans Total Thickness: 5.58	
	Part Number: (CU includes radiator, shroud, fan(s), wiring, and rad cap)			
	ComboUnit Auto	ComboUnit Manual	Rad. Auto	Rad. Manual
	CU-70015	CU-00015	6-70015	6-00015

GM TRUCK

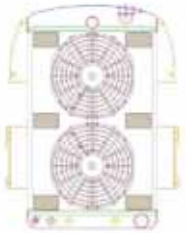
67-87 Cheyenne C/K

	Core Size	Outlets	Rows	Tube
	26.38 X 18.53 X 2.68	TL / BR	2	MaxCool 1.25"
	Notes:		ComboUnit Notes:	
	GM Truck Small V8 / L6 Radiator		Twin 12" Fans Total Thickness: 5.58	
	Part Number: (CU includes radiator, shroud, fan(s), wiring, and rad cap)			
	ComboUnit Auto	ComboUnit Manual	Rad. Auto	Rad. Manual
CU-70017	CU-00017	6-70017	6-00017	


67-87 Cheyenne C/K

	Core Size	Outlets	Rows	Tube
	28.38 X 20.63 X 2.68	TL / BR	2	MaxCool 1.25"
	Notes:		ComboUnit Notes:	
	GM All (EXC Late Model LT & LS) Large Big Block Radiator		Twin 12" Fans Total Thickness: 5.54	
	Part Number: (CU includes radiator, shroud, fan(s), wiring, and rad cap)			
	ComboUnit Auto	ComboUnit Manual	Rad. Auto	Rad. Manual
CU-70123	CU-00123	6-70123	6-00123	

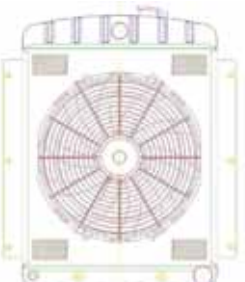
34-36 GM Truck

	Core Size	Outlets	Rows	Tube
	23.50 X 16.75 X 2.68	TC / BR	2	MaxCool 1.25"
	Notes:		ComboUnit Notes:	
	Early GM Outlets		Twin 10" Fans Total Thickness: 5.68	
	Part Number: (CU includes radiator, shroud, fan(s), wiring, and rad cap)			
	ComboUnit Auto	ComboUnit Manual	Rad. Auto	Rad. Manual
CU-70190	CU-00190	6-70190	6-00190	

41-46 GM Truck

	Core Size	Outlets	Rows	Tube
	22.50 X 18.00 X 2.68	TC / BR	2	MaxCool 1.25"
	Notes:		ComboUnit Notes:	
	Early GM Outlets Chevrolet Truck Only		Twin 10" Fans Total Thickness: 5.68	
	Part Number: (CU includes radiator, shroud, fan(s), wiring, and rad cap)			
	ComboUnit Auto	ComboUnit Manual	Rad. Auto	Rad. Manual
CU-70182	CU-00182	6-70182	6-00182	

47-54 GM Truck

	Core Size	Outlets	Rows	Tube
	21.00 X 18.63 X 2.68	TC / BR	2	MaxCool 1.25"
	Notes:		ComboUnit Notes:	
	Early Model First Gen. GM V8 (Not Factory) Late 47 to Early 54		Single 16" Fan Total Thickness: 5.68	
	Part Number: (CU includes radiator, shroud, fan(s), wiring, and rad cap)			
	ComboUnit Auto	ComboUnit Manual	Rad. Auto	Rad. Manual
CU-70056	CU-00056	4-70056	4-00056	

GM TRUCK

55-59 GM Truck

	Core Size	Outlets	Rows	Tube
	20.00 X 22.00 X 2.68	TC / BR	2	MaxCool 1.25"
	Notes:		ComboUnit Notes:	
	GM All (EXC Late Model LT & LS)		Single 16" Fan Total Thickness: 6.12	
	Part Number: (CU includes radiator, shroud, fan(s), wiring, and rad cap)			
	ComboUnit Auto	ComboUnit Manual	Rad. Auto	Rad. Manual
CU-70075	CU-00075	6-70075	6-00075	

67-87 GM Truck C/K

	Core Size	Outlets	Rows	Tube
	28.38 X 18.53 X 2.68	TL / BR	2	MaxCool 1.25"
	Notes:		ComboUnit Notes:	
	GM Truck Large Small Block Radiator		Twin 12" Fans Total Thickness: 5.58	
	Part Number: (CU includes radiator, shroud, fan(s), wiring, and rad cap)			
	ComboUnit Auto	ComboUnit Manual	Rad. Auto	Rad. Manual
CU-70015	CU-00015	6-70015	6-00015	

67-87 GM Truck C/K

	Core Size	Outlets	Rows	Tube
	26.38 X 18.53 X 2.68	TL / BR	2	MaxCool 1.25"
	Notes:		ComboUnit Notes:	
	GM Truck Small V8 / L6 Radiator		Twin 12" Fans Total Thickness: 5.58	
	Part Number: (CU includes radiator, shroud, fan(s), wiring, and rad cap)			
	ComboUnit Auto	ComboUnit Manual	Rad. Auto	Rad. Manual
CU-70017	CU-00017	6-70017	6-00017	

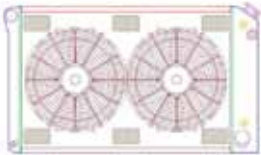
67-87 GM Truck C/K

	Core Size	Outlets	Rows	Tube
	28.38 X 20.63 X 2.68	TL / BR	2	MaxCool 1.25"
	Notes:		ComboUnit Notes:	
	GM All (EXC Late Model LT & LS) Large Big Block Radiator		Twin 12" Fans Total Thickness: 5.54	
	Part Number: (CU includes radiator, shroud, fan(s), wiring, and rad cap)			
	ComboUnit Auto	ComboUnit Manual	Rad. Auto	Rad. Manual
CU-70123	CU-00123	6-70123	6-00123	

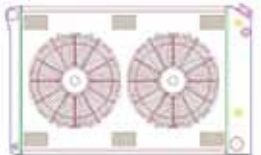
67-87 Scottsdale C/K

	Core Size	Outlets	Rows	Tube
	28.38 X 18.53 X 2.68	TL / BR	2	MaxCool 1.25"
	Notes:		ComboUnit Notes:	
	GM Truck Large Small Block Radiator		Twin 12" Fans Total Thickness: 5.58	
	Part Number: (CU includes radiator, shroud, fan(s), wiring, and rad cap)			
	ComboUnit Auto	ComboUnit Manual	Rad. Auto	Rad. Manual
CU-70015	CU-00015	6-70015	6-00015	

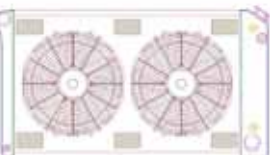
67-87 Scottsdale C/K

	Core Size	Outlets	Rows	Tube
	26.38 X 18.53 X 2.68	TL / BR	2	MaxCool 1.25"
	Notes:		ComboUnit Notes:	
	GM Truck Small V8 / L6 Radiator		Twin 12" Fans Total Thickness: 5.58	
	Part Number: (CU includes radiator, shroud, fan(s), wiring, and rad cap)			
	ComboUnit Auto	ComboUnit Manual	Rad. Auto	Rad. Manual
CU-70017	CU-00017	6-70017	6-00017	

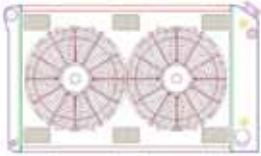
67-87 Scottsdale C/K

	Core Size	Outlets	Rows	Tube
	28.38 X 20.63 X 2.68	TL / BR	2	MaxCool 1.25"
	Notes:		ComboUnit Notes:	
	GM All (EXC Late Model LT & LS) Large Big Block Radiator		Twin 12" Fans Total Thickness: 5.54	
	Part Number: (CU includes radiator, shroud, fan(s), wiring, and rad cap)			
	ComboUnit Auto	ComboUnit Manual	Rad. Auto	Rad. Manual
CU-70123	CU-00123	6-70123	6-00123	

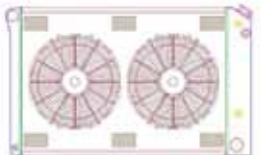
67-87 Sierra C/K & Silverado C/K

	Core Size	Outlets	Rows	Tube
	28.38 X 18.53 X 2.68	TL / BR	2	MaxCool 1.25"
	Notes:		ComboUnit Notes:	
	GM Truck Large Small Block Radiator		Twin 12" Fans Total Thickness: 5.58	
	Part Number: (CU includes radiator, shroud, fan(s), wiring, and rad cap)			
	ComboUnit Auto	ComboUnit Manual	Rad. Auto	Rad. Manual
CU-70015	CU-00015	6-70015	6-00015	

67-87 Sierra C/K & Silverado C/K

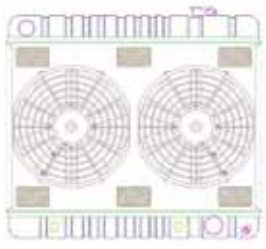
	Core Size	Outlets	Rows	Tube
	26.38 X 18.53 X 2.68	TL / BR	2	MaxCool 1.25"
	Notes:		ComboUnit Notes:	
	GM Truck Small V8 / L6 Radiator		Twin 12" Fans Total Thickness: 5.58	
	Part Number: (CU includes radiator, shroud, fan(s), wiring, and rad cap)			
	ComboUnit Auto	ComboUnit Manual	Rad. Auto	Rad. Manual
CU-70017	CU-00017	6-70017	6-00017	

67-87 Sierra C/K & Silverado C/K

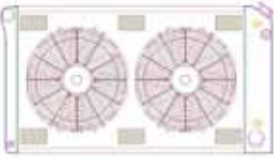
	Core Size	Outlets	Rows	Tube
	28.38 X 20.63 X 2.68	TL / BR	2	MaxCool 1.25"
	Notes:		ComboUnit Notes:	
	GM All (EXC Late Model LT & LS) Large Big Block Radiator		Twin 12" Fans Total Thickness: 5.54	
	Part Number: (CU includes radiator, shroud, fan(s), wiring, and rad cap)			
	ComboUnit Auto	ComboUnit Manual	Rad. Auto	Rad. Manual
CU-70123	CU-00123	6-70123	6-00123	

GM TRUCK

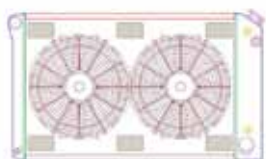
63-66 Suburban C/K

	Core Size	Outlets	Rows	Tube
	17.00 X 25.50 X 2.68	TL / BR	2	MaxCool 1.25"
	Notes:		ComboUnit Notes:	
	GM All (EXC Late Model LT & LS)		Twin 11" Fans Total Thickness: 6.18	
	Part Number: (CU includes radiator, shroud, fan(s), wiring, and rad cap)			
	ComboUnit Auto	ComboUnit Manual	Rad. Auto	Rad. Manual
CU-70105	CU-00105	6-70105	6-00105	

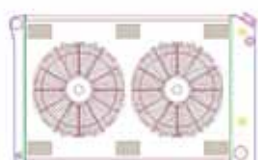
67-87 Suburban C/K

	Core Size	Outlets	Rows	Tube
	28.38 X 18.53 X 2.68	TL / BR	2	MaxCool 1.25"
	Notes:		ComboUnit Notes:	
	GM Truck Large Small Block Radiator		Twin 12" Fans Total Thickness: 5.58	
	Part Number: (CU includes radiator, shroud, fan(s), wiring, and rad cap)			
	ComboUnit Auto	ComboUnit Manual	Rad. Auto	Rad. Manual
CU-70015	CU-00015	6-70015	6-00015	

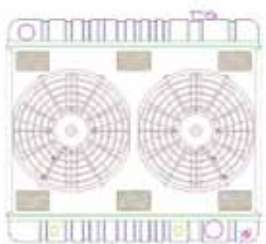
67-87 Suburban C/K

	Core Size	Outlets	Rows	Tube
	26.38 X 18.53 X 2.68	TL / BR	2	MaxCool 1.25"
	Notes:		ComboUnit Notes:	
	GM Truck Small V8 / L6 Radiator		Twin 12" Fans Total Thickness: 5.58	
	Part Number: (CU includes radiator, shroud, fan(s), wiring, and rad cap)			
	ComboUnit Auto	ComboUnit Manual	Rad. Auto	Rad. Manual
CU-70017	CU-00017	6-70017	6-00017	

67-87 Suburban C/K

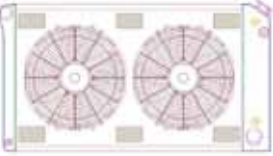
	Core Size	Outlets	Rows	Tube
	28.38 X 20.63 X 2.68	TL / BR	2	MaxCool 1.25"
	Notes:		ComboUnit Notes:	
	GM All (EXC Late Model LT & LS) Large Big Block Radiator		Twin 12" Fans Total Thickness: 5.54	
	Part Number: (CU includes radiator, shroud, fan(s), wiring, and rad cap)			
	ComboUnit Auto	ComboUnit Manual	Rad. Auto	Rad. Manual
CU-70123	CU-00123	6-70123	6-00123	

63-66 Truck C/K

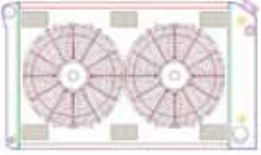
	Core Size	Outlets	Rows	Tube
	17.00 X 25.50 X 2.68	TL / BR	2	MaxCool 1.25"
	Notes:		ComboUnit Notes:	
	GM All (EXC Late Model LT & LS)		Twin 11" Fans Total Thickness: 6.18	
	Part Number: (CU includes radiator, shroud, fan(s), wiring, and rad cap)			
	ComboUnit Auto	ComboUnit Manual	Rad. Auto	Rad. Manual
CU-70105	CU-00105	6-70105	6-00105	

GM TRUCK

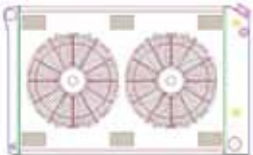
67-87 Van G/P (GM)

	Core Size	Outlets	Rows	Tube
	28.38 X 18.53 X 2.68	TL / BR	2	MaxCool 1.25"
	Notes:		ComboUnit Notes:	
	GM Truck Large Small Block Radiator		Twin 12" Fans Total Thickness: 5.58	
	Part Number: (CU includes radiator, shroud, fan(s), wiring, and rad cap)			
	ComboUnit Auto	ComboUnit Manual	Rad. Auto	Rad. Manual
	CU-70015	CU-00015	6-70015	6-00015

67-87 Van G/P (GM)

	Core Size	Outlets	Rows	Tube
	26.38 X 18.53 X 2.68	TL / BR	2	MaxCool 1.25"
	Notes:		ComboUnit Notes:	
	GM Truck Small V8 / L6 Radiator		Twin 12" Fans Total Thickness: 5.58	
	Part Number: (CU includes radiator, shroud, fan(s), wiring, and rad cap)			
	ComboUnit Auto	ComboUnit Manual	Rad. Auto	Rad. Manual
	CU-70017	CU-00017	6-70017	6-00017

67-87 Van G/P (GM)

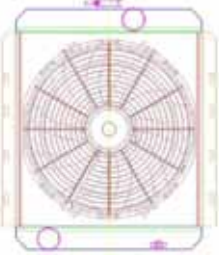
	Core Size	Outlets	Rows	Tube
	28.38 X 20.63 X 2.68	TL / BR	2	MaxCool 1.25"
	Notes:		ComboUnit Notes:	
	GM All (EXC Late Model LT & LS) Large Big Block Radiator		Twin 12" Fans Total Thickness: 5.54	
	Part Number: (CU includes radiator, shroud, fan(s), wiring, and rad cap)			
	ComboUnit Auto	ComboUnit Manual	Rad. Auto	Rad. Manual
	CU-70123	CU-00123	6-70123	6-00123

How tall is your filler neck?

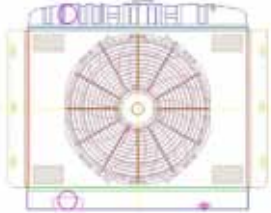
Approximately 7/8" tall.

INTERNATIONAL

60-65 Scout 80

	Core Size	Outlets	Rows	Tube
	18.00 X 17.00 X 2.68	TR / BL	2	MaxCool 1.25"
	Notes:		ComboUnit Notes:	
	International Scout		Single 16" Fan Total Thickness: 5.83	
	Part Number: (CU includes radiator, shroud, fan(s), wiring, and rad cap)			
	ComboUnit Auto	ComboUnit Manual	Rad. Auto	Rad. Manual
		CU-00030		4-00030

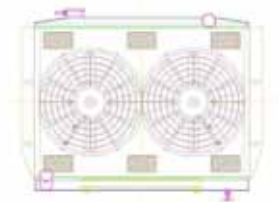
INTERNATIONAL**66-71 Scout 800, 800A, & 800B**

	Core Size	Outlets	Rows	Tube
	17.63 X 24.31 X 2.68	TL / BL	2	MaxCool 1.25"
	Notes:		ComboUnit Notes:	
	International Scout		Single 16" Fan Total Thickness: 5.77	
	Part Number: (CU includes radiator, shroud, fan(s), wiring, and rad cap)			
	ComboUnit Auto	ComboUnit Manual	Rad. Auto	Rad. Manual
	CU-00029		4-00029	

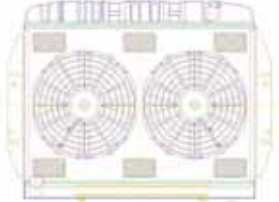
How long are your hose connections?

Hose connections are generally about 1.75". This can vary according to application.

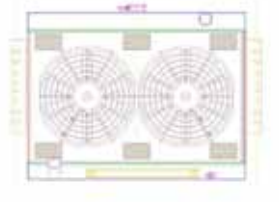
JEEP**73-86 CJ Series**

	Core Size	Outlets	Rows	Tube
	17.00 X 24.25 X 2.68	TR / BL	2	MaxCool 1.25"
	Notes:		ComboUnit Notes:	
	Jeep (CJ Series) Tall Core with Offset Filler		Twin 11" Fans Total Thickness: 5.68	
	Part Number: (CU includes radiator, shroud, fan(s), wiring, and rad cap)			
	ComboUnit Auto	ComboUnit Manual	Rad. Auto	Rad. Manual
CU-70151	CU-00151	5-70151	5-00151	

73-86 CJ Series

	Core Size	Outlets	Rows	Tube
	16.00 X 24.00 X 2.68	TR / BL	2	MaxCool 1.25"
	Notes:		ComboUnit Notes:	
	Jeep (CJ Series) Short Radiator with Center Filler		Twin 10" Fans Total Thickness: 5.69	
	Part Number: (CU includes radiator, shroud, fan(s), wiring, and rad cap)			
	ComboUnit Auto	ComboUnit Manual	Rad. Auto	Rad. Manual
CU-70160	CU-00160	5-70160	5-00160	

72-92 Wagoneer (SJ)

	Core Size	Outlets	Rows	Tube
	16.00 X 26.75 X 2.68	TR / BL	2	MaxCool 1.25"
	Notes:		ComboUnit Notes:	
	Jeep Full Size (J) Series		Twin 11" Fans Total Thickness: 5.68	
	Part Number: (CU includes radiator, shroud, fan(s), wiring, and rad cap)			
	ComboUnit Auto	ComboUnit Manual	Rad. Auto	Rad. Manual
CU-70014	CU-00014	5-70014	5-00014	

87-06 Wrangler (YJ & TJ)

	Core Size	Outlets	Rows	Tube
	18.00 X 20.00 X 1.50	TR / BL	1	1.50"
	Notes:		ComboUnit Notes:	
	Jeep Wrangler All "YJ" & "TJ"		Single 16" Fan Total Thickness: 4.89	
	Part Number: (CU includes radiator, shroud, fan(s), wiring, and rad cap)			
	ComboUnit Auto	ComboUnit Manual	Rad. Auto	Rad. Manual
CU-70032	CU-70032	5-70032	5-70032	

07-12 Wrangler (JK)

	Core Size	Outlets	Rows	Tube
	22.00 X 20.90 X 1.50	TL / BR	1	1.50"
	Notes:		ComboUnit Notes:	
	Jeep (JK Series) OEM 6 cylinder Design		Twin 11" Fans Total Thickness: 4.54	
	Part Number: (CU includes radiator, shroud, fan(s), wiring, and rad cap)			
	ComboUnit Auto	ComboUnit Manual	Rad. Auto	Rad. Manual
CU-00152	CU-00152	5-00152	5-00152	

What kind of water pump should I use with your radiator?

You can use any standard water pump with a Griffin radiator.

05-08 Frontier

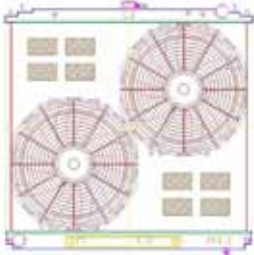
	Core Size	Outlets	Rows	Tube
	23.63 X 27.78 X 1.50	TR / BL	1	1.50"
	Notes:		ComboUnit Notes:	
	Nissan 4.0L V6		Twin 14" Fans Total Thickness: 4.45	
	Part Number: (CU includes radiator, shroud, fan(s), wiring, and rad cap)			
	ComboUnit Auto	ComboUnit Manual	Rad. Auto	Rad. Manual
CU-70002	CU-00002	NIS-70002	NIS-00002	

05-08 Pathfinder

	Core Size	Outlets	Rows	Tube
	23.63 X 27.78 X 1.50	TR / BL	1	1.50"
	Notes:		ComboUnit Notes:	
	Nissan 4.0L V6		Twin 14" Fans Total Thickness: 4.45	
	Part Number: (CU includes radiator, shroud, fan(s), wiring, and rad cap)			
	ComboUnit Auto	ComboUnit Manual	Rad. Auto	Rad. Manual
CU-70002	CU-00002	NIS-70002	NIS-00002	

NISSAN


05-08 Xterra

	Core Size	Outlets	Rows	Tube
	23.63 X 27.78 X 1.50	TR / BL	1	1.50"
	Notes:		ComboUnit Notes:	
	Nissan 4.0L V6		Twin 14" Fans Total Thickness: 4.45	
	Part Number: (CU includes radiator, shroud, fan(s), wiring, and rad cap)			
	ComboUnit Auto	ComboUnit Manual	Rad. Auto	Rad. Manual
	CU-70002	CU-00002	NIS-70002	NIS-00002

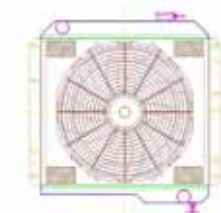
Should I slow down the water pump or speed it up for better cooling?
 You can overdrive the water pump 20 – 30% for better cooling

TOYOTA

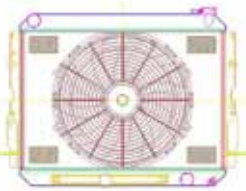
89-95 4-Runner

	Core Size	Outlets	Rows	Tube
	17.75 X 21.50 X 1.50	TR / BL	1	1.50"
	Notes:		ComboUnit Notes:	
	2.4 L4 2WD or 4WD		Single 16" Fan Total Thickness: 5.14	
	Part Number: (CU includes radiator, shroud, fan(s), wiring, and rad cap)			
	ComboUnit Auto	ComboUnit Manual	Rad. Auto	Rad. Manual
		CU-00052		TOY-00052

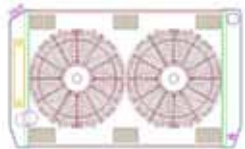
70-80 Landcruiser

	Core Size	Outlets	Rows	Tube
	17.00 X 19.38 X 2.68	TL / BR	2	MaxCool 1.25"
	Notes:		ComboUnit Notes:	
	Toyota 4.2 L6		Single 16" Fan Total Thickness: 5.70	
	Part Number: (CU includes radiator, shroud, fan(s), wiring, and rad cap)			
	ComboUnit Auto	ComboUnit Manual	Rad. Auto	Rad. Manual
		CU-00091		TOY-00091

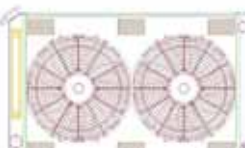
81-89 Landcruiser

	Core Size	Outlets	Rows	Tube
	16.00 X 24.00 X 2.68	TL / BR	2	MaxCool 1.25"
	Notes:		ComboUnit Notes:	
	Toyota 4.2 L6		Single 16" Fan Total Thickness: 5.83	
	Part Number: (CU includes radiator, shroud, fan(s), wiring, and rad cap)			
	ComboUnit Auto	ComboUnit Manual	Rad. Auto	Rad. Manual
	CU-70011	CU-00011	TOY-70011	TOY-00011

Ford 69-73 "Midsize" Body

Overall Size	Outlets	Rows	Tube		
31.00 X 18.63 X 3.00	TR / BL	2	MaxCool 1.25"		
ComboUnit Notes:		LS Notes:			
Twin 12" Fans	Total Thickness: 5.70	TR / BR 1.25" and 1.50" Outlets			
Part Number: (CU includes radiator, shroud, fan(s), wiring, and rad cap)					
ComboUnit Auto	ComboUnit Manual	Rad. Auto	Rad. Manual		
CU-70087	CU-00087	8-70087	8-00087		
LS ComboUnit Auto	LS ComboUnit Manual	LS Rad Auto	LS Rad Manual		
CU-70087-LS	CU-00087-LS	8-70087-LS	8-00087-LS		
Year	Model	Year	Model		Year
1970-1972	Continental	1969-1971	Galaxie 500	1969-1972	Monterey
1971-1973	Cougar	1969-1971	LTD	1971-1973	Mustang
1969	Country Squire	1972	Mark 1V	1969-1971	Ranch Wagon
1969-1971	Custom 500	1969-1972	Marquis	1969-1970	Torino
1969-1970	Fairlane	1969	Montclair	1970-1971	Torino
1969-1971	Galaxie	1970-1971	Montego		

Ford "Fox" Body

Overall Size	Outlets	Rows	Tube		
29.50 X 18.63 X 3.00	TR / BL	2	MaxCool 1.25"		
ComboUnit Notes:		LS Notes:			
Twin 12" Fans	Total Thickness: 5.70	TR / BR 1.25" and 1.50" Outlets			
Part Number: (CU includes radiator, shroud, fan(s), wiring, and rad cap)					
ComboUnit Auto	ComboUnit Manual	Rad. Auto	Rad. Manual		
CU-70165	CU-00165	8-70165	8-00165		
LS ComboUnit Auto	LS ComboUnit Manual	LS Rad Auto	LS Rad Manual		
CU-70165-LS	CU-00165-LS	8-70165-LS	8-00165-LS		
Year	Model	Year	Model		Year
1979-1986	Capri	1981-1982	Granada	1979-1993	Mustang
1982-1987	Continental	1983-1986	LTD	1980-1988	Thunderbird
1980-1988	Cougar	1984-1992	Mark V11	1978-1983	Zephyr
1978-1983	Fairmont	1983-1986	Marquis		

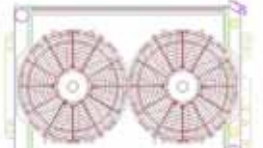
How much space should there be between the A/C condenser and the radiator?
 There should be 1/4" – 3/8" (no more than 1/2") between the A/C condenser and the radiator. If there is too much space the air will go around the condenser. The condenser cannot go on the backside of radiator. Temperature of the air leaving the radiator is too high for a condenser to reject the heat required for proper A/C operation.

GENERAL MOTORS

GM "A" and "G" Body

Overall Size	Outlets	Rows	Tube		
33.25 X 18.62 X 3.00	TL / BR	2	MaxCool 1.25"		
ComboUnit Notes:		LS Notes:			
Twin 16" Fans	Total Thickness: 6.42	TR / BR 1.25" and 1.50" Outlets			
Part Number: (CU includes radiator, shroud, fan(s), wiring, and rad cap)					
ComboUnit Auto	ComboUnit Manual	Rad. Auto	Rad. Manual		
CU-70008	CU-00008	8-70008	8-00008		
LS ComboUnit Auto	LS ComboUnit Manual	LS Rad Auto	LS Rad Manual		
CU-70008-LS	CU-00008-LS	8-70008-LS	8-00008-LS		
Year	Model	Year	Model		Year
1973-1975	Apollo	1965-1974	Eldorado	1965-1985	Ninety Eight
1971-1974	Bel Air	1963-1985	Electra	1968-1979	Nova
1971-1972	Biscayne	1970-1990	Estate Wagon	1973-1979	Omega
1968-1989	Bonneville	1970-1981	Firebird/TA	1984-1986	Parisienne
1965	Calais	1965-1974	Fleetwood	1978-1979	Phoenix
1970-1981	Camaro	1973-1981	GrandAm	1973-1987	Regal
1977	Can Am	1965-1987	Grandprix	1984-1985	Regency 98
1971-1990	Caprice	1971-1976	Grandville	1967-1985	Rivera
1968-1989	Catalina	1968-1974	GTO	1971-1977	Safari Wagon
1973-1989	Century	1971-1990	Impala	1976-1985	Seville
1968-1977	Chevelle	1965-1969	Jetstar 88	1964-1979	Skylark
1971-1990	Custom Cruiser	1971-1972	Kingswood	1971-1977	Sprint
1966-1981	Cutlass	1975	Laguna	1968-1981	Tempest
1965-1969	Delmont 88	1976	Laguna	1966-1985	Tornado
1965-1985	Delta 88	1968-1981	Lemans	1972-1973	Ventura
1965-1974	Deville	1965-1985	LeSabre	1965-1970	Wildcat
1965-1969	Dynamic 88	1968-1983	Malibu		
1968-1977	El Camino	1970-1988	Monte Carlo		

GM "A" and "F" Body

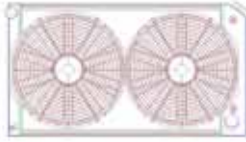
Overall Size	Outlets	Rows	Tube		
26.24 X 18.63 X 3.00	TL / BR	2	MaxCool 1.25"		
ComboUnit Notes:		LS Notes:			
Twin 12" Fans	Total Thickness: 7.17	TR / BR 1.25" and 1.50" Outlets			
Part Number: (CU includes radiator, shroud, fan(s), wiring, and rad cap)					
ComboUnit Auto	ComboUnit Manual	Rad. Auto	Rad. Manual		
CU-70009	CU-00009	8-70009	8-00009		
LS ComboUnit Auto	LS ComboUnit Manual	LS Rad Auto	LS Rad Manual		
CU-70009-LS	CU-00009-LS	8-70009-LS	8-00009-LS		
Year	Model	Year	Model		Year
1967-1969	Camaro	1964-1967	El Camino	1967-1969	Firebird-T/A
1964-1967	Chevelle				

GENERAL MOTORS

GM "A" and "G" Body

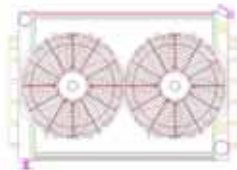
Overall Size	Outlets	Rows	Tube		
31.25 X 18.62 X 3.00	TL / BR	2	MaxCool 1.25"		
ComboUnit Notes:		LS Notes:			
Twin 14" Fans	Total Thickness: 6.42	TR / BR 1.25" and 1.50" Outlets			
Part Number: (CU includes radiator, shroud, fan(s), wiring, and rad cap)					
ComboUnit Auto	ComboUnit Manual	Rad. Auto	Rad. Manual		
CU-70010	CU-00010	8-70010	8-00010		
LS ComboUnit Auto	LS ComboUnit Manual	LS Rad Auto	LS Rad Manual		
CU-70010-LS	CU-00010-LS	8-70010-LS	8-00010-LS		
Year	Model	Year	Model		Year
1973-1975	Apollo	1965-1974	Eldorado	1965-1985	Ninety Eight
1971-1974	Bel Air	1963-1985	Electra	1968-1979	Nova
1971-1972	Biscayne	1970-1990	Estate Wagon	1973-1979	Omega
1968-1989	Bonneville	1970-1981	Firebird/TA	1984-1986	Parisienne
1965	Calais	1965-1974	Fleetwood	1978-1979	Phoenix
1970-1981	Camaro	1973-1981	GrandAm	1973-1987	Regal
1977	Can Am	1965-1987	Grandprix	1984-1985	Regency 98
1971-1990	Caprice	1971-1976	Grandville	1967-1985	Rivera
1968-1989	Catalina	1968-1974	GTO	1971-1977	Safari Wagon
1973-1989	Century	1971-1990	Impala	1976-1985	Seville
1968-1977	Chevelle	1965-1969	Jetstar 88	1964-1979	Skylark
1971-1990	Custom Cruiser	1971-1972	Kingswood	1971-1977	Sprint
1966-1981	Cutlass	1975	Laguna	1968-1981	Tempest
1965-1969	Delmont 88	1976	Laguna	1966-1985	Tornado
1965-1985	Delta 88	1968-1981	Lemans	1972-1973	Ventura
1965-1974	Deville	1965-1985	LeSabre	1965-1970	Wildcat
1965-1969	Dynamic 88	1968-1983	Malibu		
1968-1977	El Camino	1970-1988	Monte Carlo		

GM "C" and "K" Series Trucks

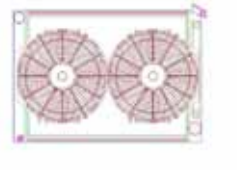
Overall Size	Outlets	Rows	Tube		
33.25 X 18.62 X 3.00	TL / BR	2	MaxCool 1.25"		
ComboUnit Notes:		LS Notes:			
Twin 16" Fans	Total Thickness: 6.49	TR / BR 1.25" and 1.50" Outlets			
Part Number: (CU includes radiator, shroud, fan(s), wiring, and rad cap)					
ComboUnit Auto	ComboUnit Manual	Rad. Auto	Rad. Manual		
CU-70013	CU-00013	8-70013	8-00013		
LS ComboUnit Auto	LS ComboUnit Manual	LS Rad Auto	LS Rad Manual		
CU-70013-LS	CU-00013-LS	8-70013-LS	8-00013-LS		
Year	Model	Year	Model		Year
1967-1991	Blazer c/k	1967-1987	Sierra	1967-1991	Suburban
1967-1987	Cheyenne	1967-1987	Silverado	1967-1991	Van
1967-1987	Scottsdale				

GENERAL MOTORS

GM "B" Body

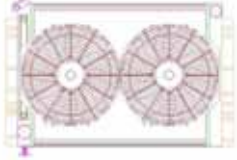
Overall Size	Outlets	Rows	Tube		
26.24 X 18.63 X 3.00	TL / BR	2	MaxCool 1.25"		
ComboUnit Notes:		LS Notes:			
Twin 12" Fans	Total Thickness: 7.17	TR / BR 1.25" and 1.50" Outlets			
Part Number: (CU includes radiator, shroud, fan(s), wiring, and rad cap)					
ComboUnit Auto	ComboUnit Manual	Rad. Auto	Rad. Manual		
CU-70016	CU-00016	8-70016	8-00016		
LS ComboUnit Auto	LS ComboUnit Manual	LS Rad Auto	LS Rad Manual		
CU-70016-LS	CU-00016-LS	8-70016-LS	8-00016-LS		
Year	Model	Year	Model		Year
1959-1970	Bel Air	1959-1970	Brookwood	1959-1970	Impala
1959-1970	Biscayne	1959-1970	Caprice		

GM "X" Body

Overall Size	Outlets	Rows	Tube		
26.50 X 18.50 X 3.00	TL / BR	2	MaxCool 1.25"		
ComboUnit Notes:		LS Notes:			
Twin 12" Fans	Total Thickness: 6.49	TR / BR 1.25" and 1.50" Outlets			
Part Number: (CU includes radiator, shroud, fan(s), wiring, and rad cap)					
ComboUnit Auto	ComboUnit Manual	Rad. Auto	Rad. Manual		
CU-70019	CU-00019	8-70019	8-00019		
LS ComboUnit Auto	LS ComboUnit Manual	LS Rad Auto	LS Rad Manual		
CU-70019-LS	CU-00019-LS	8-70019-LS	8-00019-LS		
Year	Model	Year	Model		Year
1970-1971	Camaro	1968-1971	El Camino	1969-1971	Nova
1968-1971	Chevelle	1970-1971	LeMans	1965-1969	Skylark
1968	Chevy II	1965	LeSabre	1968-1969	Tempest
1966-1967	Cutlass	1970	Monte Carlo		

My car runs hot on the highway and boils over in traffic? Is this a radiator problem?

A hot running car needs to be properly diagnosed. It may be caused by a defective or undersized radiator; however, there may be many other causes such as a defective thermostat, water pump, low coolant, wrong pulley ratios, etc.

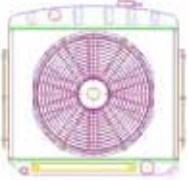
Mopar 60-88 "A" "B" and "E" Body							
Overall Size	Outlets	Rows	Tube				
26.50 X 18.63 X 3.00	TL / BR	2	MaxCool 1.25"				
ComboUnit Notes:		LS Notes:					
Twin 12" Fans	Total Thickness: 7.17	TR / BR 1.25" and 1.50" Outlets					
Part Number: (CU includes radiator, shroud, fan(s), wiring, and rad cap)							
ComboUnit Auto	ComboUnit Manual	Rad. Auto	Rad. Manual				
CU-70038	CU-00038	8-70038	8-00038				
LS ComboUnit Auto	LS ComboUnit Manual	LS Rad Auto	LS Rad Manual				
CU-70038-LS	CU-00038-LS	8-70038-LS	8-00038-LS				
Year	Model	Year	Model			Year	Model
1966-1977	300	1973-1976	Duster	1966-1972	Polara		
1965-1974	Barracuda	1983-1989	Fifth Ave.	1968-1980	Road Runner		
1966-1974	Belvedere	1967-1978	Fury	1966-1974	Satellite		
1970-1974	Challenger	1966-1975	Imperial	1973-1976	Scamp		
1966-1977	Charger	1974-1981	LeBaron	1968-1971	Super Bee		
1975-1983	Cordoba	1966-1978	Monaco	1966-1977	Town & Country Wagon		
1966-1977	Coronet	1965-1982	New Yorker	1973-1976	Valiant		
1973-1976	Dart	1966-1981	Newport				

Rule of thumb.

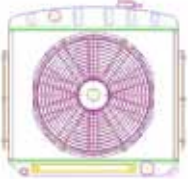
Only choose a mechanical fan over an electric fan if it's your farm tractor. An electric fan is preferred because when you need a fan the most (at idle or cruising speeds) an electric fan is delivering maximum air independent of engine RPM's. Fans that move 2000-2300 CFM's are worth the investment. Preference should be given to a "pull" vs. a "push" fan. Mounted on the engine side of the radiator, a pull fan does not interfere with air flow at highway speeds. All shrouded fans should be on the engine side of the radiator.

CHEVROLET

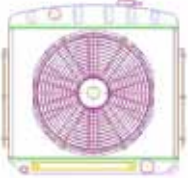
55-57 Bel Air

	Core Size	Outlets	Rows	Tube
	17.00 X 22.00 X 2.68	TL / BR	2	MaxCool 1.25"
	Notes:		ComboUnit Notes:	
	Universal 6 CYL / 8 CYL Mount ComboUnit Only Works in 6 CYL Position		Single 16" Fan Total Thickness: 5.75	
	Part Number: (CU includes radiator, shroud, fan(s), wiring, and rad cap)			
	ComboUnit Auto	ComboUnit Manual	Rad. Auto	Rad. Manual
	CU-70018		8-70018	

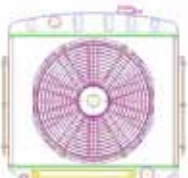
55-57 Chevy

	Core Size	Outlets	Rows	Tube
	17.00 X 22.00 X 2.68	TL / BR	2	MaxCool 1.25"
	Notes:		ComboUnit Notes:	
	Universal 6 CYL / 8 CYL Mount ComboUnit Only Works in 6 CYL Position		Single 16" Fan Total Thickness: 5.75	
	Part Number: (CU includes radiator, shroud, fan(s), wiring, and rad cap)			
	ComboUnit Auto	ComboUnit Manual	Rad. Auto	Rad. Manual
	CU-70018		8-70018	

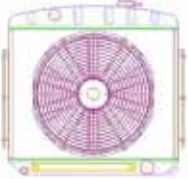
55-57 Chevy 150

	Core Size	Outlets	Rows	Tube
	17.00 X 22.00 X 2.68	TL / BR	2	MaxCool 1.25"
	Notes:		ComboUnit Notes:	
	Universal 6 CYL / 8 CYL Mount ComboUnit Only Works in 6 CYL Position		Single 16" Fan Total Thickness: 5.75	
	Part Number: (CU includes radiator, shroud, fan(s), wiring, and rad cap)			
	ComboUnit Auto	ComboUnit Manual	Rad. Auto	Rad. Manual
	CU-70018		8-70018	

55-57 Chevy 210

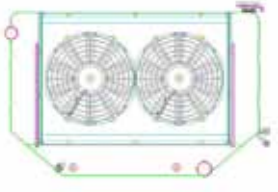
	Core Size	Outlets	Rows	Tube
	17.00 X 22.00 X 2.68	TL / BR	2	MaxCool 1.25"
	Notes:		ComboUnit Notes:	
	Universal 6 CYL / 8 CYL Mount ComboUnit Only Works in 6 CYL Position		Single 16" Fan Total Thickness: 5.75	
	Part Number: (CU includes radiator, shroud, fan(s), wiring, and rad cap)			
	ComboUnit Auto	ComboUnit Manual	Rad. Auto	Rad. Manual
	CU-70018		8-70018	

55-57 Delray

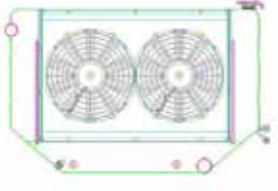
	Core Size	Outlets	Rows	Tube
	17.00 X 22.00 X 2.68	TL / BR	2	MaxCool 1.25"
	Notes:		ComboUnit Notes:	
	Universal 6 CYL / 8 CYL Mount ComboUnit Only Works in 6 CYL Position		Single 16" Fan Total Thickness: 5.75	
	Part Number: (CU includes radiator, shroud, fan(s), wiring, and rad cap)			
	ComboUnit Auto	ComboUnit Manual	Rad. Auto	Rad. Manual
	CU-70018		8-70018	

CHEVROLET

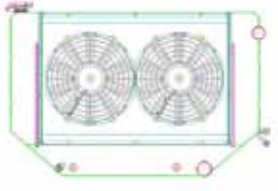
55-57 Chevy Crossflow

	Core Size	Outlets	Rows	Tube
	22.50 X 16.00 X 2.68	TL / BR	2	MaxCool 1.25"
	Notes:		ComboUnit Notes:	
	Mounts to 8 CYL Core Support Located in 6 CYL Position		Twin 10" Fans Total Thickness: 6.50	
	Part Number: (CU includes radiator, shroud, fan(s), wiring, and rad cap)			
	ComboUnit Auto	ComboUnit Manual	Rad. Auto	Rad. Manual
CU-03217-02		6-555AH-BBH		

55-57 Chevy Crossflow (LS1)

	Core Size	Outlets	Rows	Tube
	22.50 X 16.00 X 2.68	TR / BR	2	MaxCool 1.25"
	Notes:		ComboUnit Notes:	
	LS1, LS2, and Early LS3 - Mounts to 8 CYL Core Support, Located in 6 CYL Position		Twin 10" Fans Total Thickness: 6.50	
	Part Number: (CU includes radiator, shroud, fan(s), wiring, and rad cap)			
	ComboUnit Auto	ComboUnit Manual	Rad. Auto	Rad. Manual
CU-03217-04		6-555AH-JBH		

55-57 Chevy Crossflow (LS3 +)

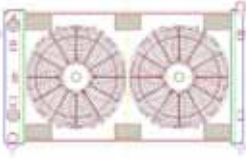
	Core Size	Outlets	Rows	Tube
	22.50 X 16.00 X 2.68	TL / BR	2	MaxCool 1.25"
	Notes:		ComboUnit Notes:	
	LS3 Late Model and Up - Mounts to 8 CYL Core Support, Located in 6 CYL Position		Twin 10" Fans Total Thickness: 6.50	
	Part Number: (CU includes radiator, shroud, fan(s), wiring, and rad cap)			
	ComboUnit Auto	ComboUnit Manual	Rad. Auto	Rad. Manual
CU-03217-LS3		6-555AH-LBH		

First things first.

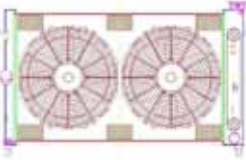
When planning your performance vehicle, remember that you're building it to drive, not to sit and steam. Plan adequate space for the cooling system including the radiator, fan, shroud, over flow tank and mounting brackets. Talk with a cooling specialist to help you size the system for your vehicle, engine and driving habits. Consider the investment compared to the total cost of the car.

PONTIAC

04 GTO


	Core Size	Outlets	Rows	Tube
	26.50 x 17.10 X 2.68	TR / BL	2	MaxCool 1.25"
	Notes:		ComboUnit Notes:	
	First Gen Late Model GTO LS1 GTO LS1 Outlets		Twin 12" Fans Total Thickness: 5.48	
	Part Number: (CU includes radiator, shroud, fan(s), wiring, and rad cap)			
	ComboUnit Auto	ComboUnit Manual	Rad. Auto	Rad. Manual
	CU-70166	CU-00166	8-70166	8-00166

04 GTO

	Core Size	Outlets	Rows	Tube
	26.50 x 17.10 X 2.68	TL / BR	2	MaxCool 1.25"
	Notes:		ComboUnit Notes:	
	Second Gen Late Model GTO LS2 GTO LS2 Outlets		Twin 12" Fans Total Thickness: 5.48	
	Part Number: (CU includes radiator, shroud, fan(s), wiring, and rad cap)			
	ComboUnit Auto	ComboUnit Manual	Rad. Auto	Rad. Manual
	CU-70167	CU-00167	8-70167	8-00167


SUNBEAM

58-67 Tiger

	Core Size	Outlets	Rows	Tube
	19.50 X 15.25 X 1.50	TL / BR	1	1.50"
	Notes:		ComboUnit Notes:	
	Sunbeam Tiger		Single 14" Fan Total Thickness: 4.95	
	Part Number: (CU includes radiator, shroud, fan(s), wiring, and rad cap)			
	ComboUnit Auto	ComboUnit Manual	Rad. Auto	Rad. Manual
		CU-00179		SUN-00179

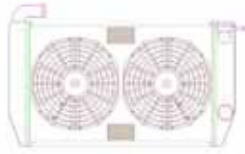
FORD TRUCK

67-77 Bronco

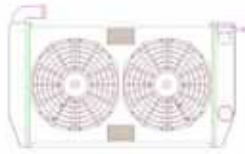
	Core Size	Outlets	Rows	Tube
	19.00 X 20.88 X 2.68	TR / BL	2	MaxCool 1.25"
	Notes:		ComboUnit Notes:	
	Bronco Late Model Ford V8 Late Model Ford V8 (EXC Modular)		Single 16" Fan Total Thickness: 5.31	
	Part Number: (CU includes radiator, shroud, fan(s), wiring, and rad cap)			
	ComboUnit Auto	ComboUnit Manual	Rad. Auto	Rad. Manual
	CU-70170	CU-00170	8-70170	8-00170

GM TRUCK


83-93 Blazer S-10 (V8 Conversion)

	Core Size	Outlets	Rows	Tube
	22.50 X 15.13 X 1.50	TL / BR	1	1.50"
	Notes:		ComboUnit Notes:	
	GM V8 Outlets (EXC LS) V8 conversion Radiator		Twin 10" Fans Total Thickness: 4.64	
	Part Number: (CU includes radiator, shroud, fan(s), wiring, and rad cap)			
	ComboUnit Auto	ComboUnit Manual	Rad. Auto	Rad. Manual
	CU-00174		8-00174	


83-93 Jimmy S-15 (V8 Conversion)

	Core Size	Outlets	Rows	Tube
	22.50 X 15.13 X 1.50	TL / BR	1	1.50"
	Notes:		ComboUnit Notes:	
	GM V8 Outlets (EXC LS) V8 conversion Radiator		Twin 10" Fans Total Thickness: 4.64	
	Part Number: (CU includes radiator, shroud, fan(s), wiring, and rad cap)			
	ComboUnit Auto	ComboUnit Manual	Rad. Auto	Rad. Manual
	CU-00174		8-00174	

83-93 Truck S-10 (V8 Conversion)

	Core Size	Outlets	Rows	Tube
	22.50 X 15.13 X 1.50	TL / BR	1	1.50"
	Notes:		ComboUnit Notes:	
	GM V8 Outlets (EXC LS) V8 conversion Radiator		Twin 10" Fans Total Thickness: 4.64	
	Part Number: (CU includes radiator, shroud, fan(s), wiring, and rad cap)			
	ComboUnit Auto	ComboUnit Manual	Rad. Auto	Rad. Manual
	CU-00174		8-00174	

83-93 Truck S-15 (V8 Conversion)


	Core Size	Outlets	Rows	Tube
	22.50 X 15.13 X 1.50	TL / BR	1	1.50"
	Notes:		ComboUnit Notes:	
	GM V8 Outlets (EXC LS) V8 conversion Radiator		Twin 10" Fans Total Thickness: 4.64	
	Part Number: (CU includes radiator, shroud, fan(s), wiring, and rad cap)			
	ComboUnit Auto	ComboUnit Manual	Rad. Auto	Rad. Manual
	CU-00174		8-00174	

How many fins per inch do you use?


It depends on the application. More fins per inch generally increases the heat rejection capability of the radiator, but also increases the pressure drop through the radiator. The radiator needs to be properly designed to meet your specific engine cooling requirements.

JEEP

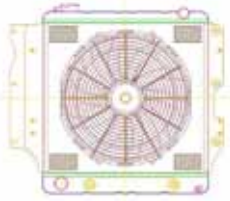
91-01 Cherokee

	Core Size	Outlets	Rows	Tube
	31.00 X 11.08 X 2.68	TR / BL	2	MaxCool 1.25"
	Notes:		ComboUnit Notes:	
	Jeep Cherokee Large Thick Core Will Not Fit as Factory		Twin 10" Fans Total Thickness: 5.76	
	Part Number: (CU includes radiator, shroud, fan(s), wiring, and rad cap)			
	ComboUnit Auto	ComboUnit Manual	Rad. Auto	Rad. Manual
	CU-70168	CU-00168	8-70168	8-00168

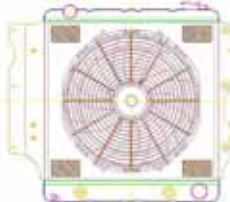
91-01 Cherokee

	Core Size	Outlets	Rows	Tube
	31.00 X 11.08 X 2.68	TL / BR	2	MaxCool 1.25"
	Notes:		ComboUnit Notes:	
	Jeep Cherokee Large Thick Core Will Not Fit as Factory		Twin 10" Fans Total Thickness: 5.76	
	Part Number: (CU includes radiator, shroud, fan(s), wiring, and rad cap)			
	ComboUnit Auto	ComboUnit Manual	Rad. Auto	Rad. Manual
	CU-70171	CU-00171	8-70171	8-00171

87-06 Wrangler

	Core Size	Outlets	Rows	Tube
	18.00 X 20.00 X 2.68	TR / BL	2	MaxCool 1.25"
	Notes:		ComboUnit Notes:	
	Jeep Wrangler All "YJ" & "TJ" 3.00" Thick Radiator		Single 16" Fan Total Thickness: 5.71	
	Part Number: (CU includes radiator, shroud, fan(s), wiring, and rad cap)			
	ComboUnit Auto	ComboUnit Manual	Rad. Auto	Rad. Manual
	CU-70169	CU-00169	8-70169	8-00169

87-06 Wrangler

	Core Size	Outlets	Rows	Tube
	18.00 X 20.00 X 2.68	TL / BR	2	MaxCool 1.25"
	Notes:		ComboUnit Notes:	
	Jeep Wrangler All "YJ" & "TJ" GM Outlets 3.00" Thick Radiator		Single 16" Fan Total Thickness: 5.71	
	Part Number: (CU includes radiator, shroud, fan(s), wiring, and rad cap)			
	ComboUnit Auto	ComboUnit Manual	Rad. Auto	Rad. Manual
	CU-70172	CU-00172	8-70172	8-00172

Griffin . . . Radiators You Can Count On

Made in the USA

We know what this really means.

Almost anyone can buy components and assemble a radiator, and the truth is that a lot of so-called manufacturers do just that. Griffin is an integrated manufacturer. We make the tubes, fins, headers, side bands, mounting brackets, and tanks. By controlling every step of the manufacturing process, we produce a radiator with components that are performance matched for the optimum cooling possible. A Griffin is more than some off-the-shelf, one size fits all, cookie cutter product. It is a performance radiator built to meet your specific application.



Strength and Reliability

Vacuum brazing and magnesium makes us strong.

Vacuum brazing in the manufacturing process is the key to the performance, strength, and durability of Griffin aluminum thermal transfer products. After the radiator is assembled, all of the components must be joined (brazed) together by accurately heating it to a high temperature (approx. 1,100 degrees F). The two brazing processes most commonly used are Vacuum Brazing and CAB (NOCOLUX) Brazing. Vacuum brazing requires magnesium to braze, and magnesium is the alloy that gives aluminum its strength. Magnesium is used in the aluminum alloys for aircraft frames and in the structural components of vehicle chassis where high strength is required. A CAB brazed aluminum product does not have the equivalent strength of a Vacuum Brazed product because magnesium is absent in the CAB brazing process. This results in a substantially weaker product.



Performance Designed Cores

Its not your minivan core.

Griffin cores are designed for high performance applications. They are not designed or manufactured to the minimum specifications of typical passenger car applications. Aftermarket or OEM automotive cores use thinner gauge materials. This results in shorter product life and an inability to perform to the thermal load requirements for high performance and racing applications. The loss of cooling capacity results in loss of horsepower and torque. This heat stress increases engine component wear and eventually decreases engine life.

25% More
Cooling Power

Tube Size, it's a big deal



ClassicCool


Griffin ClassicCool tubes are designed with the beginner car guy in mind. They maintain the industry standard width of 1.00 inch and provide performance cooling for motors which have been mildly modified.

MaxCool

Griffin MaxCool tubing is one of the largest innovations in aluminum radiator technology since the early 80's. Boasting a 1.25 inch width this new tube offers an impressive 25% more cooling power. Capable of cooling moderate to heavily modified engines Griffin MaxCool tube is a must have performance enhancer for the advanced car guy.

ExtremeCool

Griffin ExtremeCool tube is the biggest and the baddest tube on the market. At 1.50 inches wide it is capable of cooling some of the meanest engines out there. Available in both one row and two row configurations. ExtremeCool tube is only recommended for professional builders and mechanics.



Griffin ComboUnit aluminum radiators include:

1. Aluminum Radiator
2. Aluminum Fan Shroud
3. High Performance Electric Fan(s)
4. Wiring Harness
5. Temperature Sensor
6. Official Griffin Logo Radiator Cap



Which Product is Right for You?

Exact fit

Griffin is proud to introduce the all new Exact Fit series of aluminum radiators. With 30 years of experience in the performance cooling market and one of the largest collections of OEM sample radiators, Griffin has engineered the Exact Fit series. These new products feature exact OEM fitment, OEM style stamped tanks, and mounting provisions for all factory equipment.

With a double focus on precision and performance, the Exact Fit products install exactly the same as the OEM component. They offer all of the required mounting tabs, brackets, and spuds to ensure a seamless installation without any cutting, bending, or special tools. Optimal performance is achieved by the use of two rows of Griffin exclusive MaxCool 1.25 inch tubing or one row of Griffin exclusive ExtremeCool 1.50 inch tubing. The wider tube widths used in this product line create a greater amount of surface area in the same amount of space. This allows the product to far exceed the performance of the common two row 1.00 inch radiators. Constructed of only the best AA3003 aluminum, these new products are a step above the rest in both purity and design. Backed by the industries best two year warranty and no special coolant requirements, the new Exact Fit radiators are the top of the line. The Exact Fit series aluminum radiators are the easiest to install, provide the best OEM appearance, and offer superior cooling performance.

Custom electric fan and aluminum shrouds are available for most Exact Fit products.

Sticking with our American heritage and our ongoing initiative to provide Made in the USA products, this new series will be made exclusively at our 330,000 Sq. Ft. manufacturing facility in Piedmont, South Carolina.

Direct fit

The wait is finally over; the all new Griffin Direct Fit aluminum radiators are here! The new series offers superior performance cooling at an affordable cost. Featuring Griffin exclusive MaxCool 1.25 inch induction welded tubing, these products are capable of cooling some extreme horsepower. Modern style, universal, welded tanks provide a high performance appearance and D.I.Y. (do-it-your-self) style mounting brackets make installation a snap. Backed by the industries best two year warranty and no special coolant requirements the new Direct Fit radiators are at the top of their class.

The Direct Fit series has been carefully designed to fit thousands of makes and models with minimal modifications. In some cases, the factory fan shroud will need to be slightly modified to accommodate the new product. The Direct Fit series is also available as a Combo Unit. This package includes factory mounted, high performance electric fans and a hand formed aluminum shroud. The new Direct Fit series offers affordable performance cooling, modern style tanks, and optional Combo Unit upgrade to keep your vehicle running cool all day long.

Created for racing, engineered for performance, and perfected over the last 30 years, Griffin radiators are the best in the business. Stemming from the grass roots days of circle track racing, Griffin products are 100% American made in Piedmont, South Carolina.

Combo Unit

Combo Off Road Unit

A simple solution to a complicated situation; Griffin Combo Units are the perfect combination of an aluminum radiator and electric fan(s). These products are constructed with Griffin 1.25 inch MaxCool tubing, a hand formed, all aluminum shroud, and high performance electric fan(s). The Combo Unit series has been created by Griffin engineering to take all of the confusing guess work out of switching to electric fans. The best fan for the radiator has been selected, the shroud and fan(s) have been mounted to the radiator, and the wiring harness has been provided. The end result is affordable performance cooling straight out of the box. Griffin Combo Units feature slim line fan(s) to accommodate more makes and models while Griffin Combo Unit Off Road products are equipped with thicker heavy duty fans(s). Please measure twice and order once. **All Griffin ComboUnit products



Griffin Thermal Products
750 Estes Dr.
Piedmont, SC 29673

1-800-RACERAD

www.griffinrad.com

864-845-5000